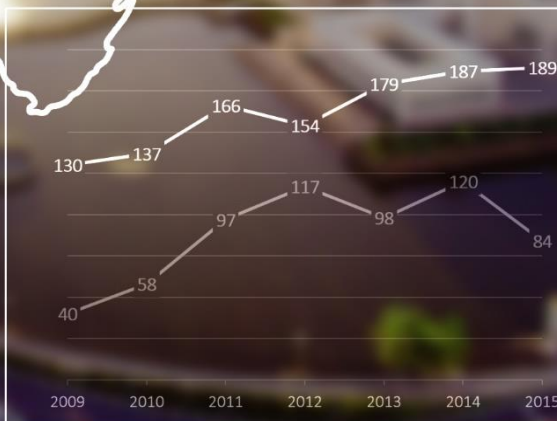




كمنتريڤ قنديقن  
نكارا بروني دارالسلام

# BRUNEI DARUSSALAM EDUCATION STATISTICS

# 2016



Department of Planning,  
Development & Research  
Ministry of Education  
BRUNEI DARUSSALAM

# PREFACE

The 2016 Education Statistics Brunei Darussalam is a yearly publication by the Department of Planning, Development and Research, Ministry of Education, Brunei Darussalam. It contains some information about Brunei Darussalam's education system, the *Sistem Pendidikan Negara Abad ke-21* (SPN21) and statistical information.

The statistics information include number of schools; enrolment of students and number of teachers disaggregated by gender, age, programmes, qualification and so on. The information is based on data gathered throughout 2016.

It is also hoped that successful publication of this book will provide useful information for educational planning and directions as well as meet the needs of other users and requirement of various international statistical agencies such as UNESCO Institute of Statistics (UIS), the Southeast Asian Ministers of Education Organization (SEAMEO), Commonwealth and Organization for Economic Cooperation and Development (OECD).

This book is divided into five sections:

Section 1 contains statistics summary;

Section 2 covers all the Pre-Primary, Primary, Secondary and Sixth Form education levels;

Section 3 covers all the Vocational, Technical and Higher education levels;

Section 4 views the Education Statistical Series; and

Section 5 presents the lists of all schools by District in Brunei Darussalam.

The Department would like to thank all government and private schools, colleges and institutions including the various ministries, for their continuous support and cooperation in providing the relevant data. The Department would also like to acknowledge everyone who has contributed directly or indirectly to the successful production of this publication.

**EDUCATION STATISTIC SECTION**  
**DEPARTMENT OF PLANNING, RESEARCH AND DEVELOPMENT**  
**MINISTRY OF EDUCATION**  
**BRUNEI DARUSSALAM**  
[www.moe.gov.bn](http://www.moe.gov.bn)

**AUGUST 2017**

# CONTENT

Preface	I
Content	II - VII
Book Information	VIII
List of Acronyms	IX
Overview of the Education System	X - XII
SPN21 Education System Structure	XIII
Brunei General Information	XIV
Number of Schools, Teachers and Students on map	XV

## Section 1 : Education Statistics Summary

1.1	Number of Schools, Enrolment and Teachers by Education Level, Sector and District	19
1.2	Number of Schools, Enrolment and Teachers by Gender, Education Level and District	20
1.3	Number of Schools, Enrolment and Teachers by Gender, Education Level and Sector	21
1.4	Number of Classes, Enrolment and Teachers by Education Level and Gender	22
1.5	Number of Classes and Enrolment by Education Level and Sector	23
1.6	Number of Teachers by Education Level and Sector	24
1.7	Number of Classes, New and Repeaters by Education Level	25 - 27
1.8	Enrolment by Age and Education Level	28 - 31
1.9	Enrolment by Race and Education Level	32 - 34
1.10	Vocational Technical Institutions' Enrolment by Ministry/Sector	35
1.11	Vocational Technical Institutions' Graduates by Ministry/Sector	36
1.12	Higher Education Institutions' Enrolment by Field of Education	37 - 38
1.13	Higher Education Institutions' Graduates by Field of Education	39 - 40
1.14	Teachers' Academic Qualification and Terms of Service by Level	41
1.15	Teachers' Age Group by Level	42
1.16	Students-Class, Teacher-Class and Student-Teacher Ratios by Ministry/Sector	43
1.17	Classes, Enrolment and Teachers / Instructors Ratios by Level of Education and District	44
1.18	Students-Class, Teacher-Class and Student-Teacher Ratios by Education Level	45
1.19	Summary Charts and Graphs	
	Fig.1 Enrolment by Age and Education Level	46
	Fig.2 Vocational Technical Education Enrolment by Institutions	47
	Fig.3 Vocational Technical Education Enrolment by Award Level	47
	Fig.4 Higher Education Enrolment by Programme	48
	Fig.5 Higher Education Institutions Enrolment by Award Level	48
	Fig.6 Higher Education Institutions Graduates by Programme	49
	Fig.7 Higher Education Institutions Graduates by Award Level	49
	Fig.8 Vocational Technical Education Graduates by Institutions	50
	Fig.9 Vocational Technical Education Graduates by Award Level	51
	Fig.10 Teacher by Academic Qualifications	52

## Section 2 : Statistics on Pre-Primary, Primary, Secondary and Sixth Form education

### 2.1 Ministry of Education

2.1.1	Number of Schools by Education Level and District	57
2.1.2	Number of Teachers by Education Level and District	57
2.1.3	Enrolment by Education Level and District	57

2.1.4	Number of Classes, Enrolment and Teachers by Education Level	58
2.1.5	Enrolment by Education Level and District / Cluster	
2.1.5.1	Pre-Primary and Primary by District 2016	59
2.1.5.2	Pre-Primary and Primary by Cluster 2016	59
2.1.5.3	Secondary by District 2016	60
2.1.5.4	Sixth Form by District 2016	60
2.1.5.5	Secondary by Cluster 2016	61
2.1.5.6	Sixth Form by Cluster 2016	61
2.1.6	Number of Classes, New and Repeaters	
2.1.6.1	Pre-Primary and Primary	62
2.1.6.2	Secondary	63
2.1.6.3	Sixth Form	63
2.1.7	Enrolment by Age and Education Level	
2.1.7.1	Pre-Primary and Primary	64
2.1.7.2	Secondary	65
2.1.7.3	Sixth Form	65
2.1.8	Enrolment by Race and Education Level	
2.1.8.1	Pre-Primary and Primary	66
2.1.8.2	Secondary	67
2.1.8.3	Sixth Form	67
2.1.9	Teachers' Academic Qualification and Terms of Service by Education Level	68
2.1.10	Teachers' Age Group by Education Level	69
<b>2.2</b>	<b>Ministry of Religious Affairs</b>	
2.2.1	Number of Schools by Education Level and District	73
2.2.2	Number of Teachers by Education Level and District	73
2.2.3	Enrolment by Education Level and District	73
2.2.4	Number of Classes, Enrolment and Teachers by Education Level	74
2.2.5	Enrolment by Education Level and District	
2.2.5.1	Primary	75
2.2.5.2	Secondary	75
2.2.5.3	Sixth Form	75
2.2.5.4	Diploma 'Aliyah Qiraat	75
2.2.6	Number of Classes, New and Repeaters by Education Level	76
2.2.7	Enrolment by Age and Education Level	
2.2.7.1	Primary	77
2.2.7.2	Secondary	77
2.2.7.3	Sixth Form	77
2.2.7.4	Diploma 'Aliyah Qiraat	77
2.2.8	Enrolment by Race and Education Level	78
2.2.9	Teachers' Academic Qualification and Terms of Service by Education Level	79
2.2.10	Teachers' Age Group by Education Level	80
<b>2.3</b>	<b>Private Schools</b>	
2.3.1	Number of Schools by Education Level and District	83
2.3.2	Number of Teachers by Education Level and District	83
2.3.3	Enrolment by Education Level and District	83
2.3.4	Number of Classes, Enrolment and Teachers by Education Level	84
2.3.5	Enrolment by Education Level and District	
2.3.5.1	Pre-Primary	85
2.3.5.2	Primary	85
2.3.5.3	Secondary	86



2.3.5.4	Sixth Form	86
2.3.6	Number of Classes, New and Repeaters by Education Level	87
2.3.7	Enrolment by Age and Education Level	
2.3.7.1	Pre-Primary and Primary	88
2.3.7.2	Secondary	89
2.3.7.3	Sixth Form	89
2.3.8	Enrolment by Race and Education Level	
2.3.8.1	Pre-Primary and Primary	90
2.3.8.2	Secondary	91
2.3.8.3	Sixth Form	91
2.3.9	Teachers' Academic Qualification by Education Level	92
2.3.10	Teachers' Age Group by Education Level	93

### **Section 3 : Statistics on Vocational, Technical and Higher Education**

#### **3.1 Ministry of Education**

3.1.1	Number of Institutions by Education Level and District	99
3.1.2	Enrolment by Education Level and District	99
3.1.3	Number of Instructors by Education Level and District	99
3.1.4	Enrolment and Number of Instructors by Education Level	99
3.1.5	Vocational Technical Enrolment by Education Level and District	100
3.1.6	Higher Education Enrolment by Education Level and District	100
3.1.7	Vocational Technical - Number of New and Repeaters	100 - 101
3.1.8	Higher Education - Number of New and Repeaters	101
3.1.9	Vocational Technical Enrolment by Age and Education Level	102 - 104
3.1.10	Higher Education Enrolment by Age and Education Level	105 - 107
3.1.11	Vocational Technical Enrolment by Race and Education Level	108 - 109
3.1.12	Higher Education Enrolment by Race and Education Level	110 - 111
3.1.13	Intake, Enrolment and Graduates of Vocational Technical by Award Level	112 - 113
3.1.14	Enrolment of Vocational Technical Institution by Award Level	114 - 115
3.1.15	Enrolment of Vocational Technical Institutions by Course/Programmes	
3.1.15.1	IBTE Sultan Siaful Rijal Campus	116
3.1.15.2	IBTE Mechanical Campus	117
3.1.15.3	IBTE Business Campus	117
3.1.15.4	IBTE Nakhoda Ragam Campus	118
3.1.15.5	IBTE Agro – Technology Campus	118
3.1.15.6	IBTE Jefri Bolkihah Campus	119
3.1.15.7	IBTE Sultan Bolkihah Campus	120
3.1.16	Intake, Enrolment and Graduates of Higher Education Institutions by Award Level	121 - 122
3.1.17	Intake, Enrolment and Graduates of Higher Education Institutions by Field of Education	
3.1.17.1	Universiti Brunei Darussalam (UBD)	123 - 126
3.1.17.2	Universiti Islam Sultan Sharif Ali (UNISSA)	127
3.1.17.3	Universiti Teknologi Brunei (ITB)	128 - 129
3.1.17.4	Politeknik Brunei (PB)	130 - 131
3.1.18	Enrolment of Higher Education Institution by Programmes	
3.1.18.1	Universiti Brunei Darussalam (UBD)	132 - 136
3.1.18.2	Universiti Islam Sultan Sharif Ali (UNISSA)	137 - 138
3.1.18.3	Universiti Teknologi Brunei (ITB)	139 - 140
3.1.18.4	Politeknik Brunei (PB)	141 - 142

3.1.19	Vocational Technical and Higher Education Instructors by Academic Qualification, Terms of Service, Age Group and Years of Service	143
3.1.20	Vocational Technical Instructors' Academic Qualification, Terms of Service Age Group and Years of Service by Institution	
3.1.20.1	IBTE Sultan Siaful Rijal Campus	144
3.1.20.2	IBTE Mechanical Campus	145
3.1.20.3	IBTE Business Campus	146
3.1.20.4	IBTE Nakhoda Ragam Campus	147
3.1.20.5	IBTE Agro – Technology Campus	148
3.1.20.6	IBTE Jefri Bolkiah Campus	149
3.1.20.7	IBTE Sultan Bolkiah Campus	150
3.1.21	Higher Education Lecturers' Academic Qualification, Terms of Service, Age Group and Years of Service by Institution	
3.1.21.1	Universiti Brunei Darussalam (UBD)	151
3.1.21.2	Universiti Islam Sultan Sharif Ali (UNISSA)	152
3.1.21.3	Universiti Teknologi Brunei (ITB)	153
3.1.21.4	Politeknik Brunei (PB)	154
<b>3.2</b>	<b>Ministry of Religious Affairs</b>	
3.2.1	Number of Institutions by Education Level and District	157
3.2.2	Enrolment by Education Level and District	157
3.2.3	Number of Instructors by Education Level and District	157
3.2.4	Enrolment and Number of Instructors by Education Level	157
3.2.5	Enrolment by Education Level and District	158
3.2.6	Higher Education - Number of New and Repeaters	158
3.2.7	Higher Education Enrolment by Age and Education Level	159
3.2.8	Higher Education Enrolment by Race and Education Level	160
3.2.9	Intake, Enrolment and Graduates of Higher Education Institutions by Award Level	161
3.2.10	Intake, Enrolment and Graduates of Higher Education Institutions by Field of Education	162
3.2.11	Enrolment of Higher Education Institution by Programmes	163
3.2.12	Higher Education Lecturers' by Academic Qualification, Terms of Service, Age Group and Years of Service	164
<b>3.3</b>	<b>Ministry of Culture, Youth and Sports</b>	
3.3.1	Number of Institutions by Education Level and District	167
3.3.2	Enrolment by Education Level and District	167
3.3.3	Number of Instructors by Education Level and District	167
3.3.4	Enrolment and Number of Instructors by Education Level	168
3.3.5	Enrolment by Education Level and District	168
3.3.6	Vocational Technical - Number of New and Repeaters	168
3.3.7	Vocational Technical Enrolment by Age and Education Level	169
3.3.8	Vocational Technical Enrolment by Race and Education Level	169
3.3.9	Intake, Enrolment and Graduates of Vocational Technical Institutions by Award Level	170
3.3.10	Enrolment of Vocational Technical Institution by Award Level	170
3.3.11	Enrolment of Vocational Technical Institution by Courses/Programmes	170
3.3.12	Vocational Technical Instructors' by Academic Qualifications, Terms of Service, Age Group and Year of Service	171

### 3.4 Prime Minister's Office

3.4.1	Number of Institutions by Education Level and District	175
3.4.2	Enrolment by Education Level and District	175
3.4.3	Number of Instructors by Education Level and District	175
3.4.4	Enrolment and Number of Instructors by Education Level	176
3.4.5	Vocational Technical Enrolment by Education Level and District	176
3.4.6	Vocational Technical - Number of New and Repeaters	176
3.4.7	Vocational Technical Enrolment by Age and Education Level	177
3.4.8	Vocational Technical Enrolment by Race and Education Level	177
3.4.9	Intake, Enrolment and Graduates of Vocational Technical Institution by Award Level	178
3.4.10	Enrolment of Vocational Technical Institution by Award Level	178
3.4.11	Enrolment of Vocational Technical Institution by Courses/Programmes	178
3.4.12	Instructors' Academic Qualification and Terms of Service by Education Level	179

### 3.5 Private Institutions

3.5.1	Number of Institutions by Education Level and District	183
3.5.2	Enrolment by Education Level and District	183
3.5.3	Number of Instructors by Education Level and District	183
3.5.4	Enrolment and Number of Instructors by Education Level	183
3.5.5	Vocational Technical Enrolment by Education Level and District	184
3.5.6	Higher Education Enrolment by Education Level and District	184
3.5.7	Vocational Technical Number of New and Repeaters	184
3.5.8	Higher Education Number of New and Repeaters	185
3.5.9	Vocational Technical Enrolment by Age and Education Level	186 - 187
3.5.10	Higher Education Enrolment by Age and Education Level	188 - 190
3.5.11	Vocational Technical Enrolment by Race and Education Level	191
3.5.12	Higher Education Enrolment by Race and Education Level	192 - 193
3.5.13	Vocational Technical Intake, Enrolments and Graduates by Institution and Award Level	194
3.5.14	Vocational Technical Enrolment by Institution and Award Level	195
3.5.15	Vocational Technical Enrolment by Year, Institution and Courses / Programmes	
3.5.15.1	Cosmopolitan College Commerce and Technology SDN BHD (CCCT)	196
3.5.15.2	Kemuda Institute	196
3.5.15.3	Micronet International College (MIC)	197
3.5.15.4	BICPA-FTMS Accountancy Academy SDN.BHD	197
3.5.16	Intake, Enrolment and Graduates of Higher Education by Field of Education	198
3.5.17	Intake, Enrolment and Graduates of Higher Education by Institution and Programmes	
3.5.17.1	Kolej International Graduates Studies (KIGS)	199 - 200
3.5.17.2	Laksamana College of Business (LCB)	200
3.5.18	Higher Education Enrolments by Year, Institutions and Programmes	
3.5.18.1	Kolej International Graduates Studies (KIGS)	201 - 202
3.5.18.2	Laksamana College of Business (LCB)	202
3.5.19	Vocational Technical Instructors' by Academic Qualification, Terms of Service Age Group and Years of Service	203

3.5.20	Higher Education Lecturers by Academic Qualification, Terms of Service, Age Group and Years of service	204
3.5.21	Vocational Technical Instructors by Academic Qualification, Terms of Service, Age Group and Years of service	
3.5.21.1	Cosmopolitan College Commerce and Technology SDN BHD (CCCT)	205
3.5.21.2	Kemuda Institute	206
3.5.21.3	Micronet International College (MIC)	207
3.5.21.4	BICPA-FTMS Accountancy Academy SDN.BHD	208
3.5.22	Higher Education Lecturers by Academic Qualification, Terms of Service, Age Group and Years of service and Institution	
3.5.22.1	Kolej International Graduates Studies (KIGS)	209
3.5.22.2	Laksamana College of Business (LCB)	210

#### **Section 4 : Education Statistical Series**

4.1	Number of Schools by Level	213
	<i>Chart: Figure 4.1 - Number of Schools by Level, 2007-2016</i>	214
4.2	Number of Teachers by Level	215
	<i>Chart: Figure 4.2 - Number of Teachers by Level, 2007-2016</i>	216
4.3	Enrolment by Education Level	217
	<i>Chart: Figure 4.3 - Enrolment by Level, 2007-2016</i>	218
4.4	Percentage of Pupils Passed in Primary School Assessment (PSR) Examination	219
	<i>Chart: Figure 4.4 - Percentage of Pupils Passed in Primary School Assessment (PSR) Examination</i>	219
4.5	Percentage of Students Passed with 5 'O' and above in BCGCE 'O' Level Examination by Sector	220
	<i>Chart: Figure 4.5 - Percentage of Students Passed with 5 'O' and above in BCGCE 'O' Level Examination by Sector</i>	220
4.6	Percentage of Students Passed with 2 'A' and above in BCGCE 'A' Level Examination	221
	<i>Chart: Figure 4.6 - Percentage of Students Passed with 2 'A' and above in BCGCE 'A' Level Examination by Sector</i>	221

#### **Section 5 : List of Schools**

5.1	List of Schools by Sector, District and Education Level	225 - 231
-----	---	-----------

## BOOK INFORMATION

- (1) This statistics booklet reports data as of:
  - March 31, 2016 for pre-primary, primary, secondary and sixth form education; and
  - September 30, 2016 for the vocational, technical and higher education levels.
- (2) School levels are categorised as follows:
  - a. Pre-Primary : Pre-School (for Government Schools) and Kindergarten 1, 2 and 3 (for Private Schools).
  - b. Primary : Year 1 to Year 6.
  - c. Secondary : Year 7 to Year 11 and Sixth Form.
  - d. Vocational Technical : Vocational and Technical Education (VTE).
  - e. Higher Education : University College, Polytechnic, Institute (except Institute Tahfiz Al-Quran Sultan Haji Hassanal Bolkihah) and Universities.
- (3) Government statistics include data from schools/colleges/institutions/universities under the administration of Ministry of Education (MoE), Prime Minister's Office (PMO), Ministry of Religious Affairs (MoRA) and Ministry of Culture, Youth and Sports (MoCYS).
- (4) The number of students is the total students enrolled including those taking leave of absence, and the number of graduates is the total students who successfully completed a course of study/training with awarded certificate.
- (5) The number of teachers represents all teachers inclusive of head teachers/principals and deputy principals who have teaching duties.
- (6) Two (2) government secondary schools offer both secondary and sixth form levels; Maktab Sains Paduka Seri Begawan Sultan and Sekolah Menengah Sayyidina Ali.
- (7) One (1) government vocational and technical Institution, that is IBTE Jefri Bolkihah Campus offers Level 5 Diploma course.
- (8) Fifteen (15) private schools offer both Primary and Secondary Levels.
- (9) Two (2) private vocational and technical Institutions offer Higher National Diploma courses.
- (10) The following races are categorised as follows:
  - Malay : Malay comprises of Melayu Brunei, Kedayan, Dusun, Murut, Bisaya, Belait and Tutong.
  - Other Indigenous : Indigenous that are not included in Malay categories such as Iban, Kedazan, Lun Bawang, etc.
  - Others : Indians, Portugese, British, etc.
- (11) Technical and Vocational Education and Training (TVET) and Higher Education:
  - Intake : First year students (new students) not including repeaters.
  - Enrolment : Total students in the institution.
  - Graduates : Number of students who have completed a programme/course of study and been awarded certificate.
- (12) Trained teachers are teachers with Certificate/Diploma in Teaching/Education, Postgraduate Certificates/Diploma in Education, Bachelor in Education, Master in Education or Doctorate in Education.
- (13) Academic Qualification of a teacher/instructor/lecturer may be a subject-specific or a teacher-training qualification or a combined qualification.

## LIST OF ACRONYMS

MoE	- Ministry of Education
MoRA	- Ministry of Religious Affairs
MoCYS	- Ministry of Culture, Youth and Sports
PMO	- Prime Minister's Office
BPS	- Bahagian Pendidikan Swasta
MTSSR	- <b>M</b> aktab <b>T</b> eknik <b>S</b> ultan <b>S</b> aiful <b>R</b> ijal
MKJB	- <b>M</b> aktab <b>K</b> ejuruteraan <b>J</b> efri <b>B</b> olkiah
PLM	- <b>P</b> usat <b>L</b> atihan <b>M</b> ekanik
SP	- <b>S</b> ekolah <b>P</b> erdagangan
SVSB	- <b>S</b> ekolah <b>V</b> okasional <b>S</b> ultan <b>B</b> olkiah
SVNR	- <b>S</b> ekolah <b>V</b> okasional <b>N</b> akhoda <b>R</b> agam
SVW	- <b>S</b> ekolah <b>V</b> okasional <b>W</b> asan
PB	- <b>P</b> oliteknik <b>B</b> runei
ITB	- <b>I</b> nstitut <b>T</b> eknologi <b>B</b> runei
UBD	- <b>U</b> niversiti <b>B</b> runei <b>D</b> arussalam
UNISSA	- <b>U</b> niversiti <b>S</b> ultan <b>S</b> harif <b>A</b> li
KUPUSB	- <b>K</b> olej <b>U</b> niversiti <b>P</b> erguruan <b>U</b> gama <b>S</b> eri <b>B</b> egawan
KIGS	- International Graduate Studies College
LCB	- <b>L</b> aksamana <b>C</b> ollege of <b>B</b> usiness
HND	- Higher National Diploma
HNC	- Higher National Certificate
HNTec	- Higher National Technical Certificate
NTec	- National Technical Certificate
AD	- Advanced Diploma
ND	- National Diploma
ISQ	- Industrial Skills Qualification
COP	- Competency of Proficiency Apprenticeship
MF	- Male and Female
F	- Female
M	- Male
CIS	- Number of Classes
C	- Citizens
NC	- Non-Citizens
CNC	- Citizens and Non-Citizens
x	- Included in other category
m	- Missing data (or not available)
z	- Category does not apply



# OVERVIEW OF THE EDUCATION SYSTEM

## INTRODUCTION

Being a small nation with population less than half a million, education plays a critical role in contributing to shaping the future of Brunei Darussalam.

The Ministry of Education (MoE) is committed to providing an educational system that prepares and equips our young generation for their future roles in the development of the country. Since 2007, MoE has outlined its mission "to provide holistic education to achieve fullest potential for all"; with its vision, "Quality Education towards a Developed, Peaceful and Prosperous Nation ". This is to equip students to live their adult lives in a multitasking, multifaceted, technology-driven, diverse and vibrant world. Thus, Brunei Darussalam's education system aims to nurture every child and to help all students to discover/maximize their talent, and develop passion for life-long learning.

In January 2009, MoE has embarked on the National Education System for the 21<sup>st</sup> Century or *Sistem Pendidikan Negara Abad Ke-21* (SPN21). SPN21 has brought three major changes in the education system: education structure; curriculum and assessment; and technical education.

SPN21 allows highly capable students to complete their secondary education in a shorter period (four instead of five years). It provides multiple pathways for students to choose programmes that suit their capabilities, interests, inclinations, growth and development; catering to their needs. It also reflects on the ministry's desire to ensure that students complete at least four years of secondary education before pursuing post-secondary education or seeking for employment. This is enshrined in the National Education Policy (1993) of providing every student with at least 12 years of education. Nevertheless it is mandatory for all school aged children between the ages of six and below 15 years to attend 9 years of formal education (Education Order 2007).

## EDUCATION STRUCTURE

### Pre-Primary Education

Children enter the education system (one year of primary education) at the age of five. This reception/foundation stage emphasises the socio-emotional development and personality to prepare learners for primary education.

### Primary Education

The duration of primary education is six years (Year 1 to Year 6). At the end of Year 6, students sit for Primary School Assessment or *Penilaian Sekolah Rendah* (PSR). It helps identify the appropriate secondary school programmes (streams) to match individual student's learning pace, ability and inclination. Students who attain five 'A's in their PSR will be channelled to the science schools.

For students with special educational needs, there are two different plans provided for them: Remedial Education Plan (REP) and Individualised Education Plan (IEP). REP is mainly for students with learning difficulties in basic skills such as reading, writing and mathematics. IEP is intended for students who have been identified as having special educational needs, in particular those with high support needs. Modifications and changes are made on the curriculum, and in teaching and learning strategies to suit the need(s) of these students.

## Secondary Education

At secondary level, most students follow the two-year common curriculum (Year 7 and Year 8) before channelled into one of the following programmes starting Year 9:

- **General Secondary Education Programme**

This programme is for those who are more academically inclined. Majority of students will be in the 5-year programme, sitting for their Brunei Cambridge General Certificate of Education Ordinary Level (BC GCE 'O' Level) at the end of Year 11. Students who are highly performing in Year 8 will be undergoing the 4 year programme to sit for BC GCE 'O' Level at the end of year 10.

- **Applied Secondary Education Programme**

This programme is designed for students who are more inclined towards vocational education which is more hands-on and provides project-based approach in learning. At the end of this programme students will develop technical skills to prepare them for future employment in the vocational sector. Within the Applied Secondary Education Programme, the Special Applied Programme (SAP) is also offered at Year 9.

However, students with identified strength(s), talent(s) and need(s) will undergo the following programmes starting Year 7:

- **Specialised Education Programme**

This is a 5-year programme for the gifted and talented students who by virtue of outstanding abilities are capable of exceptional performance in general or specific ability areas. The curriculum designed for the gifted and talented students focuses on differentiating the content, process, product and/or the learning environment with increased breadth and depth of the subject matter. Opportunities are made available for extension, enrichment and acceleration, or the appropriate combination of these approaches within the differentiated curriculum. These will be determined by considering the students' various learning needs and strengths.

- **Special Educational Needs Programme**

Special Educational Needs Programme at the secondary level is a continuity of the Individualised Education Plan (IEP) in primary schools. One of the Special Educational Needs Programme that has been implemented in secondary schools is the Pre-Vocational Programme.

This 5-year programme caters for the needs of identified students with special educational needs at the secondary level. Besides developing their basic academic, living and social skills, the programme also seeks to instill vocational and work skills through relevant work placements. The programme aims to produce independent individuals striving towards their fullest potential.

After Year 10 or Year 11, students can proceed to either sixth form, polytechnics (e.g. Politeknik Brunei) or Technical and Vocational Education and Training (TVET) institutions.

## Sixth Form / Pre University Education

Students who have obtained adequate and relevant BC GCE 'O' level results may proceed to the pre-university level. At this level, most students follow a two-year course and sit for the GCE Advanced level ('A' level) examination. Those who complete 'A' level courses with adequate and relevant passes may be eligible for entry to any of the four local universities or be awarded scholarships for further studies abroad.

However, students are not prohibited from applying to pursue courses in polytechnic or TVET institutions; or seek for employment after the completion of sixth form.

## Technical and Vocational Education and Training (TVET)

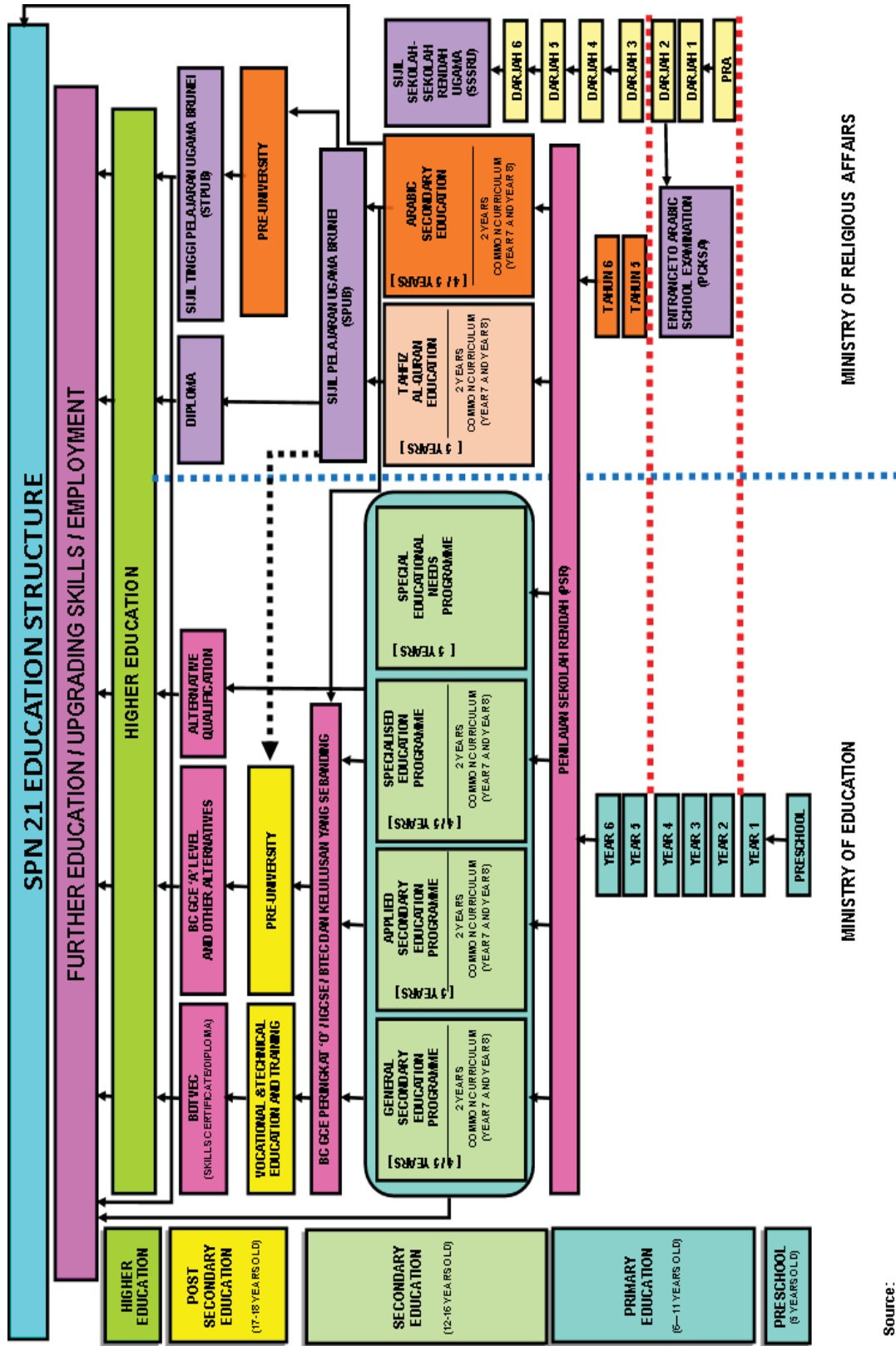
TVET imparts to young learners the skills needed in the world of work. Skill Certificate, NTec, HNTec and Diploma programs are taken by students who have completed upper secondary education to prepare them for work as skilled workers or technicians; as well as for progression to higher level technical studies.

- Students who have completed their BC GCE 'O' level have the opportunity to progress to technical programmes at certificate level. Upon completion, they may proceed to higher level of technical education.
- Students who have adequate and relevant BC GCE 'O' level results may proceed Diploma Programmes.

## Higher Education

There are four universities and one Polytechnic in Brunei Darussalam. The course duration ranges from two years (diploma programmes) to four years (undergraduate programmes).

- Universiti Brunei Darussalam (UBD) was established in 1985 and offers diploma, undergraduates, Master and Doctor of Philosophy programmes. It has ten faculties namely, Academy of Brunei Studies, Faculty of Arts and Social Sciences, Faculty of Business, Economics and Policies Studies, Faculty of Science, Pengiran Anak Puteri Rashidah Sa'adatul Bolkiah Institute of Health Sciences, Institute of Asian Studies, SOAS Centre of Islamic Studies, Continuing Education Centre, Language Centre and Sultan Hassanul Bolkiah Institute of Education.
- Universiti Islam Sultan Sharif Ali (UNISSA) was established in 2007 and it focuses on Arabic Language, Islamic History and Civilisation, Islamic Law and Islamic Finance. It offers diploma, undergraduates, Masters and Doctor of Philosophy programmes. The university has four faculties and three Research Centres namely, Faculty of Arabic Language and Islamic Civilisation, Faculty of Usuluddin, Faculty of Shariah and Law, Faculty of Business and Management Sciences, Centre for Promotion of Knowledge and Language Learning, Madhhab Shafi'i Research Centre and Centre for Postgraduate Studies and Research.
- Universiti Teknologi Brunei (UTB) formerly known as Institut Teknologi Brunei (ITB) was established in January 1986 and upgraded to a University status in October 2008. It offers Higher National Diplomas (HND) and Undergraduate Degree Programmes in the areas of Engineering, Business and ICT. It has two academic faculties, namely the Faculty of Engineering and the Faculty of Business and Computing.
- Kolej Universiti Perguruan Ugama Seri Begawan (KUPU SB) was established in 1975 as an Islamic Religious Teachers' Training College. In 2007, it was upgraded to a university college. KUPU SB is under the purview/jurisdiction of the MoRA. It offers diploma, higher national diploma, post-graduate diploma, undergraduate and Masters programmes in Islamic teaching. It has three faculties and three centres; namely Faculty of Education, Faculty of Usuluddin, Faculty of Shariah, Centre for Core Knowledge, Language Centre and Centre for Postgraduate Studies and Research.
- Politeknik Brunei (PB) was established under the consentment by His Majesty in his titah during the Teachers' Day Celebration in October 2008. The academic structure comprises of three schools; namely School of Business and Finance, School of Information and Communication Technology (ICT) and School of Science and Engineering, offering Advance Diploma courses.



Source: SPN21, Ministry of Education (2013)

## BRUNEI GENERAL INFORMATION 2016

Total Population	417,200 (2015)
Annual Rate of Increase	1.3 (2015)
Life Expectancy at Birth (Years)	77.4 (2015)
Infant Mortality Rate per 1000 live births	8.8 (2015)
Literacy Rate (Total)	98 (2015)
Literacy Rate (Male)	98.6 (2015)
Literacy Rate (Female)	97.4 (2015)
GDP per Capita at current prices	42,610* (2015)
Number of Schools	252
Number of Teachers	10985
Number of Students	111698
Teacher to Student Ratio	1 : 10
School to Student Ratio	1 : 443
School to Teacher Ratio	1 : 44
Number of Graduates (Local Higher Education institutions)	4035

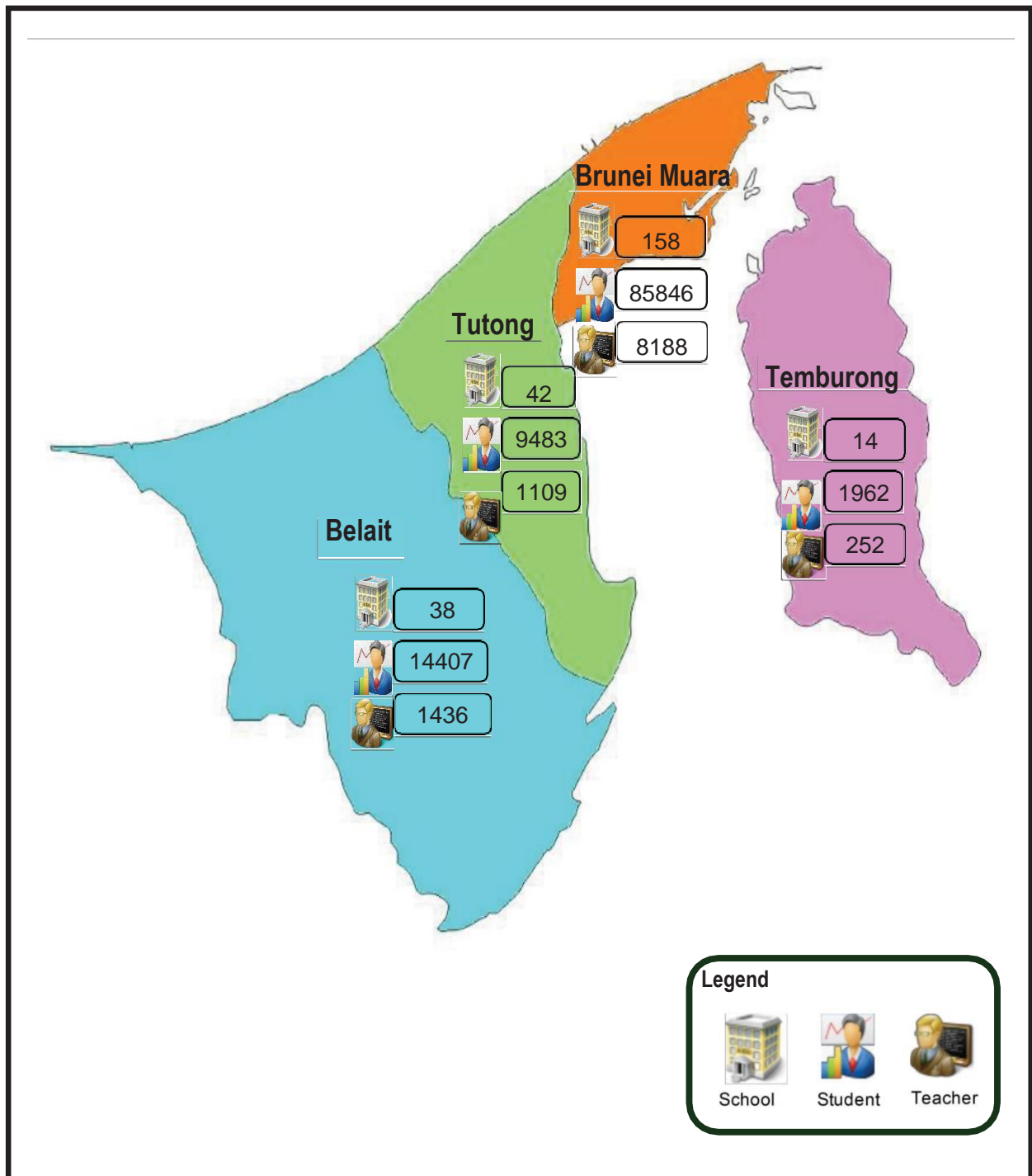
**Note:**

\* - Based on the revised and rebasing of the national accounts with basic year 2010, Department of Economic Planning and Development.

**Source:**

Department of Economic Planning and Development, Prime Minister's Office (2016)  
 Department of Planning, Research and Development, Ministry of Education (2016)

# NUMBER OF SCHOOLS, TEACHERS AND STUDENTS IN ALL DISTRICTS, 2016







EDUCATION STATISTICS  
SUMMARY  
2016





## 1.1

## Number of Schools / Institutions, Enrolment, Teachers / Instructors by Education Level, Ministry / Sector and District, 2016

Education Level	Ministry / Sector	District											Overall Total			
		Brunei Muara			Tutong			Belait			Temburong					
		Number of Schools / Institutions	Enrolment	Number of Teachers / Instructors	Number of Schools / Institutions	Enrolment	Number of Teachers / Instructors	Number of Schools / Institutions	Enrolment	Number of Teachers / Instructors	Number of Schools / Institutions	Enrolment	Number of Teachers / Instructors	Number of Schools / Institutions	Enrolment	Number of Teachers / Instructors
All	<b>Overall Total</b>	<b>158</b>	<b>85846</b>	<b>8188</b>	<b>42</b>	<b>9483</b>	<b>1109</b>	<b>38</b>	<b>14407</b>	<b>1436</b>	<b>14</b>	<b>1962</b>	<b>252</b>	<b>252</b>	<b>111698</b>	<b>10985</b>
	MoE	95	52388	5766	35	7425	939	23	8124	922	11	1741	215	164	69678	7842
	MoRA	6	4874	470	1	707	74	1	203	23	1	95	17	9	5879	584
	MoCYS	1	208	29	z	z	z	z	z	z	z	z	z	1	208	29
	PMO	1	47	15	z	z	z	z	z	z	z	z	z	1	47	15
	Private (BPS)	55	28329	1908	6	1351	96	14	6080	491	2	126	20	77	35886	2515
	<b>Total</b>	<b>10</b>	<b>10233</b>	<b>618</b>	<b>1</b>	<b>1118</b>	<b>77</b>	<b>3</b>	<b>2062</b>	<b>169</b>	<b>x</b>	<b>198</b>	<b>21</b>	<b>14</b>	<b>13611</b>	<b>885</b>
Pre-Primary* (Preschool)	MoE	x	2036	161	x	470	40	x	400	36	x	129	15	x	3035	252
	MoRA	z	z	z	z	z	z	z	z	z	z	z	z	z	z	z
	Private (BPS)	10	8197	457	1	648	37	3	1662	133	x	69	6	14	10576	633 <sup>(i)</sup>
	<b>Total</b>	<b>102</b>	<b>29330</b>	<b>2701</b>	<b>35</b>	<b>4097</b>	<b>577</b>	<b>28</b>	<b>6117</b>	<b>551</b>	<b>13</b>	<b>927</b>	<b>140</b>	<b>178</b>	<b>40471</b>	<b>3969</b>
Primary	MoE	62	15246	1688	29	3208	494	16	3017	320	10	811	113	117	22282	2615
	MoRA	2	1485	134	1	186	24	1	122	12	1	59	13	5	1852	183 <sup>(i)</sup>
	Private (BPS)	38	12599	879	5	703	59	11	2978	219	2	57	14	56	16337	1171 <sup>(i)</sup>
	<b>Total</b>	<b>24</b>	<b>26167</b>	<b>3040</b>	<b>5</b>	<b>3902</b>	<b>394</b>	<b>5</b>	<b>5016</b>	<b>541</b>	<b>1</b>	<b>837</b>	<b>91</b>	<b>35</b>	<b>35922</b>	<b>4066</b>
Secondary	MoE	21	19978	2458	5	3381	344	5	3495	391	1	801	87	32	27655	3280
	MoRA	2	2039	236	x	521	50	x	81	11	x	36	4	2	2677	301 <sup>(i)</sup>
	Private (BPS)	1	4150	346	z	z	z	x	1440	139	z	z	z	1	5590	485 <sup>(i)</sup>
	<b>Total</b>	<b>4</b>	<b>4018</b>	<b>554</b>	<b>1</b>	<b>366</b>	<b>61</b>	<b>x</b>	<b>425</b>	<b>47</b>	<b>z</b>	<b>z</b>	<b>z</b>	<b>5</b>	<b>4809</b>	<b>662</b>
Sixth Form* (Pre-University)	MoE	3	3067	429	1	366	61	x	425	47	z	z	z	4	3858	537
	MoRA	1	535 <sup>(ii)</sup>	62	z	z	z	z	z	z	z	z	z	1	535	62 <sup>(i)</sup>
	Private (BPS)	x	416	63	z	z	z	z	z	z	z	z	z	x	416	63 <sup>(i)</sup>
	<b>Total</b>	<b>11</b>	<b>4071</b>	<b>467</b>	<b>z</b>	<b>z</b>	<b>z</b>	<b>2</b>	<b>787</b>	<b>128</b>	<b>z</b>	<b>z</b>	<b>z</b>	<b>13</b>	<b>4858</b>	<b>595</b>
Vocational Technical	MoE	5	2665	344	z	z	z	2	787	128	z	z	z	7	3452	472
	MoCYS	1	208	29	z	z	z	z	z	z	z	z	z	1	208	29
	PMO	1	47	15	z	z	z	z	z	z	z	z	z	1	47	15
	Private (BPS)	4	1151	79	z	z	z	z	z	z	z	z	z	4	1151	79
	<b>Total</b>	<b>7</b>	<b>12027</b>	<b>808</b>	<b>z</b>	<b>z</b>	<b>z</b>	<b>z</b>	<b>z</b>	<b>z</b>	<b>z</b>	<b>z</b>	<b>z</b>	<b>7</b>	<b>12027</b>	<b>808</b>
Higher Education	MoE	4	9396	686	z	z	z	z	z	z	z	z	z	4	9396	686
	MoRA	1	815	38	z	z	z	z	z	z	z	z	z	1	815	38
	Private (BPS)	2	1816	84	z	z	z	z	z	z	z	z	z	2	1816	84

**Note:**

- z - All Arabic schools do not conduct Pre-Primary education; All institutions under administration of MoCYS and PMO conduct Vocational Technical education only; No sixth Form institution exist in Temburong; No Vocational Technical institution exist in Tutong and Temburong; All Higher Education institutions are in Brunei Muara; data not applicable.
- x - Included under the total number of Primary School.
- \* - In Brunei context, Pre School (including Kindergarten) and Pre University are also referred to as Pre Primary and Sixth Form respectively.
- <sup>(i)</sup> - Teachers teaching more than one level of education are included in the level based on the highest number of teaching periods or number of classes taught.
- <sup>(ii)</sup> - Diploma 'Aliyah Qiraat included

## 1.2

## Number of Schools / Institutions, Enrolment, Number of Teachers / Instructors by Gender, Education Level and District, 2016

Education Level	District	Number of Schools / Institutions	Enrolment			Number of Teachers / Instructors		
			MF	M	F	MF	M	F
<b>All</b>	<b>Overall Total</b>	<b>252</b>	<b>111698</b>	<b>56050</b>	<b>55648</b>	<b>10985</b>	<b>3080</b>	<b>7905</b>
	<b>Brunei Muara</b>	<b>158</b>	<b>85846</b>	<b>42381</b>	<b>43465</b>	<b>8188</b>	<b>2276</b>	<b>5912</b>
	<b>Tutong</b>	<b>42</b>	<b>9483</b>	<b>5021</b>	<b>4462</b>	<b>1109</b>	<b>294</b>	<b>815</b>
	<b>Belait</b>	<b>38</b>	<b>14407</b>	<b>7603</b>	<b>6804</b>	<b>1436</b>	<b>400</b>	<b>1036</b>
	<b>Temburong</b>	<b>14</b>	<b>1962</b>	<b>1045</b>	<b>917</b>	<b>252</b>	<b>110</b>	<b>142</b>
Pre-Primary * (Pre school)	<b>Total</b>	<b>14</b>	<b>13611</b>	<b>6935</b>	<b>6676</b>	<b>885</b>	<b>39</b>	<b>846</b>
	Brunei Muara	10	10233	5217	5016	618	26	592
	Tutong	1	1118	556	562	77	5	72
	Belait	3	2062	1053	1009	169	7	162
	Temburong	x	198	109	89	21	1	20
Primary	<b>Total</b>	<b>178</b>	<b>40471</b>	<b>20867</b>	<b>19604</b>	<b>3969</b>	<b>891</b>	<b>3078</b>
	Brunei Muara	102	29330	15044	14286	2701	560	2141
	Tutong	35	4097	2092	2005	577	145	432
	Belait	28	6117	3231	2886	551	120	431
	Temburong	13	927	500	427	140	66	74
Secondary	<b>Total</b>	<b>35</b>	<b>35922</b>	<b>18702</b>	<b>17220</b>	<b>4066</b>	<b>1220</b>	<b>2846</b>
	Brunei Muara	24	26167	13386	12781	3040	872	2168
	Tutong	5	3902	2226	1676	394	118	276
	Belait	5	5016	2654	2362	541	187	354
	Temburong	1	837	436	401	91	43	48
Sixth Form * (Pre-University)	<b>Total</b>	<b>5</b>	<b>4809</b>	<b>2048</b>	<b>2761</b>	<b>662</b>	<b>232</b>	<b>430</b>
	Brunei Muara	4	4018	1731	2287	554	185	369
	Tutong	1	366	147	219	61	26	35
	Belait	x	425	170	255	47	21	26
	Temburong	z	z	z	z	z	z	z
Vocational Technical	<b>Total</b>	<b>13</b>	<b>4858</b>	<b>2645</b>	<b>2213</b>	<b>595</b>	<b>268</b>	<b>327</b>
	Brunei Muara	11	4071	2150	1921	467	203	264
	Tutong	z	z	z	z	z	z	z
	Belait	2	787	495	292	128	65	63
	Temburong	z	z	z	z	z	z	z
Higher Education	<b>Total</b>	<b>7</b>	<b>12027</b>	<b>4853</b>	<b>7174</b>	<b>808</b>	<b>430</b>	<b>378</b>
	Brunei Muara	7	12027	4853	7174	808	430	378
	Tutong	z	z	z	z	z	z	z
	Belait	z	z	z	z	z	z	z
	Temburong	z	z	z	z	z	z	z

**Note:**

z - All Arabic schools do not conduct Pre-Primary education; No Sixth Form Institution exist in Temburong;  
All Higher Education Institutions are in Brunei Muara; data not applicable.

x - Included under the total number of Primary School.

## 1.3

## Number of Schools / Institutions, Enrolment and Number of Teachers / Instructors by Gender, Education Level and Ministry / Sector, 2016

Education Level	Ministry / Sector	Number of Schools / Institutions	Enrolment			Number of Teachers / Instructors		
			MF	M	F	MF	M	F
All	<b>Overall Total</b>	<b>252</b>	<b>111698</b>	<b>56050</b>	<b>55648</b>	<b>10985</b>	<b>3080</b>	<b>7905</b>
	MoE	164	69678	35037	34641	7842	2373	5469
	MoRA	9	5879	2574	3305	584	173	411
	MoCYS	1	208	94	114	29	12	17
	PMO	1	47	19	28	15	4	11
	Private (BPS)	77	35886	18326	17560	2515	518	1997
Pre-Primary* (Pre school)	<b>Total</b>	<b>14</b>	<b>13611</b>	<b>6935</b>	<b>6676</b>	<b>885</b>	<b>39</b>	<b>846</b>
	MoE	x	3035	1573	1462	252	18	234
	MoRA	z	z	z	z	z	z	z
	MoCYS	z	z	z	z	z	z	z
	PMO	z	z	z	z	z	z	z
	Private (BPS)	14	10576	5362	5214	633 <sup>(i)</sup>	21 <sup>(i)</sup>	612 <sup>(i)</sup>
Primary	<b>Total</b>	<b>178</b>	<b>40471</b>	<b>20867</b>	<b>19604</b>	<b>3969</b>	<b>891</b>	<b>3078</b>
	MoE	117	22282	11766	10516	2615	610	2005
	MoRA	5	1852	806	1046	183 <sup>(i)</sup>	57 <sup>(i)</sup>	126 <sup>(i)</sup>
	MoCYS	z	z	z	z	z	z	z
	PMO	z	z	z	z	z	z	z
	Private (BPS)	56	16337	8295	8042	1171	224	947
Secondary	<b>Total</b>	<b>35</b>	<b>35922</b>	<b>18702</b>	<b>17220</b>	<b>4066</b>	<b>1220</b>	<b>2846</b>
	MoE	32	27655	14469	13186	3280	968	2312
	MoRA	2	2677	1260	1417	301 <sup>(i)</sup>	84 <sup>(i)</sup>	217 <sup>(i)</sup>
	MoCYS	z	z	z	z	z	z	z
	PMO	z	z	z	z	z	z	z
	Private (BPS)	1	5590	2973	2617	485	168	317
Sixth Form (Pre- University)	<b>Total</b>	<b>5</b>	<b>4809</b>	<b>2048</b>	<b>2761</b>	<b>662</b>	<b>232</b>	<b>430</b>
	MoE	4	3858	1614	2244	537	179	358
	MoRA <sup>(ii)</sup>	1	535	216	319	62 <sup>(i)</sup>	14 <sup>(i)</sup>	48 <sup>(i)</sup>
	MoCYS	z	z	z	z	z	z	z
	PMO	z	z	z	z	z	z	z
	Private (BPS)	x	416	218	198	63 <sup>(i)</sup>	39 <sup>(i)</sup>	24 <sup>(i)</sup>
Vocational Technical	<b>Total</b>	<b>13</b>	<b>4858</b>	<b>2645</b>	<b>2213</b>	<b>595</b>	<b>268</b>	<b>327</b>
	MoE	7	3452	2005	1447	472	226	246
	MoRA	z	z	z	z	z	z	z
	MoCYS	1	208	94	114	29	12	17
	PMO	1	47	19	28	15	4	11
	Private (BPS)	4	1151	527	624	79	26	53
Higher Education	<b>Total</b>	<b>7</b>	<b>12027</b>	<b>4853</b>	<b>7174</b>	<b>808</b>	<b>430</b>	<b>378</b>
	MoE	4	9396	3610	5786	686	372	314
	MoRA	1	815	292	523	38	18	20
	MoCYS	z	z	z	z	z	z	z
	PMO	z	z	z	z	z	z	z
	Private (BPS)	2	1816	951	865	84	40	44

**Note:**

z - All Arabic schools do not conduct Pre-Primary education; All institutions under administration of MoCYS and PMO conduct Vocational Technical education only; Data not applicable.

x - Included in the total number of Primary schools.

(i) - Teachers teaching more than one level of education are included in the level based on the highest number of teaching periods or number of classes taught.

(ii) - Diploma 'Aliyah Qiraat included



## 1.4

### Number of Classes, Enrolment and Number of Teachers / Instructors by Education Level and Gender, 2016

Education Level	Number of Classes	Enrolment			Number of Teachers / Instructors		
		MF	M	F	MF	M	F
<b>Overall Total</b>	<b>4484</b>	<b>111698</b>	<b>56050</b>	<b>55648</b>	<b>10985</b>	<b>3080</b>	<b>7905</b>
<b>Pre-Primary (Pre school) Total</b>	<b>720</b>	<b>13611</b>	<b>6935</b>	<b>6676</b>	<b>885</b>	<b>39</b>	<b>846</b>
Kindergarten (KG) 1	177	3144	1577	1567	885	39	846
Kindergarten (KG) 2	185	4176	2115	2061			
Preschool Kindergarten (KG) 3	358	6291	3243	3048			
<b>Primary Total</b>	<b>2112</b>	<b>40471</b>	<b>20867</b>	<b>19604</b>	<b>3969</b>	<b>891</b>	<b>3078</b>
Year 1	346	6634	3447	3187	3969	891	3078
Year 2	344	6632	3478	3154			
Year 3	329	6344	3221	3123			
Year 4	349	6779	3474	3305			
Year 5	364	7076	3638	3438			
Year 6	380	7006	3609	3397			
<b>Secondary Total</b>	<b>1652</b>	<b>35922</b>	<b>18702</b>	<b>17220</b>	<b>4066</b>	<b>1220</b>	<b>2846</b>
Year 7	312	7069	3639	3430	1410	391	1019
Year 8	306	7021	3636	3385			
Year 9	355	7364	3830	3534	2656	829	1827
Year 10	348	7249	3789	3460			
Year 11	331	7219	3808	3411			
<b>Sixth Form (Pre-University) Total</b>	<b>z</b>	<b>4809</b>	<b>2048</b>	<b>2761</b>	<b>662</b>	<b>232</b>	<b>430</b>
Lower Sixth Form	z	2582	1080	1502	662	232	430
Upper Sixth Form	z	2227	968	1259			
<b>Vocational / Technical Total</b>	<b>z</b>	<b>4858</b>	<b>2645</b>	<b>2213</b>	<b>595</b>	<b>268</b>	<b>327</b>
Year 1	z	2977	1652	1325	595	268	327
Year 2	z	1756	920	836			
Year 3	z	125	73	52			
<b>Higher Education Total</b>	<b>z</b>	<b>12027</b>	<b>4853</b>	<b>7174</b>	<b>808</b>	<b>430</b>	<b>378</b>
Year 1	z	4176	1769	2407	808	430	378
Year 2	z	3505	1414	2091			
Year 3	z	2825	1103	1722			
Year 4	z	1438	533	905			
Year 5	z	78	32	46			
Year 6	z	5	2	3			

**Note:**

z - Classes are not fixed, hence, data is not applicable

## 1.5

## Number of Classes and Students by Education Level and Sector, 2016

Education Level	Students											
	Government Sector				Private Sector				Total			
	CLS	MF	M	F	CLS	MF	M	F	CLS	MF	M	F
<b>Overall Total</b>	<b>3025</b>	<b>75812</b>	<b>37724</b>	<b>38088</b>	<b>1459</b>	<b>35886</b>	<b>18326</b>	<b>17560</b>	<b>4484</b>	<b>111698</b>	<b>56050</b>	<b>55648</b>
<b>Pre-Primary Education (Pre school) Total</b>	<b>198</b>	<b>3035</b>	<b>1573</b>	<b>1462</b>	<b>522</b>	<b>10576</b>	<b>5362</b>	<b>5214</b>	<b>720</b>	<b>13611</b>	<b>6935</b>	<b>6676</b>
Kindergarten (KG) 1	z	z	z	z	177	3144	1577	1567	177	3144	1577	1567
Kindergarten (KG) 2	z	z	z	z	185	4176	2115	2061	185	4176	2115	2061
Preschool / Kindergarten (KG) 3	198	3035	1573	1462	160	3256	1670	1586	358	6291	3243	3048
<b>Primary Education Total</b>	<b>1359</b>	<b>24134</b>	<b>12572</b>	<b>11562</b>	<b>753</b>	<b>16337</b>	<b>8295</b>	<b>8042</b>	<b>2112</b>	<b>40471</b>	<b>20867</b>	<b>19604</b>
Year 1	199	3386	1772	1614	147	3248	1675	1573	346	6634	3447	3187
Year 2	202	3568	1902	1666	142	3064	1576	1488	344	6632	3478	3154
Year 3	204	3588	1860	1728	125	2756	1361	1395	329	6344	3221	3123
Year 4	222	4001	2110	1891	127	2778	1364	1414	349	6779	3474	3305
Year 5	258	4819	2463	2356	106	2257	1175	1082	364	7076	3638	3438
Year 6	274	4772	2465	2307	106	2234	1144	1090	380	7006	3609	3397
<b>Secondary Education Total</b>	<b>1468</b>	<b>30332</b>	<b>15729</b>	<b>14603</b>	<b>184</b>	<b>5590</b>	<b>2973</b>	<b>2617</b>	<b>1652</b>	<b>35922</b>	<b>18702</b>	<b>17220</b>
Year 7	274	5898	3035	2863	38	1171	604	567	312	7069	3639	3430
Year 8	270	5856	3022	2834	36	1165	614	551	306	7021	3636	3385
Year 9	316	6244	3221	3023	39	1120	609	511	355	7364	3830	3534
Year 10	310	6142	3202	2940	38	1107	587	520	348	7249	3789	3460
Year 11	298	6192	3249	2943	33	1027	559	468	331	7219	3808	3411
<b>Sixth Form Education (Pre-University) Total</b>	<b>z</b>	<b>4393</b>	<b>1830</b>	<b>2563</b>	<b>z</b>	<b>416</b>	<b>218</b>	<b>198</b>	<b>z</b>	<b>4809</b>	<b>2048</b>	<b>2761</b>
Lower Sixth Form	z	2328	947	1381	z	236	120	116	z	2564	1067	1497
Upper Sixth Form	z	2021	855	1166	z	180	98	82	z	2201	953	1248
Diploma 'Aliyah Qiraat	z	44	28	16	z	z	z	z	z	44	28	16
<b>Vocational Technical Education Total</b>	<b>z</b>	<b>3707</b>	<b>2118</b>	<b>1589</b>	<b>z</b>	<b>1151</b>	<b>527</b>	<b>624</b>	<b>z</b>	<b>4858</b>	<b>2645</b>	<b>2213</b>
Year 1	z	2232	1281	951	z	745	371	374	z	2977	1652	1325
Year 2	z	1394	774	620	z	362	146	216	z	1756	920	836
Year 3	z	81	63	18	z	44	10	34	z	125	73	52
<b>Higher Education Total</b>	<b>z</b>	<b>10211</b>	<b>3902</b>	<b>6309</b>	<b>z</b>	<b>1816</b>	<b>951</b>	<b>865</b>	<b>z</b>	<b>12027</b>	<b>4853</b>	<b>7174</b>
Year 1	z	3125	1194	1931	z	1051	575	476	z	4176	1769	2407
Year 2	z	2984	1151	1833	z	521	263	258	z	3505	1414	2091
Year 3	z	2581	990	1591	z	244	113	131	z	2825	1103	1722
Year 4	z	1438	533	905	z	z	z	z	z	1438	533	905
Year 5	z	78	32	46	z	z	z	z	z	78	32	46
Year 6	z	5	2	3	z	z	z	z	z	5	2	3

**Note:**

z - Classes are not fixed, hence, number of classes is not applicable; Higher Educational Institutions in Private Sector's academic year is only up to Year 3 only.

## 1.6

## Number of Teachers / Instructors by Education Level and Sector, 2016

Education Level	Teachers / Instructors								
	Government Sector			Private Sector			Total		
	MF	M	F	MF	M	F	MF	M	F
<b>Overall Total</b>	<b>8470</b>	<b>2562</b>	<b>5908</b>	<b>2515</b>	<b>518</b>	<b>1997</b>	<b>10985</b>	<b>3080</b>	<b>7905</b>
<b>Pre-Primary (Preschool) Total</b>	<b>252</b>	<b>18</b>	<b>234</b>	<b>633</b>	<b>21</b>	<b>612</b>	<b>885</b>	<b>39</b>	<b>846</b>
Preschool / Kindergarten (KG)	252	18	234	633	21	612	885	39	846
<b>Primary Total</b>	<b>2798</b>	<b>667</b>	<b>2131</b>	<b>1171</b>	<b>224</b>	<b>947</b>	<b>3969</b>	<b>891</b>	<b>3078</b>
Year 1 to 6	2798	667	2131	1171	224	947	3969	891	3078
<b>Secondary Total</b>	<b>3581</b>	<b>1052</b>	<b>2529</b>	<b>485</b>	<b>168</b>	<b>317</b>	<b>4066</b>	<b>1220</b>	<b>2846</b>
Year 7 & 8	1217	330	887	193	61	132	1410	391	1019
Year 9 to 11	2364	722	1642	292	107	185	2656	829	1827
<b>Sixth Form (Pre-University) Total</b>	<b>599</b>	<b>193</b>	<b>406</b>	<b>63</b>	<b>39</b>	<b>24</b>	<b>662</b>	<b>232</b>	<b>430</b>
Sixth Form	599	193	406	63	39	24	662	232	430
<b>Vocational Technical Total</b>	<b>516</b>	<b>242</b>	<b>274</b>	<b>79</b>	<b>26</b>	<b>53</b>	<b>595</b>	<b>268</b>	<b>327</b>
Vocational Technical	516	242	274	79	26	53	595	268	327
<b>Higher Education Total</b>	<b>724</b>	<b>390</b>	<b>334</b>	<b>84</b>	<b>40</b>	<b>44</b>	<b>808</b>	<b>430</b>	<b>378</b>
Higher Education	724	390	334	84	40	44	808	430	378

## 1.7

## Number of Classes, New and Repeaters by Education Level, 2016

Education Level	Number of Classes	Students								
		New			Repeaters			Total		
		MF	M	F	MF	M	F	MF	M	F
<b>Overall Total</b>	<b>4484</b>	<b>110241</b>	<b>55110</b>	<b>55131</b>	<b>1457</b>	<b>940</b>	<b>517</b>	<b>111698</b>	<b>56050</b>	<b>55648</b>
<b>Pre-Primary (Preschool) Total</b>	<b>720</b>	<b>13577</b>	<b>6910</b>	<b>6667</b>	<b>34</b>	<b>25</b>	<b>9</b>	<b>13611</b>	<b>6935</b>	<b>6676</b>
<b>Preschool / Kindergarten (KG)</b>	<b>720</b>	<b>13577</b>	<b>6910</b>	<b>6667</b>	<b>34</b>	<b>25</b>	<b>9</b>	<b>13611</b>	<b>6935</b>	<b>6676</b>
Kindergarten (KG) 1	177	<b>3138</b>	1572	1566	<b>6</b>	5	1	<b>3144</b>	<b>1577</b>	<b>1567</b>
Kindergarten (KG) 2	185	<b>4169</b>	2109	2060	<b>7</b>	6	1	<b>4176</b>	<b>2115</b>	<b>2061</b>
Preschool / Kindergarten (KG) 3	358	<b>6270</b>	3229	3041	<b>21</b>	14	7	<b>6291</b>	<b>3243</b>	<b>3048</b>
<b>Primary Total</b>	<b>2112</b>	<b>40216</b>	<b>20695</b>	<b>19521</b>	<b>255</b>	<b>172</b>	<b>83</b>	<b>40471</b>	<b>20867</b>	<b>19604</b>
Year 1	346	<b>6612</b>	3430	3182	<b>22</b>	17	5	<b>6634</b>	<b>3447</b>	<b>3187</b>
Year 2	344	<b>6587</b>	3450	3137	<b>45</b>	28	17	<b>6632</b>	<b>3478</b>	<b>3154</b>
Year 3	329	<b>6285</b>	3189	3096	<b>59</b>	32	27	<b>6344</b>	<b>3221</b>	<b>3123</b>
Year 4	349	<b>6733</b>	3443	3290	<b>46</b>	31	15	<b>6779</b>	<b>3474</b>	<b>3305</b>
Year 5	364	<b>7024</b>	3597	3427	<b>52</b>	41	11	<b>7076</b>	<b>3638</b>	<b>3438</b>
Year 6	380	<b>6975</b>	3586	3389	<b>31</b>	23	8	<b>7006</b>	<b>3609</b>	<b>3397</b>
<b>Secondary Total</b>	<b>1652</b>	<b>34942</b>	<b>18071</b>	<b>16871</b>	<b>980</b>	<b>631</b>	<b>349</b>	<b>35922</b>	<b>18702</b>	<b>17220</b>
Year 7	312	<b>6956</b>	3550	3406	<b>113</b>	89	24	<b>7069</b>	<b>3639</b>	<b>3430</b>
Year 8	306	<b>6900</b>	3552	3348	<b>121</b>	84	37	<b>7021</b>	<b>3636</b>	<b>3385</b>
Year 9	<b>355</b>	<b>7248</b>	<b>3750</b>	<b>3498</b>	<b>116</b>	<b>80</b>	<b>36</b>	<b>7364</b>	<b>3830</b>	<b>3534</b>
Science Stream (4 Years 'General Programme')	46	<b>825</b>	347	478	<b>0</b>	0	0	<b>825</b>	<b>347</b>	<b>478</b>
Science Stream (5 Years 'General Programme')	63	<b>1320</b>	626	694	<b>0</b>	0	0	<b>1320</b>	<b>626</b>	<b>694</b>
Arts Stream (4 Years 'General Programme')	8	<b>203</b>	93	110	<b>0</b>	0	0	<b>203</b>	<b>93</b>	<b>110</b>
Arts Stream (5 Years 'General Programme')	96	<b>2419</b>	1224	1195	<b>18</b>	11	7	<b>2437</b>	<b>1235</b>	<b>1202</b>
Arabic Stream (4 Years 'General Programme')	1	<b>6</b>	6	0	<b>0</b>	0	0	<b>6</b>	<b>6</b>	<b>0</b>
Arabic Stream (5 Years 'General Programme')	15	<b>356</b>	177	179	<b>4</b>	3	1	<b>360</b>	<b>180</b>	<b>180</b>
Applied Education Programme - 3 Years	64	<b>1425</b>	804	621	<b>56</b>	41	15	<b>1481</b>	<b>845</b>	<b>636</b>
Special Applied Programme (SAP) - 3 Years	39	<b>606</b>	422	184	<b>37</b>	25	12	<b>643</b>	<b>447</b>	<b>196</b>
Special Education Needs Programme (Pra Vok)	23	<b>88</b>	51	37	<b>1</b>	0	1	<b>89</b>	<b>51</b>	<b>38</b>
Specialised Education Programme	0	<b>0</b>	0	0	<b>0</b>	0	0	<b>0</b>	<b>0</b>	<b>0</b>

## 1.7

## Number of Classes, New and Repeaters by Level of Education, 2016

Education Level	Number of Classes	Students								
		New			Repeaters			Total		
		MF	M	F	MF	M	F	MF	M	F
<b>Year 10</b>	<b>348</b>	<b>7171</b>	<b>3742</b>	<b>3429</b>	<b>78</b>	<b>47</b>	<b>31</b>	<b>7249</b>	<b>3789</b>	<b>3460</b>
Science Stream (4 Years 'General Programme')	43	855	409	446	1	1	0	856	410	446
Science Stream (5 Years 'General Programme')	57	1247	532	715	1	0	1	1248	532	716
Arts Stream (4 Years 'General Programme')	4	96	48	48	0	0	0	96	48	48
Arts Stream (5 Years 'General Programme')	104	2492	1265	1227	13	6	7	2505	1271	1234
Arabic Stream (4 Years 'General Programme')	1	7	7	0	0	0	0	7	7	0
Arabic Stream (5 Years 'General Programme')	12	287	182	105	0	0	0	287	182	105
Applied Education Programme - 3 Years	72	1625	892	733	52	31	21	1677	923	754
Special Applied Programme (SAP) - 3 Years	31	407	298	109	11	9	2	418	307	111
Special Education Needs Programme (Pra Vok)	19	95	69	26	0	0	0	95	69	26
Specialised Education Programme	5	60	40	20	0	0	0	60	40	20
<b>Year 11</b>	<b>331</b>	<b>6667</b>	<b>3477</b>	<b>3190</b>	<b>552</b>	<b>331</b>	<b>221</b>	<b>7219</b>	<b>3808</b>	<b>3411</b>
Science Stream (4 Years 'General Programme')	0	0	0	0	0	0	0	0	0	0
Science Stream (5 Years 'General Programme')	68	1718	784	934	24	13	11	1742	797	945
Arts Stream (4 Years 'General Programme')	0	0	0	0	0	0	0	0	0	0
Arts Stream (5 Years 'General Programme')	112	2532	1287	1245	293	166	127	2825	1453	1372
Arabic Stream (4 Years 'General Programme')	0	0	0	0	0	0	0	0	0	0
Arabic Stream (5 Years 'General Programme')	14	327	170	157	2	0	2	329	170	159
Applied Education Programme - 3 Years	84	1580	892	688	233	152	81	1813	1044	769
Special Applied Programme (SAP) - 3 Years	29	390	266	124	0	0	0	390	266	124
Special Education Needs Programme (Pra Vok)	18	51	36	15	0	0	0	51	36	15
Specialised Education Programme	6	69	42	27	0	0	0	69	42	27

## 1.7

## Number of Classes, New and Repeaters by Level of Education, 2015

Education Level	Number of Classes	Students								
		New			Repeaters			Total		
		MF	M	F	MF	M	F	MF	M	F
<b>Sixth Form * (Pre-University) Total</b>	<b>z</b>	<b>4772</b>	<b>2029</b>	<b>2743</b>	<b>37</b>	<b>19</b>	<b>18</b>	<b>4809</b>	<b>2048</b>	<b>2761</b>
<b>Lower Sixth Form</b>	<b>z</b>	<b>2569</b>	<b>1076</b>	<b>1493</b>	<b>13</b>	<b>4</b>	<b>9</b>	<b>2582</b>	<b>1080</b>	<b>1502</b>
Science	z	1434	618	816	5	1	4	1439	619	820
Art	z	849	319	530	8	3	5	857	322	535
Arab	z	268	126	142	0	0	0	268	126	142
Diploma 'Aliyah Qiraat (Year 1)	z	18	13	5	0	0	0	18	13	5
<b>Upper Sixth Form</b>	<b>z</b>	<b>2203</b>	<b>953</b>	<b>1250</b>	<b>24</b>	<b>15</b>	<b>9</b>	<b>2227</b>	<b>968</b>	<b>1259</b>
Science	z	1197	589	608	6	3	3	1203	592	611
Art	z	833	307	526	11	6	5	844	313	531
Arab	z	147	42	105	7	6	1	154	48	106
Diploma 'Aliyah Qira'at (Year 2)	z	15	9	6	0	0	0	15	9	6
Diploma 'Aliyah Qira'at (Year 3)	z	11	6	5	0	0	0	11	6	5
<b>Vocational Technical Total</b>	<b>z</b>	<b>4812</b>	<b>2612</b>	<b>2200</b>	<b>46</b>	<b>33</b>	<b>13</b>	<b>4858</b>	<b>2645</b>	<b>2213</b>
Year 1	z	2949	1629	1320	28	23	5	2977	1652	1325
Year 2	z	1738	910	828	18	10	8	1756	920	836
Year 3	z	125	73	52	0	0	0	125	73	52
<b>Higher Education Total</b>	<b>z</b>	<b>11922</b>	<b>4793</b>	<b>7129</b>	<b>105</b>	<b>60</b>	<b>45</b>	<b>12027</b>	<b>4853</b>	<b>7174</b>
Year 1	z	4155	1753	2402	21	16	5	4176	1769	2407
Year 2	z	3432	1372	2060	73	42	31	3505	1414	2091
Year 3	z	2825	1103	1722	0	0	0	2825	1103	1722
Year 4	z	1428	531	897	10	2	8	1438	533	905
Year 5	z	77	32	45	1	0	1	78	32	46
Year 6	z	5	2	3	0	0	0	5	2	3

**Note:**

z - Classes are not fixed, hence, number of classes is not applicable.



## 1.8

## Enrolment by Age and Education Level, 2016

## 1.8a Pre-Primary (Preschool) and Primary

Education Level	Gender	Age (in years)											Total
		2	3	4	5	6	7	8	9	10	11	≥ 12	
<b>Pre-Primary (Preschool) and Primary Total</b>	<b>MF</b>	<b>191</b>	<b>2946</b>	<b>4153</b>	<b>5698</b>	<b>6514</b>	<b>6695</b>	<b>6114</b>	<b>6790</b>	<b>6977</b>	<b>6395</b>	<b>1609</b>	<b>54082</b>
	<b>M</b>	<b>92</b>	<b>1465</b>	<b>2126</b>	<b>2935</b>	<b>3334</b>	<b>3502</b>	<b>3115</b>	<b>3480</b>	<b>3623</b>	<b>3261</b>	<b>869</b>	<b>27802</b>
	<b>F</b>	<b>99</b>	<b>1481</b>	<b>2027</b>	<b>2763</b>	<b>3180</b>	<b>3193</b>	<b>2999</b>	<b>3310</b>	<b>3354</b>	<b>3134</b>	<b>740</b>	<b>26280</b>
<b>Pre-Primary (Preschool) Total</b>	<b>MF</b>	<b>191</b>	<b>2946</b>	<b>4117</b>	<b>5073</b>	<b>1261</b>	<b>22</b>	<b>0</b>	<b>1</b>	<b>0</b>	<b>0</b>	<b>0</b>	<b>13611</b>
	<b>M</b>	<b>92</b>	<b>1465</b>	<b>2107</b>	<b>2598</b>	<b>662</b>	<b>10</b>	<b>0</b>	<b>1</b>	<b>0</b>	<b>0</b>	<b>0</b>	<b>6935</b>
	<b>F</b>	<b>99</b>	<b>1481</b>	<b>2010</b>	<b>2475</b>	<b>599</b>	<b>12</b>	<b>0</b>	<b>0</b>	<b>0</b>	<b>0</b>	<b>0</b>	<b>6676</b>
Preschool	<b>MF</b>	<b>0</b>	<b>0</b>	<b>175</b>	<b>2068</b>	<b>778</b>	<b>13</b>	<b>0</b>	<b>1</b>	<b>0</b>	<b>0</b>	<b>0</b>	<b>3035</b>
	<b>M</b>	<b>0</b>	<b>0</b>	<b>93</b>	<b>1068</b>	<b>404</b>	<b>7</b>	<b>0</b>	<b>1</b>	<b>0</b>	<b>0</b>	<b>0</b>	<b>1573</b>
	<b>F</b>	<b>0</b>	<b>0</b>	<b>82</b>	<b>1000</b>	<b>374</b>	<b>6</b>	<b>0</b>	<b>0</b>	<b>0</b>	<b>0</b>	<b>0</b>	<b>1462</b>
Kindergarten (KG) 1	<b>MF</b>	<b>179</b>	<b>2558</b>	<b>391</b>	<b>15</b>	<b>1</b>	<b>0</b>	<b>0</b>	<b>0</b>	<b>0</b>	<b>0</b>	<b>0</b>	<b>3144</b>
	<b>M</b>	<b>88</b>	<b>1274</b>	<b>204</b>	<b>10</b>	<b>1</b>	<b>0</b>	<b>0</b>	<b>0</b>	<b>0</b>	<b>0</b>	<b>0</b>	<b>1577</b>
	<b>F</b>	<b>91</b>	<b>1284</b>	<b>187</b>	<b>5</b>	<b>0</b>	<b>0</b>	<b>0</b>	<b>0</b>	<b>0</b>	<b>0</b>	<b>0</b>	<b>1567</b>
Kindergarten (KG) 2	<b>MF</b>	<b>11</b>	<b>365</b>	<b>3283</b>	<b>505</b>	<b>11</b>	<b>1</b>	<b>0</b>	<b>0</b>	<b>0</b>	<b>0</b>	<b>0</b>	<b>4176</b>
	<b>M</b>	<b>4</b>	<b>178</b>	<b>1666</b>	<b>259</b>	<b>8</b>	<b>0</b>	<b>0</b>	<b>0</b>	<b>0</b>	<b>0</b>	<b>0</b>	<b>2115</b>
	<b>F</b>	<b>7</b>	<b>187</b>	<b>1617</b>	<b>246</b>	<b>3</b>	<b>1</b>	<b>0</b>	<b>0</b>	<b>0</b>	<b>0</b>	<b>0</b>	<b>2061</b>
Kindergarten (KG) 3	<b>MF</b>	<b>1</b>	<b>23</b>	<b>268</b>	<b>2485</b>	<b>471</b>	<b>8</b>	<b>0</b>	<b>0</b>	<b>0</b>	<b>0</b>	<b>0</b>	<b>3256</b>
	<b>M</b>	<b>0</b>	<b>13</b>	<b>144</b>	<b>1261</b>	<b>249</b>	<b>3</b>	<b>0</b>	<b>0</b>	<b>0</b>	<b>0</b>	<b>0</b>	<b>1670</b>
	<b>F</b>	<b>1</b>	<b>10</b>	<b>124</b>	<b>1224</b>	<b>222</b>	<b>5</b>	<b>0</b>	<b>0</b>	<b>0</b>	<b>0</b>	<b>0</b>	<b>1586</b>
<b>Primary Total</b>	<b>MF</b>	<b>0</b>	<b>0</b>	<b>36</b>	<b>625</b>	<b>5253</b>	<b>6673</b>	<b>6114</b>	<b>6789</b>	<b>6977</b>	<b>6395</b>	<b>1609</b>	<b>40471</b>
	<b>M</b>	<b>0</b>	<b>0</b>	<b>19</b>	<b>337</b>	<b>2672</b>	<b>3492</b>	<b>3115</b>	<b>3479</b>	<b>3623</b>	<b>3261</b>	<b>869</b>	<b>20867</b>
	<b>F</b>	<b>0</b>	<b>0</b>	<b>17</b>	<b>288</b>	<b>2581</b>	<b>3181</b>	<b>2999</b>	<b>3310</b>	<b>3354</b>	<b>3134</b>	<b>740</b>	<b>19604</b>
Year 1	<b>MF</b>	<b>0</b>	<b>0</b>	<b>36</b>	<b>555</b>	<b>4546</b>	<b>1462</b>	<b>29</b>	<b>4</b>	<b>2</b>	<b>0</b>	<b>0</b>	<b>6634</b>
	<b>M</b>	<b>0</b>	<b>0</b>	<b>19</b>	<b>306</b>	<b>2310</b>	<b>784</b>	<b>22</b>	<b>4</b>	<b>2</b>	<b>0</b>	<b>0</b>	<b>3447</b>
	<b>F</b>	<b>0</b>	<b>0</b>	<b>17</b>	<b>249</b>	<b>2236</b>	<b>678</b>	<b>7</b>	<b>0</b>	<b>0</b>	<b>0</b>	<b>0</b>	<b>3187</b>
Year 2	<b>MF</b>	<b>0</b>	<b>0</b>	<b>0</b>	<b>70</b>	<b>639</b>	<b>4471</b>	<b>1281</b>	<b>154</b>	<b>15</b>	<b>2</b>	<b>0</b>	<b>6632</b>
	<b>M</b>	<b>0</b>	<b>0</b>	<b>0</b>	<b>31</b>	<b>333</b>	<b>2332</b>	<b>681</b>	<b>89</b>	<b>10</b>	<b>2</b>	<b>0</b>	<b>3478</b>
	<b>F</b>	<b>0</b>	<b>0</b>	<b>0</b>	<b>39</b>	<b>306</b>	<b>2139</b>	<b>600</b>	<b>65</b>	<b>5</b>	<b>0</b>	<b>0</b>	<b>3154</b>
Year 3	<b>MF</b>	<b>0</b>	<b>0</b>	<b>0</b>	<b>0</b>	<b>68</b>	<b>673</b>	<b>4214</b>	<b>1307</b>	<b>53</b>	<b>24</b>	<b>5</b>	<b>6344</b>
	<b>M</b>	<b>0</b>	<b>0</b>	<b>0</b>	<b>0</b>	<b>29</b>	<b>344</b>	<b>2111</b>	<b>682</b>	<b>35</b>	<b>18</b>	<b>2</b>	<b>3221</b>
	<b>F</b>	<b>0</b>	<b>0</b>	<b>0</b>	<b>0</b>	<b>39</b>	<b>329</b>	<b>2103</b>	<b>625</b>	<b>18</b>	<b>6</b>	<b>3</b>	<b>3123</b>
Year 4	<b>MF</b>	<b>0</b>	<b>0</b>	<b>0</b>	<b>0</b>	<b>0</b>	<b>66</b>	<b>563</b>	<b>4598</b>	<b>1486</b>	<b>49</b>	<b>17</b>	<b>6779</b>
	<b>M</b>	<b>0</b>	<b>0</b>	<b>0</b>	<b>0</b>	<b>0</b>	<b>31</b>	<b>286</b>	<b>2340</b>	<b>777</b>	<b>32</b>	<b>8</b>	<b>3474</b>
	<b>F</b>	<b>0</b>	<b>0</b>	<b>0</b>	<b>0</b>	<b>0</b>	<b>35</b>	<b>277</b>	<b>2258</b>	<b>709</b>	<b>17</b>	<b>9</b>	<b>3305</b>
Year 5	<b>MF</b>	<b>0</b>	<b>0</b>	<b>0</b>	<b>0</b>	<b>0</b>	<b>1</b>	<b>26</b>	<b>645</b>	<b>4727</b>	<b>1591</b>	<b>86</b>	<b>7076</b>
	<b>M</b>	<b>0</b>	<b>0</b>	<b>0</b>	<b>0</b>	<b>0</b>	<b>1</b>	<b>15</b>	<b>317</b>	<b>2400</b>	<b>857</b>	<b>48</b>	<b>3638</b>
	<b>F</b>	<b>0</b>	<b>0</b>	<b>0</b>	<b>0</b>	<b>0</b>	<b>0</b>	<b>11</b>	<b>328</b>	<b>2327</b>	<b>734</b>	<b>38</b>	<b>3438</b>
Year 6	<b>MF</b>	<b>0</b>	<b>0</b>	<b>0</b>	<b>0</b>	<b>0</b>	<b>0</b>	<b>1</b>	<b>81</b>	<b>694</b>	<b>4729</b>	<b>1501</b>	<b>7006</b>
	<b>M</b>	<b>0</b>	<b>0</b>	<b>0</b>	<b>0</b>	<b>0</b>	<b>0</b>	<b>0</b>	<b>47</b>	<b>399</b>	<b>2352</b>	<b>811</b>	<b>3609</b>
	<b>F</b>	<b>0</b>	<b>0</b>	<b>0</b>	<b>0</b>	<b>0</b>	<b>0</b>	<b>1</b>	<b>34</b>	<b>295</b>	<b>2377</b>	<b>690</b>	<b>3397</b>

## 1.8

## Enrolment by Age and Education Level, 2016

**1.8b Secondary**

Education Level	Gender	Age (in years)								Total
		≤11	12	13	14	15	16	17	≥ 18	
<b>Secondary Total</b>	<b>MF</b>	<b>1196</b>	<b>5837</b>	<b>7183</b>	<b>7296</b>	<b>7048</b>	<b>5222</b>	<b>1688</b>	<b>452</b>	<b>35922</b>
	<b>M</b>	<b>618</b>	<b>2912</b>	<b>3651</b>	<b>3762</b>	<b>3708</b>	<b>2799</b>	<b>952</b>	<b>300</b>	<b>18702</b>
	<b>F</b>	<b>578</b>	<b>2925</b>	<b>3532</b>	<b>3534</b>	<b>3340</b>	<b>2423</b>	<b>736</b>	<b>152</b>	<b>17220</b>
Year 7	<b>MF</b>	<b>1114</b>	<b>4462</b>	<b>1298</b>	<b>160</b>	<b>26</b>	<b>7</b>	<b>2</b>	<b>0</b>	<b>7069</b>
	<b>M</b>	580	2251	678	101	20	7	2	0	<b>3639</b>
	<b>F</b>	534	2211	620	59	6	0	0	0	<b>3430</b>
Year 8	<b>MF</b>	<b>80</b>	<b>1347</b>	<b>4134</b>	<b>1230</b>	<b>172</b>	<b>54</b>	<b>4</b>	<b>0</b>	<b>7021</b>
	<b>M</b>	36	651	2129	659	125	32	4	0	<b>3636</b>
	<b>F</b>	44	696	2005	571	47	22	0	0	<b>3385</b>
Year 9	<b>MF</b>	<b>2</b>	<b>28</b>	<b>1671</b>	<b>4009</b>	<b>1388</b>	<b>213</b>	<b>42</b>	<b>11</b>	<b>7364</b>
	<b>M</b>	2	10	797	2086	762	132	32	9	<b>3830</b>
	<b>F</b>	0	18	874	1923	626	81	10	2	<b>3534</b>
Year 10	<b>MF</b>	<b>0</b>	<b>0</b>	<b>76</b>	<b>1801</b>	<b>3724</b>	<b>1397</b>	<b>201</b>	<b>50</b>	<b>7249</b>
	<b>M</b>	0	0	43	862	1931	782	132	39	<b>3789</b>
	<b>F</b>	0	0	33	939	1793	615	69	11	<b>3460</b>
Year 11	<b>MF</b>	<b>0</b>	<b>0</b>	<b>4</b>	<b>96</b>	<b>1738</b>	<b>3551</b>	<b>1439</b>	<b>391</b>	<b>7219</b>
	<b>M</b>	0	0	4	54	870	1846	782	252	<b>3808</b>
	<b>F</b>	0	0	0	42	868	1705	657	139	<b>3411</b>

**1.8c Sixth Form (Pre-University)**

Education Level	Gender	Age (in years)					Total
		≤14	15	16	17	≥ 18	
<b>Sixth Form (Pre-University) Total</b>	<b>MF</b>	<b>6</b>	<b>336</b>	<b>1278</b>	<b>1831</b>	<b>1358</b>	<b>4809</b>
	<b>M</b>	<b>3</b>	<b>130</b>	<b>592</b>	<b>767</b>	<b>556</b>	<b>2048</b>
	<b>F</b>	<b>3</b>	<b>206</b>	<b>686</b>	<b>1064</b>	<b>802</b>	<b>2761</b>
Lower Sixth Form	<b>MF</b>	<b>6</b>	<b>319</b>	<b>963</b>	<b>997</b>	<b>297</b>	<b>2582</b>
	<b>M</b>	3	128	439	385	125	<b>1080</b>
	<b>F</b>	3	191	524	612	172	<b>1502</b>
Upper Sixth Form	<b>MF</b>	<b>0</b>	<b>17</b>	<b>315</b>	<b>834</b>	<b>1061</b>	<b>2227</b>
	<b>M</b>	0	2	153	382	431	<b>968</b>
	<b>F</b>	0	15	162	452	630	<b>1259</b>

## 1.8

## Enrolment by Age and Education Level, 2016

**1.8d Vocational Technical**

Education Level	Gender	Age (years)									Total
		16	17	18	19	20	21	22	≥ 23	Unknown	
<b>Vocational Technical Total</b>	<b>MF</b>	<b>34</b>	<b>406</b>	<b>982</b>	<b>1038</b>	<b>760</b>	<b>497</b>	<b>369</b>	<b>772</b>	<b>0</b>	<b>4858</b>
	<b>M</b>	<b>19</b>	<b>207</b>	<b>520</b>	<b>564</b>	<b>423</b>	<b>276</b>	<b>212</b>	<b>424</b>	<b>0</b>	<b>2645</b>
	<b>F</b>	<b>15</b>	<b>199</b>	<b>462</b>	<b>474</b>	<b>337</b>	<b>221</b>	<b>157</b>	<b>348</b>	<b>0</b>	<b>2213</b>
Year 1	MF	34	382	749	639	413	246	178	336	0	2977
	M	19	196	395	344	235	144	114	205	0	1652
	F	15	186	354	295	178	102	64	131	0	1325
Year 2	MF	0	24	227	387	330	237	174	377	0	1756
	M	0	11	121	210	176	125	88	189	0	920
	F	0	13	106	177	154	112	86	188	0	836
Year 3	MF	0	0	6	12	17	14	17	59	0	125
	M	0	0	4	10	12	7	10	30	0	73
	F	0	0	2	2	5	7	7	29	0	52

## 1.8

## Enrolment by Age and Education Level, 2016

## 1.8e Higher Education

Education Level	Gender	Age (in years)																		Total
		16	17	18	19	20	21	22	23	24	25	26	27	28	29	30-34	35-39	≥ 40	Unknown	
Higher Education Total	MF	33	320	903	1525	1787	1908	1717	1143	745	508	312	188	134	123	333	186	115	47	12027
	M	14	139	367	591	712	750	715	455	308	227	133	79	48	47	137	67	50	14	4853
	F	19	181	536	934	1075	1158	1002	688	437	281	179	109	86	76	196	119	65	33	7174
Year 1	MF	33	287	688	892	593	341	399	284	182	113	48	40	34	44	112	44	20	22	4176
	M	14	123	287	370	277	159	184	98	65	56	18	20	12	20	40	12	9	5	1769
	F	19	164	401	522	316	182	215	186	117	57	30	20	22	24	72	32	11	17	2407
Year 2	MF	0	33	204	518	764	604	424	232	188	136	93	53	41	30	86	51	33	15	3505
	M	0	16	79	194	302	243	191	99	69	52	34	25	13	12	43	30	10	2	1414
	F	0	17	125	324	462	361	233	133	119	84	59	28	28	18	43	21	23	13	2091
Year 3	MF	0	0	11	115	408	606	472	365	250	170	124	60	34	39	78	51	34	8	2825
	M	0	0	1	27	129	222	188	163	118	82	56	22	15	11	30	16	16	7	1103
	F	0	0	10	88	279	384	284	202	132	88	68	38	19	28	48	35	18	1	1722
Year 4	MF	0	0	0	0	22	354	401	227	116	87	46	35	23	9	54	39	23	2	1438
	M	0	0	0	0	4	125	146	84	51	36	24	12	7	4	21	8	11	0	533
	F	0	0	0	0	18	229	255	143	65	51	22	23	16	5	33	31	12	2	905
Year 5	MF	0	0	0	0	0	3	21	33	7	2	1	0	2	1	3	1	4	0	78
	M	0	0	0	0	0	1	6	10	4	1	1	0	1	0	3	1	4	0	32
	F	0	0	0	0	0	2	15	23	3	1	0	0	1	1	0	0	0	0	46
Year 6	MF	0	0	0	0	0	0	0	2	2	0	0	0	0	0	0	0	1	0	5
	M	0	0	0	0	0	0	0	1	1	0	0	0	0	0	0	0	0	0	2
	F	0	0	0	0	0	0	0	1	1	0	0	0	0	0	0	0	1	0	3

## 1.9

## Enrolment by Race and Education Level, 2016

## 1.9a Pre-Primary (Preschool) and Primary

Education Level	Gender	Race										
		Malay		Other Indigenous		Chinese		Others		Total		
		C	NC	C	NC	C	NC	C	NC	C	NC	CNC
<b>Pre-Primary (Preschool) and Primary Total</b>	<b>MF</b>	<b>42893</b>	<b>1191</b>	<b>1511</b>	<b>369</b>	<b>2139</b>	<b>2007</b>	<b>706</b>	<b>3266</b>	<b>47249</b>	<b>6833</b>	<b>54082</b>
	<b>M</b>	<b>22125</b>	<b>619</b>	<b>766</b>	<b>204</b>	<b>1085</b>	<b>967</b>	<b>387</b>	<b>1649</b>	<b>24363</b>	<b>3439</b>	<b>27802</b>
	<b>F</b>	<b>20768</b>	<b>572</b>	<b>745</b>	<b>165</b>	<b>1054</b>	<b>1040</b>	<b>319</b>	<b>1617</b>	<b>22886</b>	<b>3394</b>	<b>26280</b>
<b>Pre-Primary (Preschool) Total</b>	<b>MF</b>	<b>10606</b>	<b>294</b>	<b>289</b>	<b>85</b>	<b>619</b>	<b>597</b>	<b>166</b>	<b>955</b>	<b>11680</b>	<b>1931</b>	<b>13611</b>
	<b>M</b>	<b>5404</b>	<b>155</b>	<b>140</b>	<b>51</b>	<b>305</b>	<b>284</b>	<b>105</b>	<b>491</b>	<b>5954</b>	<b>981</b>	<b>6935</b>
	<b>F</b>	<b>5202</b>	<b>139</b>	<b>149</b>	<b>34</b>	<b>314</b>	<b>313</b>	<b>61</b>	<b>464</b>	<b>5726</b>	<b>950</b>	<b>6676</b>
Preschool	<b>MF</b>	<b>2706</b>	<b>68</b>	<b>107</b>	<b>32</b>	<b>14</b>	<b>4</b>	<b>60</b>	<b>44</b>	<b>2887</b>	<b>148</b>	<b>3035</b>
	<b>M</b>	1398	35	57	20	7	3	27	26	1489	84	1573
	<b>F</b>	1308	33	50	12	7	1	33	18	1398	64	1462
Kindergarten 1	<b>MF</b>	<b>2370</b>	<b>59</b>	<b>41</b>	<b>14</b>	<b>204</b>	<b>168</b>	<b>64</b>	<b>224</b>	<b>2679</b>	<b>465</b>	<b>3144</b>
	<b>M</b>	1180	27	16	7	104	80	53	110	1353	224	1577
	<b>F</b>	1190	32	25	7	100	88	11	114	1326	241	1567
Kindergarten 2	<b>MF</b>	<b>3159</b>	<b>96</b>	<b>76</b>	<b>15</b>	<b>212</b>	<b>210</b>	<b>25</b>	<b>383</b>	<b>3472</b>	<b>704</b>	<b>4176</b>
	<b>M</b>	1607	52	37	9	100	101	14	195	1758	357	2115
	<b>F</b>	1552	44	39	6	112	109	11	188	1714	347	2061
Kindergarten 3	<b>MF</b>	<b>2371</b>	<b>71</b>	<b>65</b>	<b>24</b>	<b>189</b>	<b>215</b>	<b>17</b>	<b>304</b>	<b>2642</b>	<b>614</b>	<b>3256</b>
	<b>M</b>	1219	41	30	15	94	100	11	160	1354	316	1670
	<b>F</b>	1152	30	35	9	95	115	6	144	1288	298	1586
<b>Primary Total</b>	<b>MF</b>	<b>32287</b>	<b>897</b>	<b>1222</b>	<b>284</b>	<b>1520</b>	<b>1410</b>	<b>540</b>	<b>2311</b>	<b>35569</b>	<b>4902</b>	<b>40471</b>
	<b>M</b>	<b>16721</b>	<b>464</b>	<b>626</b>	<b>153</b>	<b>780</b>	<b>683</b>	<b>282</b>	<b>1158</b>	<b>18409</b>	<b>2458</b>	<b>20867</b>
	<b>F</b>	<b>15566</b>	<b>433</b>	<b>596</b>	<b>131</b>	<b>740</b>	<b>727</b>	<b>258</b>	<b>1153</b>	<b>17160</b>	<b>2444</b>	<b>19604</b>
Year 1	<b>MF</b>	<b>5202</b>	<b>182</b>	<b>194</b>	<b>44</b>	<b>245</b>	<b>233</b>	<b>102</b>	<b>432</b>	<b>5743</b>	<b>891</b>	<b>6634</b>
	<b>M</b>	2694	102	102	25	125	117	54	228	2975	472	3447
	<b>F</b>	2508	80	92	19	120	116	48	204	2768	419	3187
Year 2	<b>MF</b>	<b>5269</b>	<b>182</b>	<b>177</b>	<b>57</b>	<b>264</b>	<b>201</b>	<b>70</b>	<b>412</b>	<b>5780</b>	<b>852</b>	<b>6632</b>
	<b>M</b>	2759	101	94	31	136	105	37	215	3026	452	3478
	<b>F</b>	2510	81	83	26	128	96	33	197	2754	400	3154
Year 3	<b>MF</b>	<b>4972</b>	<b>148</b>	<b>233</b>	<b>43</b>	<b>237</b>	<b>218</b>	<b>94</b>	<b>399</b>	<b>5536</b>	<b>808</b>	<b>6344</b>
	<b>M</b>	2553	69	109	27	120	98	41	204	2823	398	3221
	<b>F</b>	2419	79	124	16	117	120	53	195	2713	410	3123
Year 4	<b>MF</b>	<b>5439</b>	<b>139</b>	<b>194</b>	<b>44</b>	<b>265</b>	<b>244</b>	<b>75</b>	<b>379</b>	<b>5973</b>	<b>806</b>	<b>6779</b>
	<b>M</b>	2837	63	93	23	139	112	42	165	3111	363	3474
	<b>F</b>	2602	76	101	21	126	132	33	214	2862	443	3305
Year 5	<b>MF</b>	<b>5748</b>	<b>119</b>	<b>201</b>	<b>43</b>	<b>264</b>	<b>269</b>	<b>129</b>	<b>303</b>	<b>6342</b>	<b>734</b>	<b>7076</b>
	<b>M</b>	2960	64	110	19	136	130	70	149	3276	362	3638
	<b>F</b>	2788	55	91	24	128	139	59	154	3066	372	3438
Year 6	<b>MF</b>	<b>5657</b>	<b>127</b>	<b>223</b>	<b>53</b>	<b>245</b>	<b>245</b>	<b>70</b>	<b>386</b>	<b>6195</b>	<b>811</b>	<b>7006</b>
	<b>M</b>	2918	65	118	28	124	121	38	197	3198	411	3609
	<b>F</b>	2739	62	105	25	121	124	32	189	2997	400	3397

## 1.9

## Enrolment by Race and Education Level, 2016

## 1.9b Secondary and Sixth Form (Pre-University)

Education Level	Gender	Race										
		Malay		Other Indigenous		Chinese		Others		Total		
		C	NC	C	NC	C	NC	C	NC	C	NC	CNC
<b>Secondary and Sixth Form (Pre-University) Total</b>	<b>MF</b>	<b>32902</b>	<b>617</b>	<b>1462</b>	<b>226</b>	<b>1788</b>	<b>1723</b>	<b>336</b>	<b>1677</b>	<b>36488</b>	<b>4243</b>	<b>40731</b>
	<b>M</b>	<b>16778</b>	<b>331</b>	<b>711</b>	<b>124</b>	<b>909</b>	<b>887</b>	<b>170</b>	<b>840</b>	<b>18568</b>	<b>2182</b>	<b>20750</b>
	<b>F</b>	<b>16124</b>	<b>286</b>	<b>751</b>	<b>102</b>	<b>879</b>	<b>836</b>	<b>166</b>	<b>837</b>	<b>17920</b>	<b>2061</b>	<b>19981</b>
<b>Secondary Total</b>	<b>MF</b>	<b>29230</b>	<b>558</b>	<b>1307</b>	<b>215</b>	<b>1382</b>	<b>1472</b>	<b>286</b>	<b>1472</b>	<b>32205</b>	<b>3717</b>	<b>35922</b>
	<b>M</b>	<b>15281</b>	<b>307</b>	<b>637</b>	<b>122</b>	<b>717</b>	<b>768</b>	<b>151</b>	<b>719</b>	<b>16786</b>	<b>1916</b>	<b>18702</b>
	<b>F</b>	<b>13949</b>	<b>251</b>	<b>670</b>	<b>93</b>	<b>665</b>	<b>704</b>	<b>135</b>	<b>753</b>	<b>15419</b>	<b>1801</b>	<b>17220</b>
Year 7	<b>MF</b>	<b>5739</b>	<b>117</b>	<b>237</b>	<b>47</b>	<b>250</b>	<b>264</b>	<b>55</b>	<b>360</b>	<b>6281</b>	<b>788</b>	<b>7069</b>
	<b>M</b>	2979	62	114	26	123	128	25	182	3241	398	3639
	<b>F</b>	2760	55	123	21	127	136	30	178	3040	390	3430
Year 8	<b>MF</b>	<b>5584</b>	<b>121</b>	<b>314</b>	<b>42</b>	<b>253</b>	<b>312</b>	<b>60</b>	<b>335</b>	<b>6211</b>	<b>810</b>	<b>7021</b>
	<b>M</b>	2900	81	144	26	122	164	38	161	3204	432	3636
	<b>F</b>	2684	40	170	16	131	148	22	174	3007	378	3385
Year 9	<b>MF</b>	<b>6000</b>	<b>122</b>	<b>255</b>	<b>53</b>	<b>288</b>	<b>309</b>	<b>70</b>	<b>267</b>	<b>6613</b>	<b>751</b>	<b>7364</b>
	<b>M</b>	3137	57	124	33	150	175	35	119	3446	384	3830
	<b>F</b>	2863	65	131	20	138	134	35	148	3167	367	3534
Year 10	<b>MF</b>	<b>5939</b>	<b>86</b>	<b>230</b>	<b>32</b>	<b>320</b>	<b>304</b>	<b>52</b>	<b>286</b>	<b>6541</b>	<b>708</b>	<b>7249</b>
	<b>M</b>	3103	48	135	15	180	148	27	133	3445	344	3789
	<b>F</b>	2836	38	95	17	140	156	25	153	3096	364	3460
Year 11	<b>MF</b>	<b>5968</b>	<b>112</b>	<b>271</b>	<b>41</b>	<b>271</b>	<b>283</b>	<b>49</b>	<b>224</b>	<b>6559</b>	<b>660</b>	<b>7219</b>
	<b>M</b>	3162	59	120	22	142	153	26	124	3450	358	3808
	<b>F</b>	2806	53	151	19	129	130	23	100	3109	302	3411
<b>Sixth Form (Pre-University) Total</b>	<b>MF</b>	<b>3672</b>	<b>59</b>	<b>155</b>	<b>11</b>	<b>406</b>	<b>251</b>	<b>50</b>	<b>205</b>	<b>4283</b>	<b>526</b>	<b>4809</b>
	<b>M</b>	1497	24	74	2	192	119	19	121	1782	266	2048
	<b>F</b>	2175	35	81	9	214	132	31	84	2501	260	2761
Lower Sixth Form	<b>MF</b>	<b>1959</b>	<b>35</b>	<b>86</b>	<b>5</b>	<b>220</b>	<b>136</b>	<b>30</b>	<b>111</b>	<b>2295</b>	<b>287</b>	<b>2582</b>
	<b>M</b>	801	11	37	1	95	63	12	60	945	135	1080
	<b>F</b>	1158	24	49	4	125	73	18	51	1350	152	1502
Upper Sixth Form	<b>MF</b>	<b>1713</b>	<b>24</b>	<b>69</b>	<b>6</b>	<b>186</b>	<b>115</b>	<b>20</b>	<b>94</b>	<b>1988</b>	<b>239</b>	<b>2227</b>
	<b>M</b>	696	13	37	1	97	56	7	61	837	131	968
	<b>F</b>	1017	11	32	5	89	59	13	33	1151	108	1259

## 1.9

## Enrolment by Race and Education Level, 2016

## 1.9c Vocational Technical and Higher Education

Education Level	Gender	Race											
		Malay		Other Indigenous		Chinese		Others		Unknown	Total		
		C	NC	C	NC	C	NC	C	NC		C	NC	CNC
<b>Vocational Technical and Higher Education Total</b>	MF	15119	108	268	8	639	329	142	272	0	16168	717	16885
	M	6686	49	125	2	308	113	68	147	0	7187	311	7498
	F	8433	59	143	6	331	216	74	125	0	8981	406	9387
<b>Vocational Technical Total</b>	MF	4322	20	181	4	155	77	74	25	0	4732	126	4858
	M	2368	13	92	2	92	27	43	8	0	2595	50	2645
	F	1954	7	89	2	63	50	31	17	0	2137	76	2213
Year 1	MF	2657	18	114	3	87	38	43	17	0	2901	76	2977
	M	1484	11	56	1	47	19	28	6	0	1615	37	1652
	F	1173	7	58	2	40	19	15	11	0	1286	39	1325
Year 2	MF	1566	2	62	1	58	32	29	6	0	1715	41	1756
	M	825	2	33	1	39	5	13	2	0	910	10	920
	F	741	0	29	0	19	27	16	4	0	805	31	836
Year 3	MF	99	0	5	0	10	7	2	2	0	116	9	125
	M	59	0	3	0	6	3	2	0	0	70	3	73
	F	40	0	2	0	4	4	0	2	0	46	6	52
<b>Higher Education Total</b>	MF	10797	88	87	4	484	252	68	247	0	11436	591	12027
	M	4318	36	33	0	216	86	25	139	0	4592	261	4853
	F	6479	52	54	4	268	166	43	108	0	6844	330	7174
Year 1	MF	3808	42	11	0	150	60	40	65	0	4009	167	4176
	M	1617	17	4	0	68	17	14	32	0	1703	66	1769
	F	2191	25	7	0	82	43	26	33	0	2306	101	2407
Year 2	MF	3130	15	37	2	142	72	17	90	0	3326	179	3505
	M	1248	7	12	0	63	26	8	50	0	1331	83	1414
	F	1882	8	25	2	79	46	9	40	0	1995	96	2091
Year 3	MF	2524	15	27	2	128	69	8	52	0	2687	138	2825
	M	977	5	10	0	54	20	2	35	0	1043	60	1103
	F	1547	10	17	2	74	49	6	17	0	1644	78	1722
Year 4	MF	1260	16	9	0	63	49	3	38	0	1335	103	1438
	M	447	7	6	0	30	22	1	20	0	484	49	533
	F	813	9	3	0	33	27	2	18	0	851	54	905
Year 5	MF	70	0	3	0	1	2	0	2	0	74	4	78
	M	27	0	1	0	1	1	0	2	0	29	3	32
	F	43	0	2	0	0	1	0	0	0	45	1	46
Year 6	MF	5	0	0	0	0	0	0	0	0	5	0	5
	M	2	0	0	0	0	0	0	0	0	2	0	2
	F	3	0	0	0	0	0	0	0	0	3	0	3

## 1.10

## Vocational Technical Institutions Enrolment by Sector or Ministry, 2016

Education Level	HND, AD, Diploma Level 5 or Equivalent			HNC			BDTVEC ND, Diploma, HNTec, BTEC Level 3 Diploma or			NTec, Skill Certificates or Equivalent			City & Guilds			ISQ			COP			Bridging Programme to Diploma			Others			Total					
	MF	M	F	MF	M	F	MF	M	F	MF	M	F	MF	M	F	MF	M	F	MF	M	F	MF	M	F	MF	M	F	MF	M	F			
<b>Total</b>	<b>166</b>	<b>94</b>	<b>72</b>	<b>134</b>	<b>60</b>	<b>74</b>	<b>2748</b>	<b>1440</b>	<b>1308</b>	<b>1150</b>	<b>614</b>	<b>536</b>	<b>181</b>	<b>87</b>	<b>94</b>	<b>355</b>	<b>290</b>	<b>65</b>	<b>17</b>	<b>17</b>	<b>0</b>	<b>43</b>	<b>27</b>	<b>16</b>	<b>64</b>	<b>16</b>	<b>48</b>	<b>4858</b>	<b>2645</b>	<b>2213</b>			
<b>MoE</b>	<b>89</b>	<b>73</b>	<b>16</b>	<b>0</b>	<b>0</b>	<b>0</b>	<b>2124</b>	<b>1147</b>	<b>977</b>	<b>867</b>	<b>478</b>	<b>389</b>	<b>0</b>	<b>0</b>	<b>0</b>	<b>355</b>	<b>290</b>	<b>65</b>	<b>17</b>	<b>17</b>	<b>0</b>	<b>0</b>	<b>0</b>	<b>0</b>	<b>0</b>	<b>0</b>	<b>0</b>	<b>0</b>	<b>0</b>	<b>0</b>	<b>3452</b>	<b>2005</b>	<b>1447</b>
IBTE Kampus Sultan Saiful Rijal	0	0	0	0	0	0	564	315	249	202	84	118	0	0	0	0	0	0	0	0	0	0	0	0	0	0	0	0	766	399	367		
IBTE Kampus Jefri Bolkiah	89	73	16	0	0	0	286	192	94	0	0	0	0	0	0	0	0	0	17	17	0	0	0	0	0	0	0	0	392	282	110		
IBTE Kampus Mekanikal	0	0	0	0	0	0	172	136	36	188	152	36	0	0	0	355	290	65	0	0	0	0	0	0	0	0	0	0	715	578	137		
IBTE Kampus Bisnes	0	0	0	0	0	0	400	124	276	131	40	91	0	0	0	0	0	0	0	0	0	0	0	0	0	0	0	531	164	367			
IBTE Kampus Nakhoda Ragam	0	0	0	0	0	0	286	181	105	94	61	33	0	0	0	0	0	0	0	0	0	0	0	0	0	0	0	380	242	138			
IBTE Kampus Sultan Bolkiah	0	0	0	0	0	0	226	117	109	169	96	73	0	0	0	0	0	0	0	0	0	0	0	0	0	0	0	395	213	182			
IBTE Kampus Agro-Teknologi	0	0	0	0	0	0	190	82	108	83	45	38	0	0	0	0	0	0	0	0	0	0	0	0	0	0	0	273	127	146			
<b>MoCYS</b>	<b>0</b>	<b>0</b>	<b>0</b>	<b>0</b>	<b>0</b>	<b>0</b>	<b>0</b>	<b>0</b>	<b>0</b>	<b>0</b>	<b>0</b>	<b>0</b>	<b>181</b>	<b>87</b>	<b>94</b>	<b>0</b>	<b>0</b>	<b>0</b>	<b>0</b>	<b>0</b>	<b>0</b>	<b>0</b>	<b>0</b>	<b>0</b>	<b>0</b>	<b>0</b>	<b>27</b>	<b>7</b>	<b>20</b>	<b>208</b>	<b>94</b>	<b>114</b>	
Pusat Pembangunan Belia	0	0	0	0	0	0	0	0	0	0	0	0	181	87	94	0	0	0	0	0	0	0	0	0	0	0	0	27	7	20	208	94	114
<b>PMO</b>	<b>0</b>	<b>0</b>	<b>0</b>	<b>0</b>	<b>0</b>	<b>0</b>	<b>0</b>	<b>0</b>	<b>0</b>	<b>47</b>	<b>19</b>	<b>28</b>	<b>0</b>	<b>0</b>	<b>0</b>	<b>0</b>	<b>0</b>	<b>0</b>	<b>0</b>	<b>0</b>	<b>0</b>	<b>0</b>	<b>0</b>	<b>0</b>	<b>0</b>	<b>0</b>	<b>0</b>	<b>0</b>	<b>47</b>	<b>19</b>	<b>28</b>		
Pusat Latihan Kesenian dan Pertukangan Tangan Brunei	0	0	0	0	0	0	0	0	0	47	19	28	0	0	0	0	0	0	0	0	0	0	0	0	0	0	0	0	47	19	28		
<b>PRIVATE (BPS)</b>	<b>77</b>	<b>21</b>	<b>56</b>	<b>134</b>	<b>60</b>	<b>74</b>	<b>624</b>	<b>293</b>	<b>331</b>	<b>236</b>	<b>117</b>	<b>119</b>	<b>0</b>	<b>0</b>	<b>0</b>	<b>0</b>	<b>0</b>	<b>0</b>	<b>0</b>	<b>0</b>	<b>0</b>	<b>43</b>	<b>27</b>	<b>16</b>	<b>37</b>	<b>9</b>	<b>28</b>	<b>1151</b>	<b>527</b>	<b>624</b>			
Cosmopolitan College Commerce & Technology	68	19	49	0	0	0	333	158	175	18	6	12	0	0	0	0	0	0	0	0	0	43	27	16	0	0	0	462	210	252			
Micronet International College School	9	2	7	25	16	9	199	97	102	104	57	47	0	0	0	0	0	0	0	0	0	0	0	0	0	0	0	337	172	165			
KEMUDA Institute	0	0	0	13	7	6	92	38	54	114	54	60	0	0	0	0	0	0	0	0	0	0	0	0	0	0	0	219	99	120			
BICPA-FTMS Accountancy Academy	0	0	0	96	37	59	0	0	0	0	0	0	0	0	0	0	0	0	0	0	0	0	0	0	37	9	28	133	46	87			



## 1.11

## Vocational Technical Institutions Graduates by Sector or Ministry, 2016

Sector / Ministry and Institution	HND, AD, Diploma Level 5 or Equivalent			HNC			BDTVEC ND, Diploma, HNTec, BTEC Level 3 Diploma or Equivalent			NTec, Skill Certificates or Equivalent			City & Guilds			ISQ			COP			Bridging Programmes to Diploma			Others			Total			
	MF	M	F	MF	M	F	MF	M	F	MF	M	F	MF	M	F	MF	M	F	MF	M	F	MF	M	F	MF	M	F	MF	M	F	
<b>Total</b>	<b>65</b>	<b>43</b>	<b>22</b>	<b>0</b>	<b>0</b>	<b>0</b>	<b>1480</b>	<b>743</b>	<b>737</b>	<b>1362</b>	<b>764</b>	<b>598</b>	<b>0</b>	<b>0</b>	<b>0</b>	<b>297</b>	<b>260</b>	<b>37</b>	<b>0</b>	<b>0</b>	<b>0</b>	<b>0</b>	<b>0</b>	<b>0</b>	<b>0</b>	<b>0</b>	<b>0</b>	<b>0</b>	<b>3204</b>	<b>1810</b>	<b>1394</b>
<b>MoE</b>	<b>0</b>	<b>0</b>	<b>0</b>	<b>0</b>	<b>0</b>	<b>0</b>	<b>1190</b>	<b>612</b>	<b>578</b>	<b>687</b>	<b>429</b>	<b>258</b>	<b>0</b>	<b>0</b>	<b>0</b>	<b>297</b>	<b>260</b>	<b>37</b>	<b>0</b>	<b>0</b>	<b>0</b>	<b>0</b>	<b>0</b>	<b>0</b>	<b>0</b>	<b>0</b>	<b>0</b>	<b>2174</b>	<b>1301</b>	<b>873</b>	
IBTE Kampus Sultan Saiful Rijal	0	0	0	0	0	0	235	123	112	97	46	51	0	0	0	0	0	0	0	0	0	0	0	0	0	0	0	332	169	163	
IBTE Kampus Jefri Bolkihah	0	0	0	0	0	0	171	88	83	39	35	4	0	0	0	0	0	0	0	0	0	0	0	0	0	0	0	210	123	87	
IBTE Kampus Mekanikal	0	0	0	0	0	0	140	114	26	96	84	12	0	0	0	297	260	37	0	0	0	0	0	0	0	0	0	533	458	75	
IBTE Kampus Bisnes	0	0	0	0	0	0	324	122	202	0	0	0	0	0	0	0	0	0	0	0	0	0	0	0	0	0	0	324	122	202	
IBTE Kampus Nakhoda Ragam	0	0	0	0	0	0	124	76	48	169	99	70	0	0	0	0	0	0	0	0	0	0	0	0	0	0	0	293	175	118	
IBTE Kampus Sultan Bolkihah	0	0	0	0	0	0	86	41	45	217	126	91	0	0	0	0	0	0	0	0	0	0	0	0	0	0	0	303	167	136	
IBTE Kampus Agro-Teknologi	0	0	0	0	0	0	110	48	62	69	39	30	0	0	0	0	0	0	0	0	0	0	0	0	0	0	0	179	87	92	
<b>MoCYS</b>	<b>0</b>	<b>0</b>	<b>0</b>	<b>0</b>	<b>0</b>	<b>0</b>	<b>0</b>	<b>0</b>	<b>0</b>	<b>208</b>	<b>94</b>	<b>114</b>	<b>0</b>	<b>0</b>	<b>0</b>	<b>0</b>	<b>0</b>	<b>0</b>	<b>0</b>	<b>0</b>	<b>0</b>	<b>0</b>	<b>0</b>	<b>0</b>	<b>0</b>	<b>0</b>	<b>0</b>	<b>208</b>	<b>94</b>	<b>114</b>	
Pusat Pembangunan Belia	0	0	0	0	0	0	0	0	0	208	94	114	0	0	0	0	0	0	0	0	0	0	0	0	0	0	0	208	94	114	
<b>PMO</b>	<b>0</b>	<b>0</b>	<b>0</b>	<b>0</b>	<b>0</b>	<b>0</b>	<b>0</b>	<b>0</b>	<b>0</b>	<b>0</b>	<b>0</b>	<b>0</b>	<b>0</b>	<b>0</b>	<b>0</b>	<b>0</b>	<b>0</b>	<b>0</b>	<b>0</b>	<b>0</b>	<b>0</b>	<b>0</b>	<b>0</b>	<b>0</b>	<b>0</b>	<b>0</b>	<b>0</b>	<b>0</b>	<b>0</b>	<b>0</b>	
Pusat Latihan Kesenian dan Pertukangan Tangan Brunei	0	0	0	0	0	0	0	0	0	0	0	0	0	0	0	0	0	0	0	0	0	0	0	0	0	0	0	0	0	0	
<b>Private (BPS)</b>	<b>65</b>	<b>43</b>	<b>22</b>	<b>0</b>	<b>0</b>	<b>0</b>	<b>290</b>	<b>131</b>	<b>159</b>	<b>467</b>	<b>241</b>	<b>226</b>	<b>0</b>	<b>0</b>	<b>0</b>	<b>0</b>	<b>0</b>	<b>0</b>	<b>0</b>	<b>0</b>	<b>0</b>	<b>0</b>	<b>0</b>	<b>0</b>	<b>0</b>	<b>0</b>	<b>822</b>	<b>415</b>	<b>407</b>		
Cosmopolitan College Commerce & Technology	34	27	7	0	0	0	144	71	73	296	160	136	0	0	0	0	0	0	0	0	0	0	0	0	0	0	0	474	258	216	
Micronet International College School	31	16	15	0	0	0	137	56	81	96	49	47	0	0	0	0	0	0	0	0	0	0	0	0	0	0	0	264	121	143	
KEMUDA Institute	0	0	0	0	0	0	9	4	5	75	32	43	0	0	0	0	0	0	0	0	0	0	0	0	0	0	0	84	36	48	
BICPA-FTMS Accountancy Academy	M	M	M	M	M	M	M	M	M	M	M	M	M	M	M	M	M	M	M	M	M	M	M	M	M	M	M	M	M	M	

**Note:**

M - Data not available

Skill Certificates include SC1, SC2, SC3.

Certificates include institution specific certificates and bridging courses equivalent to 'A' Level.

## 1.12

## Higher Education Institutions Enrolment by Field of Education, 2016

Field of Education	Doctor of Philosophy			Master's Degree			Postgraduate Diploma / Certificate			Bachelor's Degree			Higher National Diploma, Advanced Diploma			Higher National Certificate			ND, Diploma, HNTec			Skill Certificates			Certificates			Total			
	MF	M	F	MF	M	F	MF	M	F	MF	M	F	MF	M	F	MF	M	F	MF	M	F	MF	M	F	MF	M	F	MF	M	F	
<b>Total</b>	<b>182</b>	<b>81</b>	<b>101</b>	<b>754</b>	<b>193</b>	<b>561</b>	<b>38</b>	<b>10</b>	<b>28</b>	<b>7054</b>	<b>2637</b>	<b>4417</b>	<b>2816</b>	<b>1377</b>	<b>1439</b>	<b>240</b>	<b>70</b>	<b>170</b>	<b>767</b>	<b>387</b>	<b>380</b>	<b>107</b>	<b>66</b>	<b>41</b>	<b>69</b>	<b>32</b>	<b>37</b>	<b>12027</b>	<b>4853</b>	<b>7174</b>	
<b>Education</b>	<b>47</b>	<b>16</b>	<b>31</b>	<b>239</b>	<b>50</b>	<b>189</b>	<b>38</b>	<b>10</b>	<b>28</b>	<b>403</b>	<b>141</b>	<b>262</b>	<b>324</b>	<b>117</b>	<b>207</b>	<b>0</b>	<b>0</b>	<b>0</b>	<b>0</b>	<b>0</b>	<b>0</b>	<b>0</b>	<b>0</b>	<b>0</b>	<b>0</b>	<b>0</b>	<b>0</b>	<b>0</b>	<b>1051</b>	<b>334</b>	<b>717</b>
Teacher Training	47	16	31	239	50	189	38	10	28	403	141	262	324	117	207	0	0	0	0	0	0	0	0	0	0	0	0	0	1051	334	717
Education Science	0	0	0	0	0	0	0	0	0	0	0	0	0	0	0	0	0	0	0	0	0	0	0	0	0	0	0	0	0	0	
<b>Arts and Humanities</b>	<b>63</b>	<b>31</b>	<b>32</b>	<b>154</b>	<b>55</b>	<b>99</b>	<b>0</b>	<b>0</b>	<b>0</b>	<b>2059</b>	<b>705</b>	<b>1354</b>	<b>10</b>	<b>7</b>	<b>3</b>	<b>0</b>	<b>0</b>	<b>0</b>	<b>100</b>	<b>54</b>	<b>46</b>	<b>0</b>	<b>0</b>	<b>0</b>	<b>55</b>	<b>22</b>	<b>33</b>	<b>2441</b>	<b>874</b>	<b>1567</b>	
Arts	5	1	4	14	3	11	0	0	0	1703	560	1143	0	0	0	0	0	0	100	54	46	0	0	0	43	19	24	1865	637	1228	
Humanities	58	30	28	140	52	88	0	0	0	356	145	211	10	7	3	0	0	0	0	0	0	0	0	0	12	3	9	576	237	339	
<b>Social and Behavioural Sciences</b>	<b>5</b>	<b>2</b>	<b>3</b>	<b>10</b>	<b>2</b>	<b>8</b>	<b>0</b>	<b>0</b>	<b>0</b>	<b>0</b>	<b>0</b>	<b>0</b>	<b>0</b>	<b>0</b>	<b>0</b>	<b>0</b>	<b>0</b>	<b>0</b>	<b>0</b>	<b>0</b>	<b>0</b>	<b>0</b>	<b>0</b>	<b>0</b>	<b>0</b>	<b>0</b>	<b>0</b>	<b>15</b>	<b>4</b>	<b>11</b>	
Social and Behavioural Sciences	5	2	3	10	2	8	0	0	0	x <sup>(i)</sup>	x <sup>(i)</sup>	x <sup>(i)</sup>	0	0	0	0	0	0	0	0	0	0	0	0	0	0	0	0	15	4	11
<b>Business, Administration and Law</b>	<b>8</b>	<b>5</b>	<b>3</b>	<b>247</b>	<b>60</b>	<b>187</b>	<b>0</b>	<b>0</b>	<b>0</b>	<b>1869</b>	<b>614</b>	<b>1255</b>	<b>539</b>	<b>211</b>	<b>328</b>	<b>0</b>	<b>0</b>	<b>0</b>	<b>177</b>	<b>90</b>	<b>87</b>	<b>107</b>	<b>66</b>	<b>41</b>	<b>14</b>	<b>10</b>	<b>4</b>	<b>2961</b>	<b>1056</b>	<b>1905</b>	
Business and Administration	8	5	3	241	58	183	0	0	0	1665	571	1094	526	210	316	0	0	0	169	89	80	107	66	41	0	0	0	2716	999	1717	
Law	0	0	0	6	2	4	0	0	0	204	43	161	13	1	12	0	0	0	8	1	7	0	0	0	14	10	4	245	57	188	
<b>Sciences</b>	<b>23</b>	<b>9</b>	<b>14</b>	<b>49</b>	<b>12</b>	<b>37</b>	<b>0</b>	<b>0</b>	<b>0</b>	<b>1264</b>	<b>445</b>	<b>819</b>	<b>0</b>	<b>0</b>	<b>0</b>	<b>0</b>	<b>0</b>	<b>0</b>	<b>0</b>	<b>0</b>	<b>0</b>	<b>0</b>	<b>0</b>	<b>0</b>	<b>0</b>	<b>0</b>	<b>0</b>	<b>1336</b>	<b>466</b>	<b>870</b>	
Life Sciences	10	3	7	13	3	10	0	0	0	1264	445	819	0	0	0	0	0	0	0	0	0	0	0	0	0	0	0	0	1287	451	836
Physical Sciences	12	5	7	29	7	22	0	0	0	x <sup>(ii)</sup>	x <sup>(ii)</sup>	x <sup>(ii)</sup>	0	0	0	0	0	0	0	0	0	0	0	0	0	0	0	41	12	29	
Mathematics and Statistics	1	1	0	7	2	5	0	0	0	x <sup>(ii)</sup>	x <sup>(ii)</sup>	x <sup>(ii)</sup>	0	0	0	0	0	0	0	0	0	0	0	0	0	0	0	8	3	5	
<b>Information and Communication Technologies</b>	<b>6</b>	<b>5</b>	<b>1</b>	<b>4</b>	<b>0</b>	<b>4</b>	<b>0</b>	<b>0</b>	<b>0</b>	<b>479</b>	<b>279</b>	<b>200</b>	<b>572</b>	<b>361</b>	<b>211</b>	<b>4</b>	<b>3</b>	<b>1</b>	<b>136</b>	<b>89</b>	<b>47</b>	<b>0</b>	<b>0</b>	<b>0</b>	<b>0</b>	<b>0</b>	<b>0</b>	<b>1201</b>	<b>737</b>	<b>464</b>	
Computing	6	5	1	4	0	4	0	0	0	382	217	165	200	132	68	4	3	1	0	0	0	0	0	0	0	0	0	596	357	239	
Information and Communication Technologies	0	0	0	0	0	0	0	0	0	97	62	35	372	229	143	0	0	0	136	89	47	0	0	0	0	0	0	605	380	225	

Note:

x<sup>(i)</sup> included under the total number Bachelor's Degree of Humanitiesx<sup>(ii)</sup> included under the total number Bachelor's Degree of Life Science

## 1.12

## Higher Education Institutions Enrolment by Field of Education, 2016

Field of Education	Doctor of Philosophy			Master's Degree			Postgraduate Diploma / Certificate			Bachelor's Degree			Higher National Diploma, Advanced Diploma			Higher National Certificate			ND, Diploma, HNTec			Skill Certificates			Certificates			Total		
	MF	M	F	MF	M	F	MF	M	F	MF	M	F	MF	M	F	MF	M	F	MF	M	F	MF	M	F	MF	M	F	MF	M	F
<b>Engineering, Manufacturing and Construction</b>	19	10	9	9	7	2	0	0	0	706	382	324	1032	541	491	0	0	0	0	0	0	0	0	0	0	0	0	1766	940	826
Engineering and Engineering Trades	19	10	9	9	7	2	0	0	0	598	337	261	446	261	185	0	0	0	0	0	0	0	0	0	0	0	0	1072	615	457
Civil Engineering	0	0	0	0	0	0	0	0	0	108	45	63	219	114	105	0	0	0	0	0	0	0	0	0	0	0	0	327	159	168
Electrical and Communication Engineering	0	0	0	0	0	0	0	0	0	0	0	0	158	89	69	0	0	0	0	0	0	0	0	0	0	0	0	158	89	69
Science and Engineering	0	0	0	0	0	0	0	0	0	0	0	0	209	77	132	0	0	0	0	0	0	0	0	0	0	0	0	209	77	132
<b>Health and Welfare</b>	11	3	8	42	7	35	0	0	0	274	71	203	78	19	59	236	67	169	0	0	0	0	0	0	0	0	0	641	167	474
Health	11	3	8	23	5	18	0	0	0	274	71	203	78	19	59	236	67	169	0	0	0	0	0	0	0	0	0	622	165	457
Social Care	0	0	0	19	2	17	0	0	0	0	0	0	0	0	0	0	0	0	0	0	0	0	0	0	0	0	0	19	2	17
<b>Services</b>	0	0	0	0	0	0	0	0	0	0	0	0	43	6	37	0	0	0	17	6	11	0	0	0	0	0	0	60	12	48
Hospitality	0	0	0	0	0	0	0	0	0	0	0	0	43	6	37	0	0	0	17	6	11	0	0	0	0	0	0	60	12	48
<b>Bridging and Foundation Programmes</b>	0	0	0	0	0	0	0	0	0	0	0	0	218	115	103	0	0	0	337	148	189	0	0	0	0	0	0	555	263	292
BA Common Year 1	0	0	0	0	0	0	0	0	0	0	0	0	0	0	0	0	0	0	0	0	0	0	0	0	0	0	0	0	0	0
University Bridging	0	0	0	0	0	0	0	0	0	0	0	0	0	0	0	0	0	0	226	92	134	0	0	0	0	0	0	226	92	134
Foundation Degree in Process Engineering	0	0	0	0	0	0	0	0	0	0	0	0	99	37	62	0	0	0	15	9	6	0	0	0	0	0	0	114	46	68
Foundation Degree in Mechanical Engineering	0	0	0	0	0	0	0	0	0	0	0	0	94	60	34	0	0	0	0	0	0	0	0	0	0	0	0	94	60	34
Foundation in Business	0	0	0	0	0	0	0	0	0	0	0	0	8	3	5	0	0	0	0	0	0	0	0	0	0	0	0	8	3	5
Foundation in Information Technology	0	0	0	0	0	0	0	0	0	0	0	0	17	15	2	0	0	0	0	0	0	0	0	0	0	0	0	17	15	2
University Foundation Course	0	0	0	0	0	0	0	0	0	0	0	0	0	0	0	0	0	0	96	47	49	0	0	0	0	0	0	96	47	49

Note:

HNC includes Diploma Level 4, Certificate

Computing includes ICT

## 1.13

## Higher Education Institutions Graduates\* by Field of Education, 2016

Field of Education	Doctor of Philosophy			Master's Degree			Postgraduate Diploma / Certificate			Bachelor's Degree			Higher National Diploma, Advanced Diploma			Higher National Certificate			ND, Diploma, HNTec			SCs			Certificates			Total		
	MF	M	F	MF	M	F	MF	M	F	MF	M	F	MF	M	F	MF	M	F	MF	M	F	MF	M	F	MF	M	F	MF	M	F
<b>Total</b>	<b>30</b>	<b>18</b>	<b>12</b>	<b>530</b>	<b>137</b>	<b>393</b>	<b>31</b>	<b>6</b>	<b>25</b>	<b>1537</b>	<b>537</b>	<b>1000</b>	<b>1129</b>	<b>492</b>	<b>637</b>	<b>0</b>	<b>0</b>	<b>0</b>	<b>467</b>	<b>195</b>	<b>272</b>	<b>277</b>	<b>157</b>	<b>120</b>	<b>34</b>	<b>18</b>	<b>16</b>	<b>4035</b>	<b>1560</b>	<b>2475</b>
<b>Education</b>	<b>2</b>	<b>0</b>	<b>2</b>	<b>256</b>	<b>56</b>	<b>200</b>	<b>19</b>	<b>2</b>	<b>17</b>	<b>114</b>	<b>41</b>	<b>73</b>	<b>112</b>	<b>43</b>	<b>69</b>	<b>0</b>	<b>0</b>	<b>0</b>	<b>0</b>	<b>0</b>	<b>0</b>	<b>0</b>	<b>0</b>	<b>0</b>	<b>0</b>	<b>0</b>	<b>0</b>	<b>503</b>	<b>142</b>	<b>361</b>
Teacher Training	2	0	2	256	56	200	19	2	17	114	41	73	112	43	69	0	0	0	0	0	0	0	0	0	0	0	0	503	142	361
Education Science	0	0	0	0	0	0	0	0	0	0	0	0	0	0	0	0	0	0	0	0	0	0	0	0	0	0	0	0	0	0
<b>Arts and Humanities</b>	<b>10</b>	<b>8</b>	<b>2</b>	<b>85</b>	<b>26</b>	<b>59</b>	<b>12</b>	<b>4</b>	<b>8</b>	<b>514</b>	<b>178</b>	<b>336</b>	<b>30</b>	<b>21</b>	<b>9</b>	<b>0</b>	<b>0</b>	<b>0</b>	<b>9</b>	<b>3</b>	<b>6</b>	<b>0</b>	<b>0</b>	<b>0</b>	<b>8</b>	<b>2</b>	<b>6</b>	<b>668</b>	<b>242</b>	<b>426</b>
Arts	1	1	0	0	0	0	0	0	0	x <sup>(i)</sup>	x <sup>(i)</sup>	x <sup>(i)</sup>	25	17	8	0	0	0	0	0	0	0	0	0	0	0	0	26	18	8
Humanities	9	7	2	85	26	59	12	4	8	514	178	336	5	4	1	0	0	0	9	3	6	0	0	0	8	2	6	642	224	418
<b>Social Sciences</b>	<b>2</b>	<b>2</b>	<b>0</b>	<b>8</b>	<b>3</b>	<b>5</b>	<b>0</b>	<b>0</b>	<b>0</b>	<b>0</b>	<b>0</b>	<b>0</b>	<b>0</b>	<b>0</b>	<b>0</b>	<b>0</b>	<b>0</b>	<b>0</b>	<b>0</b>	<b>0</b>	<b>0</b>	<b>0</b>	<b>0</b>	<b>0</b>	<b>0</b>	<b>0</b>	<b>10</b>	<b>5</b>	<b>5</b>	
Social and Behavioural Sciences	2	2	0	8	3	5	0	0	0	x <sup>(i)</sup>	x <sup>(i)</sup>	x <sup>(i)</sup>	0	0	0	0	0	0	0	0	0	0	0	0	0	0	0	10	5	5
<b>Business, Administration and Law</b>	<b>1</b>	<b>1</b>	<b>0</b>	<b>141</b>	<b>37</b>	<b>104</b>	<b>0</b>	<b>0</b>	<b>0</b>	<b>337</b>	<b>77</b>	<b>260</b>	<b>263</b>	<b>86</b>	<b>177</b>	<b>0</b>	<b>0</b>	<b>0</b>	<b>208</b>	<b>76</b>	<b>132</b>	<b>128</b>	<b>70</b>	<b>58</b>	<b>26</b>	<b>16</b>	<b>10</b>	<b>1104</b>	<b>363</b>	<b>741</b>
Business Administration, Finance, Accounting, Management, Public Policy	1	1	0	140	37	103	0	0	0	327	74	253	263	86	177	0	0	0	208	76	132	128	70	58	0	0	0	1067	344	723
Law	0	0	0	1	0	1	0	0	0	10	3	7	0	0	0	0	0	0	0	0	0	0	0	0	26	16	10	37	19	18
<b>Science</b>	<b>11</b>	<b>5</b>	<b>6</b>	<b>7</b>	<b>1</b>	<b>6</b>	<b>0</b>	<b>0</b>	<b>0</b>	<b>197</b>	<b>61</b>	<b>136</b>	<b>0</b>	<b>0</b>	<b>0</b>	<b>0</b>	<b>0</b>	<b>0</b>	<b>0</b>	<b>0</b>	<b>0</b>	<b>0</b>	<b>0</b>	<b>0</b>	<b>0</b>	<b>0</b>	<b>215</b>	<b>67</b>	<b>148</b>	
Life Sciences	4	1	3	3	0	3	0	0	0	197	61	136	0	0	0	0	0	0	0	0	0	0	0	0	0	0	0	204	62	142
Physical Sciences	5	2	3	2	0	2	0	0	0	x <sup>(ii)</sup>	x <sup>(ii)</sup>	x <sup>(ii)</sup>	0	0	0	0	0	0	0	0	0	0	0	0	0	0	0	7	2	5
Mathematics and Statistics	2	2	0	2	1	1	0	0	0	x <sup>(ii)</sup>	x <sup>(ii)</sup>	x <sup>(ii)</sup>	0	0	0	0	0	0	0	0	0	0	0	0	0	0	0	4	3	1
<b>Information and Communication Technologies</b>	<b>0</b>	<b>0</b>	<b>0</b>	<b>1</b>	<b>1</b>	<b>0</b>	<b>0</b>	<b>0</b>	<b>0</b>	<b>95</b>	<b>58</b>	<b>37</b>	<b>264</b>	<b>134</b>	<b>130</b>	<b>0</b>	<b>0</b>	<b>0</b>	<b>160</b>	<b>80</b>	<b>80</b>	<b>149</b>	<b>87</b>	<b>62</b>	<b>0</b>	<b>0</b>	<b>0</b>	<b>669</b>	<b>360</b>	<b>309</b>
Computing	0	0	0	1	1	0	0	0	0	55	32	23	226	120	106	0	0	0	10	6	4	0	0	0	0	0	0	292	159	133
Information Technology	0	0	0	0	0	0	0	0	0	40	26	14	38	14	24	0	0	0	150	74	76	149	87	62	0	0	0	377	201	176

**Note:**

\* - Graduates from local Higher Education institutions only.

x<sup>(i)</sup> included under the total number Bachelor's Degree of Humanitiesx<sup>(ii)</sup> included under the total number Bachelor's Degree of Life Science

SCs - include Skill Certificate 2 and Skill Certificate 3

## 1.13

## Higher Education Institutions Graduates\* by Field of Education, 2016

Field of Education	Doctor of Philosophy			Master's Degree			Postgraduate Diploma / Certificate			Bachelor's Degree			Higher National Diploma, Advanced Diploma			Higher National Certificate			ND, Diploma, HNTec			SCs			Certificates			Total					
	MF	M	F	MF	M	F	MF	M	F	MF	M	F	MF	M	F	MF	M	F	MF	M	F	MF	M	F	MF	M	F	MF	M	F			
<b>Engineering, Manufacturing and Construction</b>	3	2	1	17	7	10	0	0	0	140	72	68	353	178	175	0	0	0	0	0	0	0	0	0	0	0	0	0	0	0	513	259	254
Engineering and Engineering Trades	3	2	1	16	6	10	0	0	0	87	42	45	155	84	71	0	0	0	0	0	0	0	0	0	0	0	0	0	0	0	261	134	127
Civil Engineering	0	0	0	0	0	0	0	0	0	27	12	15	38	17	21	0	0	0	0	0	0	0	0	0	0	0	0	0	0	0	65	29	36
Electrical and Communication Engineering	0	0	0	1	1	0	0	0	0	26	18	8	63	37	26	0	0	0	0	0	0	0	0	0	0	0	0	0	0	0	90	56	34
Building and Construction	0	0	0	0	0	0	0	0	0	0	0	0	32	15	17	0	0	0	0	0	0	0	0	0	0	0	0	0	0	0	32	15	17
Science and Engineering	0	0	0	0	0	0	0	0	0	0	0	0	65	25	40	0	0	0	0	0	0	0	0	0	0	0	0	0	0	0	65	25	40
<b>Agriculture</b>	0	0	0	0	0	0	0	0	0	0	0	0	0	0	0	0	0	0	0	0	0	0	0	0	0	0	0	0	0	0	0	0	0
Agriculture, Forestry and Fishery	0	0	0	0	0	0	0	0	0	0	0	0	0	0	0	0	0	0	0	0	0	0	0	0	0	0	0	0	0	0	0	0	0
Veterinary	0	0	0	0	0	0	0	0	0	0	0	0	0	0	0	0	0	0	0	0	0	0	0	0	0	0	0	0	0	0	0	0	0
<b>Health and Welfare</b>	1	0	1	15	6	9	0	0	0	80	23	57	55	10	45	0	0	0	0	0	0	0	0	0	0	0	0	0	0	0	151	39	112
Health	1	0	1	15	6	9	0	0	0	80	23	57	51	10	41	0	0	0	0	0	0	0	0	0	0	0	0	0	0	0	147	39	108
Social Care	0	0	0	0	0	0	0	0	0	0	0	0	4	0	4	0	0	0	0	0	0	0	0	0	0	0	0	0	0	0	4	0	4
<b>Services</b>	0	0	0	0	0	0	0	0	0	0	0	0	52	20	32	0	0	0	15	4	11	0	0	0	0	0	0	0	0	0	67	24	43
Hospitality	0	0	0	0	0	0	0	0	0	0	0	0	52	20	32	0	0	0	15	4	11	0	0	0	0	0	0	0	0	0	67	24	43
Transport Services	0	0	0	0	0	0	0	0	0	0	0	0	0	0	0	0	0	0	0	0	0	0	0	0	0	0	0	0	0	0	0	0	0
<b>Bridging and Foundation Programmes / Non Graduating Programmes</b>	0	0	0	0	0	0	0	0	0	60	27	33	0	0	0	0	0	0	75	32	43	0	0	0	0	0	0	0	0	0	135	59	76
BA Common Year 1	0	0	0	0	0	0	0	0	0	60	27	33	0	0	0	0	0	0	0	0	0	0	0	0	0	0	0	0	0	0	60	27	33
University Foundation Course	0	0	0	0	0	0	0	0	0	0	0	0	0	0	0	0	0	0	75	32	43	0	0	0	0	0	0	0	0	0	75	32	43

**Note:**

\* - Graduates from local Higher Education institutions only.

## 1.14

## Teachers' / Instructors' Academic Qualification and Terms of Service by Education Level, 2016

Categories	Education Level																							
	Pre-Primary (Pre school)			Primary			Secondary						Sixth Form (Pre-University)			Vocational Technical			Higher Education			Total		
	MF	M	F	MF	M	F	Year 7 & 8			Year 9, 10 & 11			MF	M	F	MF	M	F	MF	M	F	MF	M	F
<b>Nationality</b>	<b>885</b>	<b>39</b>	<b>846</b>	<b>3969</b>	<b>891</b>	<b>3078</b>	<b>1410</b>	<b>391</b>	<b>1019</b>	<b>2656</b>	<b>829</b>	<b>1827</b>	<b>662</b>	<b>232</b>	<b>430</b>	<b>595</b>	<b>268</b>	<b>327</b>	<b>808</b>	<b>430</b>	<b>378</b>	<b>10985</b>	<b>3080</b>	<b>7905</b>
Citizen	640	10	630	3347	725	2622	1197	294	903	2287	671	1616	536	144	392	488	208	280	530	205	325	9025	2257	6768
Non-Citizens	245	29	216	622	166	456	213	97	116	369	158	211	126	88	38	107	60	47	278	225	53	1960	823	1137
<b>Academic Qualification</b>	<b>885</b>	<b>39</b>	<b>846</b>	<b>3969</b>	<b>891</b>	<b>3078</b>	<b>1410</b>	<b>391</b>	<b>1019</b>	<b>2656</b>	<b>829</b>	<b>1827</b>	<b>662</b>	<b>232</b>	<b>430</b>	<b>595</b>	<b>268</b>	<b>327</b>	<b>808</b>	<b>430</b>	<b>378</b>	<b>10985</b>	<b>3080</b>	<b>7905</b>
Ph.D.	0	0	0	1	0	1	1	0	1	14	11	3	6	6	0	9	6	3	360	245	115	391	268	123
Master's Degree	58	7	51	364	42	322	188	42	146	454	118	336	312	100	212	117	55	62	334	134	200	1827	498	1329
Post Graduate	0	0	0	0	0	0	0	0	0	0	0	0	0	0	0	6	3	3	8	2	6	14	5	9
MBBS	0	0	0	0	0	0	0	0	0	0	0	0	0	0	0	0	0	0	0	0	0	0	0	0
Bachelor's Degree	231	24	207	1663	424	1239	1011	287	724	1954	613	1341	341	126	215	280	119	161	104	47	57	5584	1640	3944
HND, Advanced Diploma	87	3	84	594	134	460	70	17	53	137	52	85	1	0	1	128	58	70	2	2	0	1019	266	753
HNC, Certificates	37	2	35	192	52	140	60	13	47	31	11	20	0	0	0	7	6	1	0	0	0	327	84	243
City & Guilds, OND, ONC	5	0	5	8	1	7	0	0	0	0	0	0	0	0	0	3	2	1	0	0	0	16	3	13
National Diploma	99	3	96	465	133	332	38	16	22	34	14	20	2	0	2	15	11	4	0	0	0	653	177	476
BCGCE 'A' Level	74	0	74	233	35	198	21	11	10	16	4	12	0	0	0	6	2	4	0	0	0	350	52	298
BCGCE 'O' Level	264	0	264	394	58	336	17	3	14	16	6	10	0	0	0	10	1	9	0	0	0	701	68	633
BJCE, PMB, LCE, SRP	18	0	18	15	1	14	0	0	0	0	0	0	0	0	0	8	1	7	0	0	0	41	2	39
Others	12	0	12	40	11	29	4	2	2	0	0	0	0	0	0	6	4	2	0	0	0	62	17	45
<b>Trained and Untrained</b>	<b>885</b>	<b>39</b>	<b>846</b>	<b>3969</b>	<b>891</b>	<b>3078</b>	<b>1410</b>	<b>391</b>	<b>1019</b>	<b>2656</b>	<b>829</b>	<b>1827</b>	<b>662</b>	<b>232</b>	<b>430</b>	<b>595</b>	<b>268</b>	<b>327</b>	<b>800</b>	<b>428</b>	<b>372</b>	<b>10977</b>	<b>3078</b>	<b>7899</b>
Trained Teachers	526	33	493	3370	788	2582	1306	362	944	2508	788	1720	629	220	409	408	165	243	513	252	261	9260	2608	6652
Untrained Teachers	359	6	353	599	103	496	104	29	75	148	41	107	33	12	21	187	103	84	287	176	111	1717	470	1247
<b>Term of Service (For Government School Only)</b>	<b>885</b>	<b>39</b>	<b>846</b>	<b>3969</b>	<b>891</b>	<b>3078</b>	<b>1410</b>	<b>391</b>	<b>1019</b>	<b>2656</b>	<b>829</b>	<b>1827</b>	<b>662</b>	<b>232</b>	<b>430</b>	<b>595</b>	<b>268</b>	<b>327</b>	<b>808</b>	<b>430</b>	<b>378</b>	<b>10985</b>	<b>3080</b>	<b>7905</b>
Permanent	556	8	548	3134	692	2442	972	233	739	2000	585	1415	432	117	315	330	126	204	459	176	283	7883	1937	5946
Month to Month	28	0	28	36	5	31	11	3	8	22	2	20	10	4	6	19	10	9	4	1	3	130	25	105
Probation	15	0	15	90	14	76	146	38	108	200	65	135	75	20	55	80	38	42	12	6	6	618	181	437
Daily Paid	38	3	35	75	12	63	67	24	43	56	21	35	20	3	17	54	29	25	19	9	10	329	101	228
Contract	214	18	196	588	155	433	155	56	99	282	104	178	99	72	27	112	65	47	306	234	72	1756	704	1052
CFBT	34	10	24	46	13	33	59	37	22	96	52	44	26	16	10	0	0	0	8	4	4	269	132	137

## 1.15

## Teachers' / Instructors' Age Group by Education Level, 2016

Categories	Education Level																							
	Pre-Primary (Pre school)			Primary			Secondary						Sixth Form (Pre-University)			Vocational Technical			Higher Education			Total		
							Year 7 & 8			Year 9, 10 & 11														
	MF	M	F	MF	M	F	MF	M	F	MF	M	F	MF	M	F	MF	M	F	MF	M	F	MF	M	F
<b>Total</b>	<b>885</b>	<b>39</b>	<b>846</b>	<b>3969</b>	<b>891</b>	<b>3078</b>	<b>1410</b>	<b>391</b>	<b>1019</b>	<b>2656</b>	<b>829</b>	<b>1827</b>	<b>662</b>	<b>232</b>	<b>430</b>	<b>595</b>	<b>268</b>	<b>327</b>	<b>808</b>	<b>430</b>	<b>378</b>	<b>10985</b>	<b>3080</b>	<b>7905</b>
24 and below	<b>84</b>	0	84	<b>62</b>	17	45	<b>24</b>	6	18	<b>16</b>	2	14	<b>6</b>	0	6	<b>20</b>	7	13	<b>7</b>	3	4	<b>219</b>	<b>35</b>	<b>184</b>
25 - 29	<b>163</b>	3	160	<b>482</b>	103	379	<b>215</b>	64	151	<b>266</b>	81	185	<b>65</b>	13	52	<b>141</b>	62	79	<b>85</b>	33	52	<b>1417</b>	<b>359</b>	<b>1058</b>
30 - 34	<b>153</b>	7	146	<b>788</b>	189	599	<b>426</b>	94	332	<b>617</b>	193	424	<b>150</b>	39	111	<b>146</b>	58	88	<b>143</b>	58	85	<b>2423</b>	<b>638</b>	<b>1785</b>
35 - 39	<b>132</b>	6	126	<b>875</b>	220	655	<b>351</b>	111	240	<b>763</b>	229	534	<b>142</b>	40	102	<b>70</b>	27	43	<b>152</b>	70	82	<b>2485</b>	<b>703</b>	<b>1782</b>
40 - 44	<b>107</b>	9	98	<b>661</b>	172	489	<b>194</b>	59	135	<b>447</b>	115	332	<b>100</b>	40	60	<b>78</b>	35	43	<b>142</b>	83	59	<b>1729</b>	<b>513</b>	<b>1216</b>
45 - 49	<b>96</b>	7	89	<b>520</b>	99	421	<b>95</b>	29	66	<b>261</b>	91	170	<b>77</b>	31	46	<b>44</b>	16	28	<b>110</b>	56	54	<b>1203</b>	<b>329</b>	<b>874</b>
50 - 54	<b>68</b>	5	63	<b>309</b>	68	241	<b>60</b>	17	43	<b>180</b>	73	107	<b>66</b>	29	37	<b>43</b>	28	15	<b>75</b>	54	21	<b>801</b>	<b>274</b>	<b>527</b>
55 - 59	<b>73</b>	1	72	<b>241</b>	16	225	<b>37</b>	8	29	<b>76</b>	30	46	<b>31</b>	18	13	<b>27</b>	15	12	<b>44</b>	29	15	<b>529</b>	<b>117</b>	<b>412</b>
60 and above	<b>9</b>	1	8	<b>31</b>	7	24	<b>8</b>	3	5	<b>30</b>	15	15	<b>25</b>	22	3	<b>26</b>	20	6	<b>50</b>	44	6	<b>179</b>	<b>112</b>	<b>67</b>

## 1.16

## Classes, Enrolment and Teachers / Instructors Ratios by Education Level and Ministry / Sector, 2016

Education Level and Ministry / Sector	Number of Classes	Enrolment	Students-Class Ratio	Number of Teachers / Instructors	Teacher-Class Ratio	Student-Teacher / Instructor Ratio
<b>Overall Total</b>	<b>4484</b>	<b>111698</b>	<b>24.9</b>	<b>10985</b>	<b>2.4</b>	<b>10.2</b>
<b>Pre-Primary (Pre school) Total</b>	<b>720</b>	<b>13611</b>	<b>18.9</b>	<b>885</b>	<b>1.2</b>	<b>15.4</b>
MoE	198	3035	15.3	252	1.3	12.0
MoRA	z	z	z	z	z	z
Private (BPS)	522	10576	20.3	633	1.2	16.7
<b>Primary Total</b>	<b>2112</b>	<b>40471</b>	<b>19.2</b>	<b>3969</b>	<b>1.9</b>	<b>10.2</b>
MoE	1288	22282	17.3	2615	2.0	8.5
MoRA	71	1852	26.1	183	2.6	10.1
Private (BPS)	753	16337	21.7	1171	1.6	14.0
<b>Secondary Total</b>	<b>1652</b>	<b>35922</b>	<b>21.7</b>	<b>4066</b>	<b>2.5</b>	<b>8.8</b>
MoE	1351	27655	20.5	3280	2.4	8.4
MoRA	117	2677	22.9	301	2.6	8.9
Private (BPS)	184	5590	30.4	485	2.6	11.5
<b>Sixth Form (Pre-University) Total</b>	<b>z</b>	<b>4809</b>	<b>z</b>	<b>662</b>	<b>z</b>	<b>7.3</b>
MoE	z	3858	z	537	z	7.2
MoRA	z	535	z	62	z	8.6
Private (BPS)	z	416	z	63	z	6.6
<b>Vocational Technical Total</b>	<b>z</b>	<b>4858</b>	<b>z</b>	<b>595</b>	<b>z</b>	<b>8.2</b>
MoE	z	3452	z	472	z	7.3
MoRA	z	z	z	z	z	z
MoCYS	z	208	z	29	z	7.2
PMO	z	47	z	15	z	3.1
Private (BPS)	z	1151	z	79	z	14.6
<b>Higher Education</b>	<b>z</b>	<b>12027</b>	<b>z</b>	<b>808</b>	<b>z</b>	<b>14.9</b>
MoE	z	9396	z	686	z	13.7
MoRA	z	815	z	38	z	21.4
MoCYS	z	z	z	z	z	z
PMO	z	z	z	z	z	z
Private (BPS)	z	1816	z	84	z	21.6

**Note:**

z - Classes are not fixed, hence, data is not applicable.



## 1.16

Classes, Enrolment and Teachers / Instructors Ratios by  
Level of Education and Ministry / Sector, 2016

Education Level and Ministry / Sector	BRUNEI MUARA			TUTONG			BELAIT			TEMBURONG			OVERALL		
	Enrolment	Number of Teachers / Instructors	Student-Teacher / Instructor Ratio	Enrolment	Number of Teachers / Instructors	Student-Teacher / Instructor Ratio	Enrolment	Number of Teachers / Instructors	Student-Teacher / Instructor Ratio	Enrolment	Number of Teachers / Instructors	Student-Teacher / Instructor Ratio	Enrolment	Number of Teachers / Instructors	Student-Teacher / Instructor Ratio
<b>Overall Total</b>	<b>85846</b>	<b>8188</b>	<b>10.5</b>	<b>9483</b>	<b>1109</b>	<b>8.6</b>	<b>14407</b>	<b>1436</b>	<b>10.0</b>	<b>1962</b>	<b>252</b>	<b>7.8</b>	<b>111698</b>	<b>10985</b>	<b>10.2</b>
<b>Pre-Primary (Pre school) Total</b>	<b>10233</b>	<b>618</b>	<b>16.6</b>	<b>1118</b>	<b>77</b>	<b>14.5</b>	<b>2062</b>	<b>169</b>	<b>12.2</b>	<b>198</b>	<b>21</b>	<b>9.4</b>	<b>13611</b>	<b>885</b>	<b>15.4</b>
MoE	2036	161	12.6	470	40	11.8	400	36	11.1	129	15	8.6	3035	252	12.0
MoRA	z	z	z	z	z	z	z	z	z	z	z	z	z	z	z
Private (BPS)	8197	457	17.9	648	37	17.5	1662	133	12.5	69	6	11.5	10576	633	16.7
<b>Primary Total</b>	<b>29330</b>	<b>2701</b>	<b>10.9</b>	<b>4097</b>	<b>577</b>	<b>7.1</b>	<b>6117</b>	<b>551</b>	<b>11.1</b>	<b>927</b>	<b>140</b>	<b>6.6</b>	<b>40471</b>	<b>3969</b>	<b>10.2</b>
MoE	15246	1688	9.0	3208	494	6.5	3017	320	9.4	811	113	7.2	22282	2615	8.5
MoRA	1485	134	11.1	186	24	7.8	122	12	10.2	59	13	4.5	1852	183	10.1
Private (BPS)	12599	879	14.3	703	59	11.9	2978	219	13.6	57	14	4.1	16337	1171	14.0
<b>Secondary Total</b>	<b>26167</b>	<b>3040</b>	<b>8.6</b>	<b>3902</b>	<b>394</b>	<b>9.9</b>	<b>5016</b>	<b>541</b>	<b>9.3</b>	<b>837</b>	<b>91</b>	<b>9.2</b>	<b>35922</b>	<b>4066</b>	<b>8.8</b>
MoE	19978	2458	8.1	3381	344	9.8	3495	391	8.9	801	87	9.2	27655	3280	8.4
MoRA	2039	236	8.6	521	50	10.4	81	11	7.4	36	4	9.0	2677	301	8.9
Private (BPS)	4150	346	12.0	z	z	z	1440	139	10.4	z	z	z	5590	485	11.5
<b>Sixth Form (Pre-University) Total</b>	<b>4018</b>	<b>554</b>	<b>7.3</b>	<b>366</b>	<b>61</b>	<b>6.0</b>	<b>425</b>	<b>47</b>	<b>9.0</b>	<b>0</b>	<b>0</b>	<b>z</b>	<b>4809</b>	<b>662</b>	<b>7.3</b>
MoE	3067	429	7.1	366	61	6.0	425	47	9.0	z	z	z	3858	537	7.2
MoRA	535	62	8.6	z	z	z	z	z	z	z	z	z	535	62	8.6
Private (BPS)	416	63	6.6	z	z	z	z	z	z	z	z	z	416	63	6.6
<b>Vocational Technical Total</b>	<b>4071</b>	<b>467</b>	<b>8.7</b>	<b>z</b>	<b>z</b>	<b>z</b>	<b>787</b>	<b>128</b>	<b>6.1</b>	<b>z</b>	<b>z</b>	<b>z</b>	<b>4858</b>	<b>595</b>	<b>8.2</b>
MoE	2665	344	7.7	z	z	z	787	128	6.1	z	z	z	3452	472	7.3
MoCYS	208	29	7.2	z	z	z	z	z	z	z	z	z	208	29	7.2
PMO	47	15	3.1	z	z	z	z	z	z	z	z	z	47	15	3.1
Private (BPS)	1151	79	14.6	z	z	z	z	z	z	z	z	z	1151	79	14.6
<b>Higher Education</b>	<b>12027</b>	<b>808</b>	<b>14.9</b>	<b>z</b>	<b>z</b>	<b>z</b>	<b>z</b>	<b>z</b>	<b>z</b>	<b>z</b>	<b>z</b>	<b>z</b>	<b>12027</b>	<b>808</b>	<b>14.9</b>
MoE	9396	686	13.7	z	z	z	z	z	z	z	z	z	9396	686	13.7
MoRA	815	38	21.4	z	z	z	z	z	z	z	z	z	815	38	21.4
Private (BPS)	1816	84	21.6	z	z	z	z	z	z	z	z	z	1816	84	21.6

**Note:**

z - All Arabic schools do not conduct Pre-Primary education; All institutions under administration of MoCYS and PMO conduct Vocational Technical education only; No sixth Form institution exist in Temburong; No Vocational Technical institution exist in Tutong and Temburong; All Higher Education institutions are in Brunei Muara; data not applicable.

## 1.17

## Classes, Enrolment and Instructors Ratios by Education Level, 2016

Education Level	Number of Classes	Enrolment	Students-Class Ratio	Number of Teachers / Instructors	Teacher-Class Ratio	Student-Teacher / Instructor Ratio
<b>Overall Total</b>	<b>4484</b>	<b>111698</b>	<b>24.9</b>	<b>10985</b>	<b>2.4</b>	<b>10.2</b>
<b>Pre-Primary (Pre school) Total</b>	<b>720</b>	<b>13611</b>	<b>18.9</b>	<b>885</b>	<b>1.2</b>	<b>15.4</b>
Preschool / Kindergarten	720	13611	18.9	885	1.2	15.4
<b>Primary Total</b>	<b>2112</b>	<b>40471</b>	<b>19.2</b>	<b>3969</b>	<b>1.9</b>	<b>10.2</b>
Year 1	346	6634	19.2	3969	1.9	10.2
Year 2	344	6632	19.3			
Year 3	329	6344	19.3			
Year 4	349	6779	19.4			
Year 5	364	7076	19.4			
Year 6	380	7006	18.4			
<b>Secondary Total</b>	<b>1652</b>	<b>35922</b>	<b>21.7</b>	<b>4066</b>	<b>2.5</b>	<b>8.8</b>
Year 7	312	7069	22.7	1410	2.3	10.0
Year 8	306	7021	22.9			
Year 9	355	7364	20.7	2656	2.6	8.2
Year 10	348	7249	20.8			
Year 11	331	7219	21.8			
<b>Sixth Form (Pre-University) Total</b>	<b>z</b>	<b>4809</b>	<b>z</b>	<b>662</b>	<b>z</b>	<b>7.3</b>
Lower Sixth Form	z	2582	z	662	z	7.3
Upper Sixth Form	z	2227	z			
<b>Vocational Technical Total</b>	<b>z</b>	<b>4858</b>	<b>z</b>	<b>595</b>	<b>z</b>	<b>8.2</b>
Vocational Technical	z	4858	z	595	z	8.2
<b>Higher Education</b>	<b>z</b>	<b>12027</b>	<b>z</b>	<b>808</b>	<b>z</b>	<b>14.9</b>
Higher Education	z	12027	z	808	z	14.9

**Note:**

z - Classes are not fixed, hence, data is not applicable.

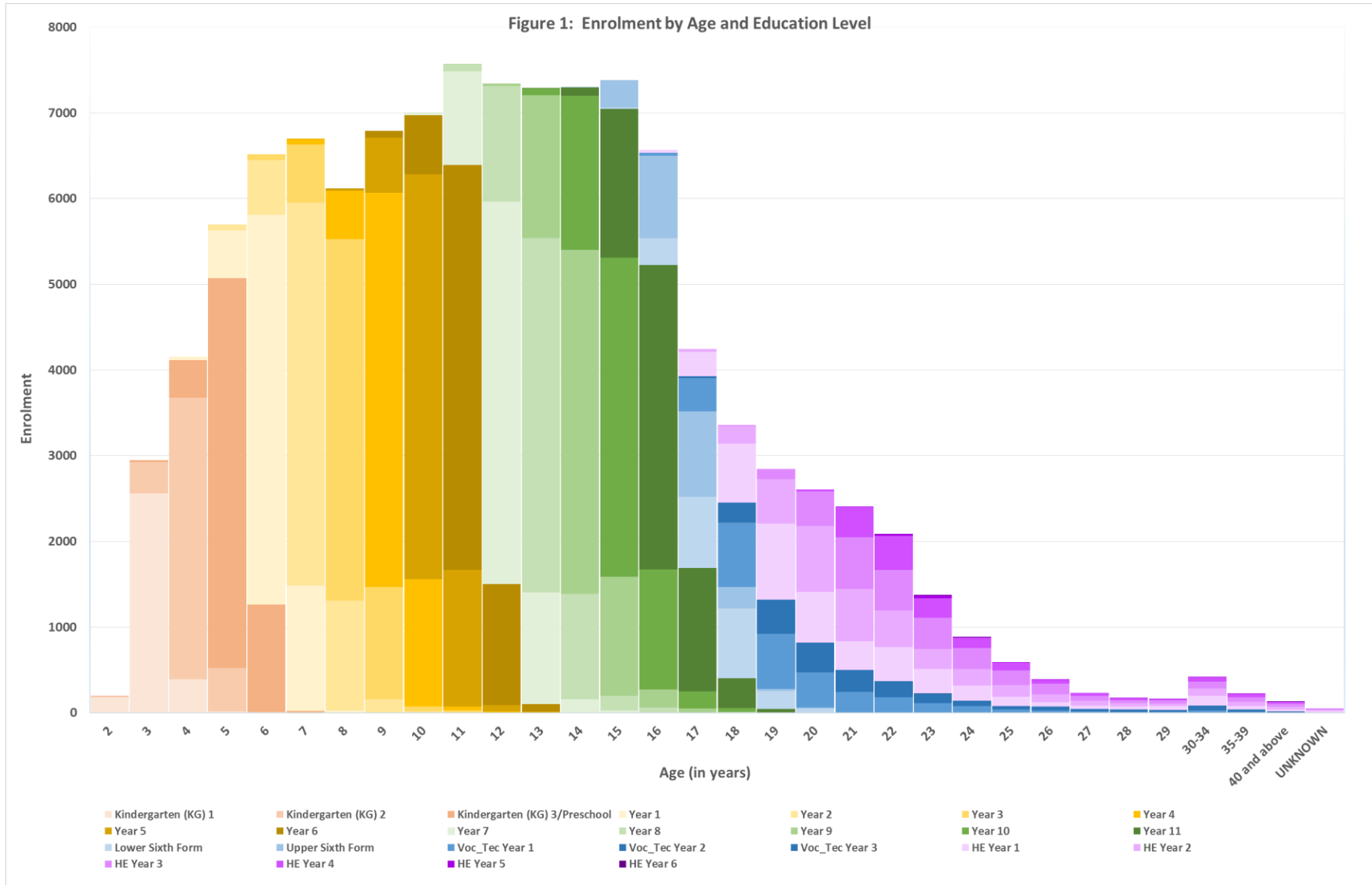


Figure 2: Vocational Technical Enrolment by Institutions

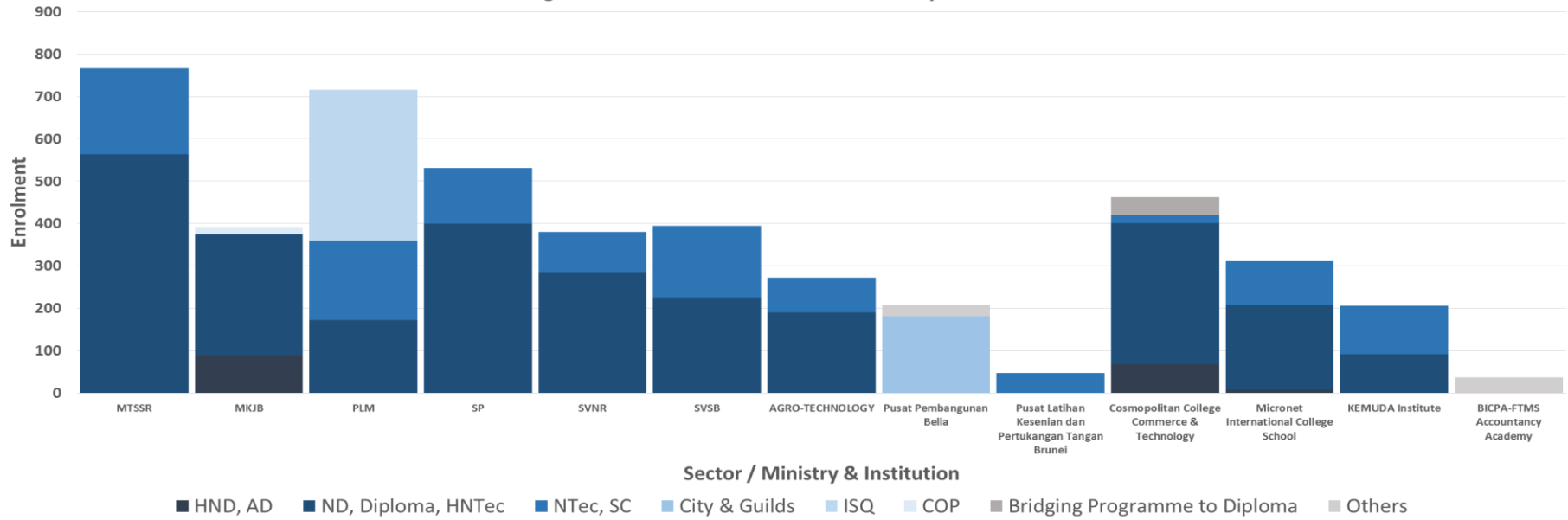
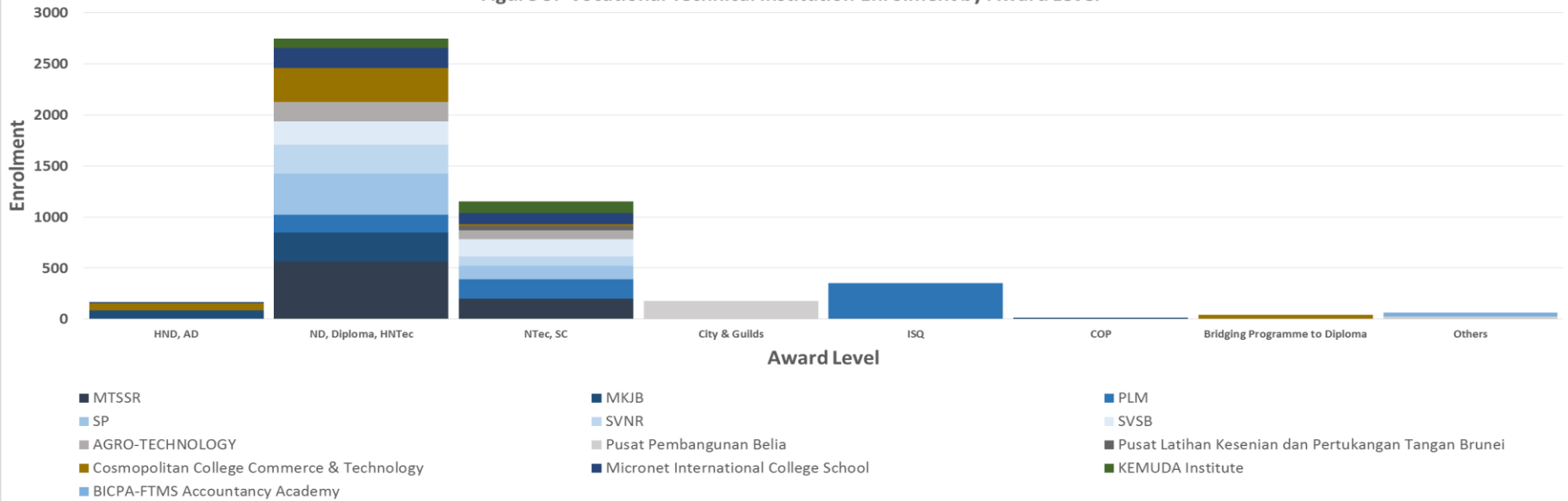


Figure 3: Vocational Technical Institution Enrolment by Award Level



1.19

Charts and Graphs

Figure 4: Higher Education Institutions Enrolment by Programme

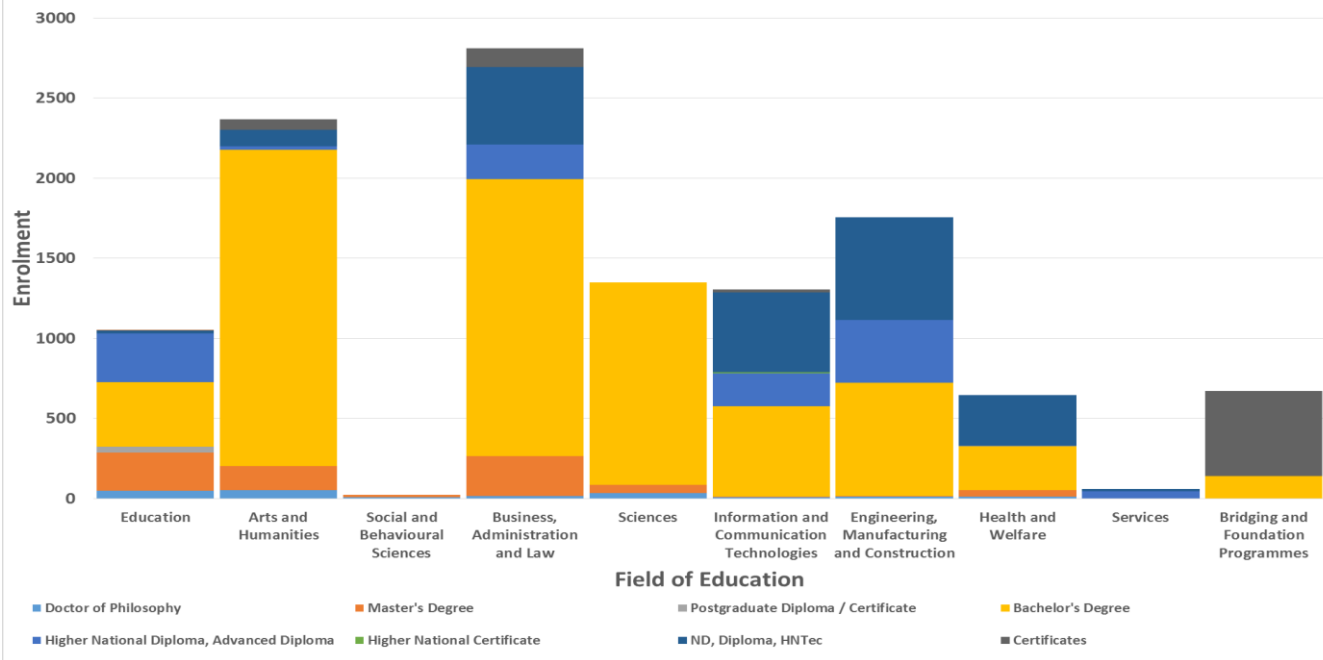


Figure 5: Higher Education Institutions Enrolment by Award Level

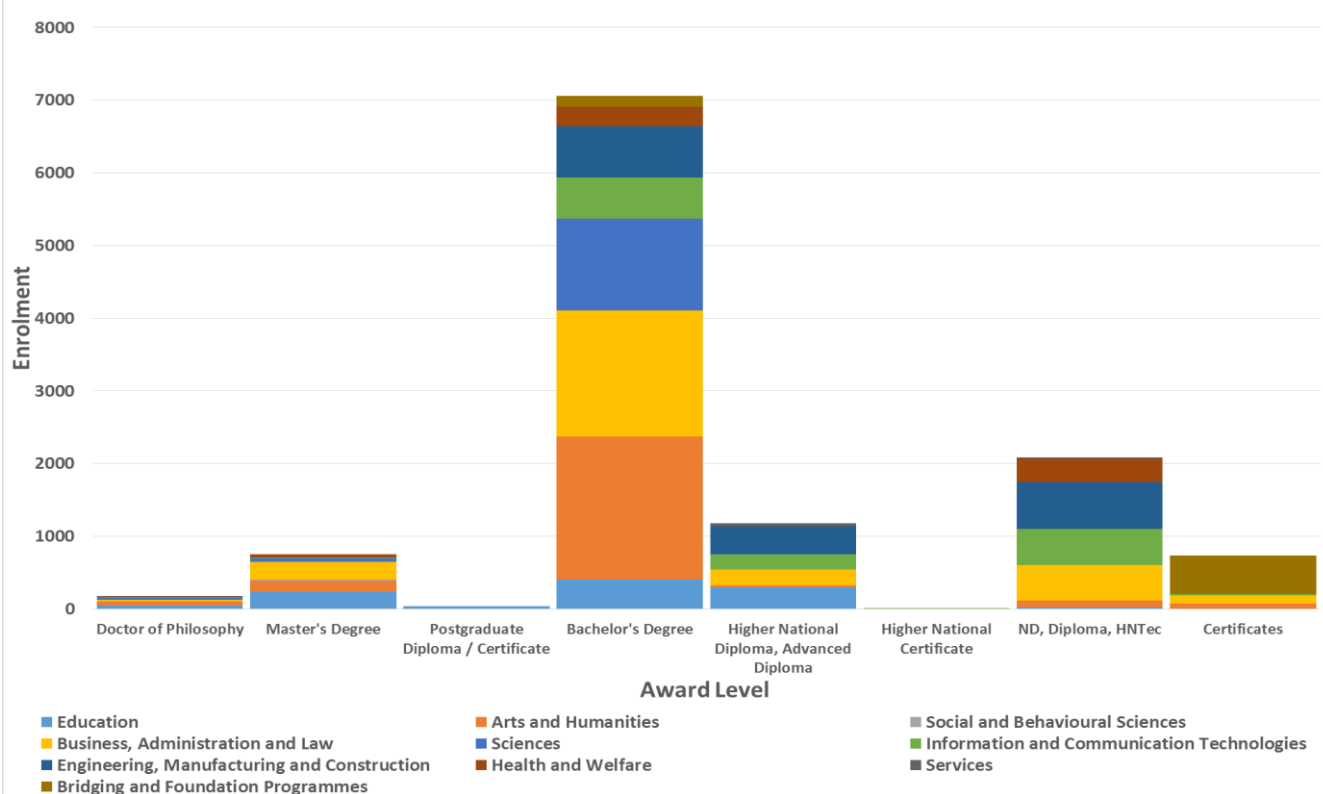


Figure 6: Higher Education Institutions Graduates by Programme

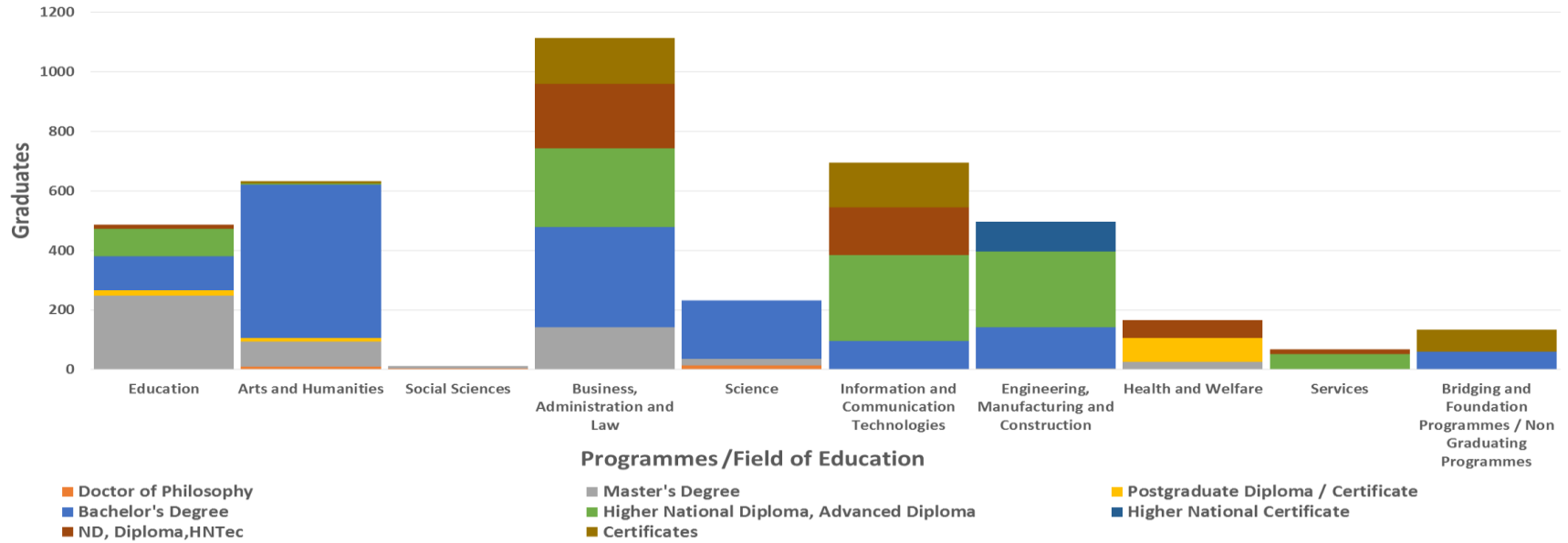
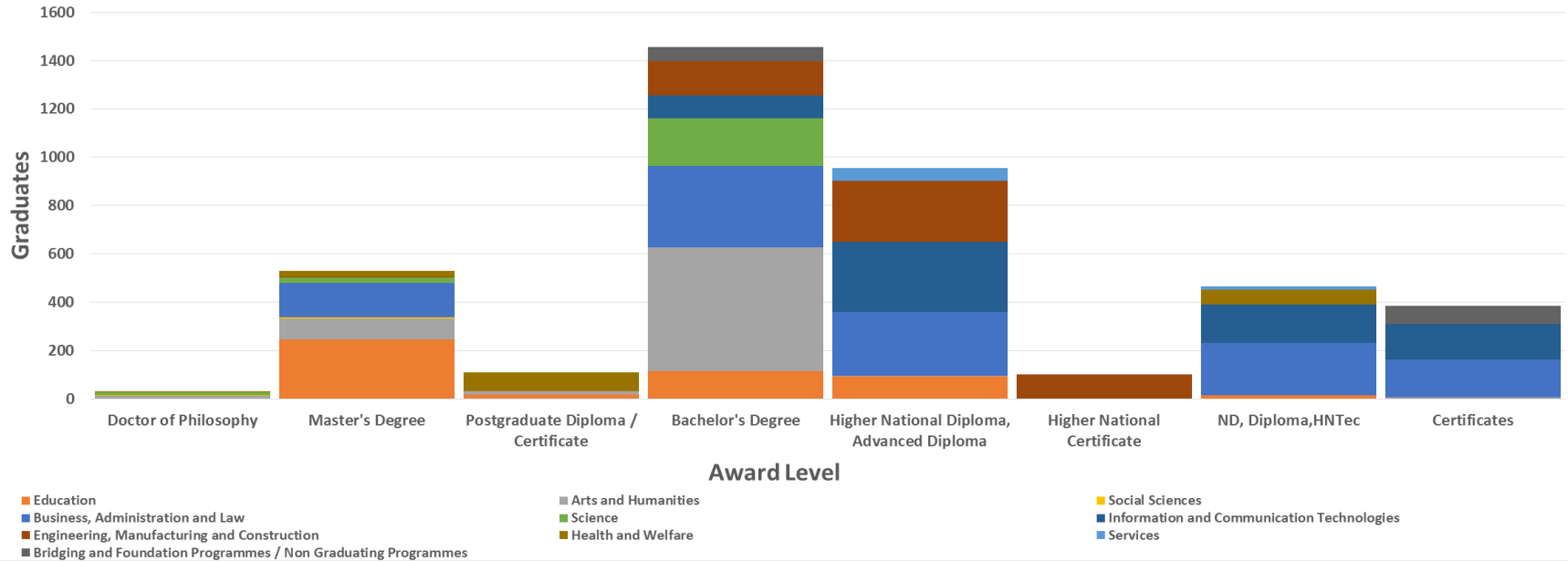
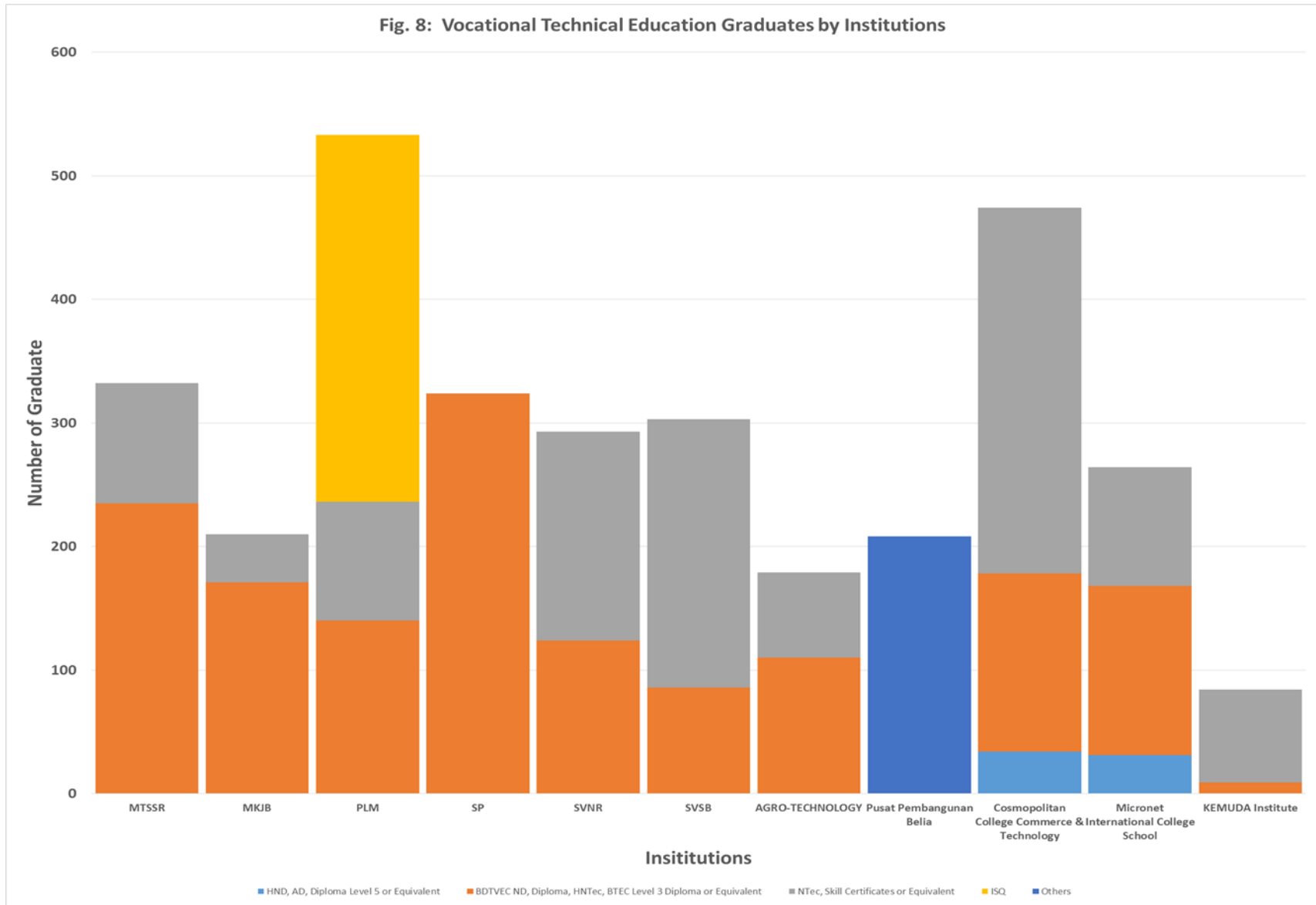


Figure 7: Higher Education Institutions Graduates by Award Level





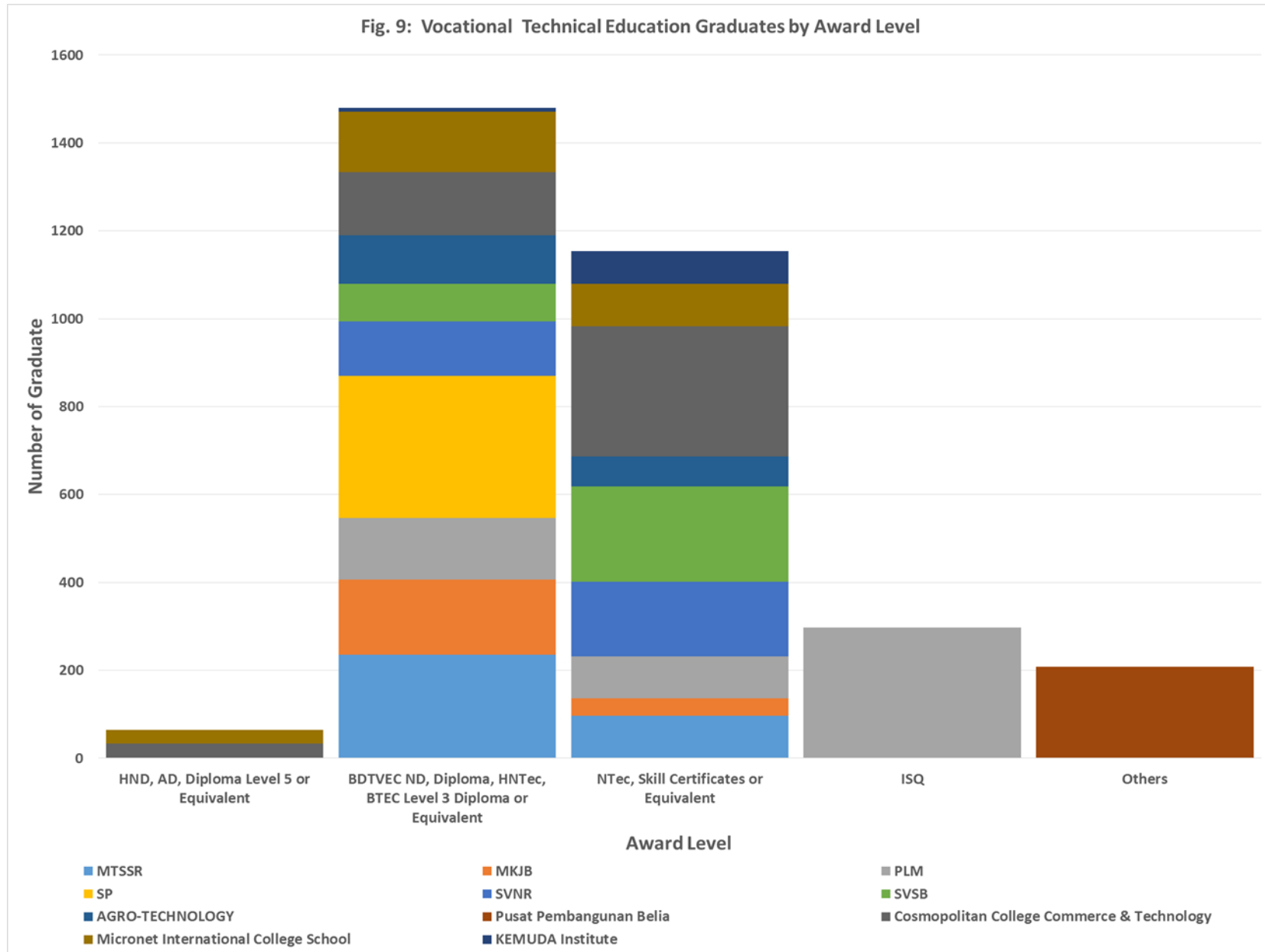
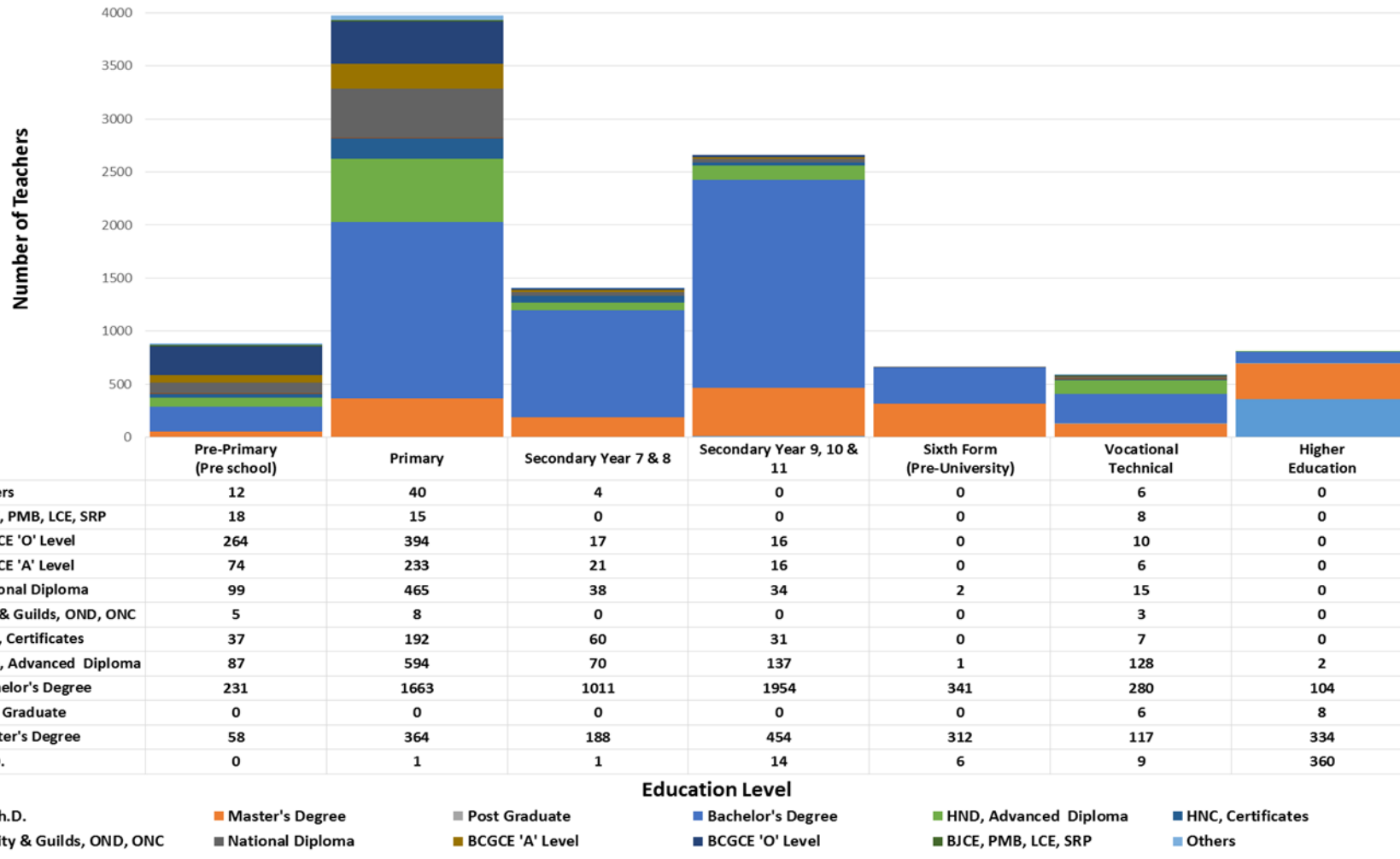




Figure 10: Teacher by Academic Qualification



EDUCATION STATISTICS  
BY MINISTRY AND LEVEL  
PRE-PRIMARY, PRIMARY,  
SECONDARY AND SIXTH FORM  
2016

SECTION 2.1  
MINISTRY OF EDUCATION

SECTION 2.2  
MINISTRY OF RELIGIOUS AFFAIRS

SECTION 2.3  
PRIVATE SCHOOLS



# SECTION 2.1

---

EDUCATION STATISTICS  
PRE-PRIMARY, PRIMARY,  
SECONDARY AND SIXTH FORM  
MINISTRY OF EDUCATION  
2016







**2.1.1 NUMBER OF SCHOOLS BY EDUCATION LEVEL AND DISTRICT, 2016**

District	Education Level				
	Pre-Primary* (Pre school)	Primary	Secondary	Sixth Form	Total
<b>Total</b>	<b>x</b>	<b>117</b>	<b>32</b>	<b>4</b>	<b>153</b>
Brunei Muara	x	62	21	3 <sup>x</sup>	86
Tutong	x	29	5	1	35
Belait	x	16	5	x	21
Temburong	x	10	1	0	11

**2.1.2 NUMBER OF TEACHERS BY EDUCATION LEVEL AND DISTRICT, 2016**

District	Education Level														
	Pre-Primary* (Pre school)			Primary			Secondary			Sixth Form			Total		
	MF	M	F	MF	M	F	MF	M	F	MF	M	F	MF	M	F
<b>Total</b>	<b>252</b>	<b>18</b>	<b>234</b>	<b>2615</b>	<b>610</b>	<b>2005</b>	<b>3280</b>	<b>968</b>	<b>2312</b>	<b>537</b>	<b>179</b>	<b>358</b>	<b>6684</b>	<b>1775</b>	<b>4909</b>
Brunei Muara	161	10	151	1688	346	1342	2458	685	1773	429	132	297	4736	1173	3563
Tutong	40	4	36	494	121	373	344	102	242	61	26	35	939	253	686
Belait	36	3	33	320	82	238	391	139	252	47	21	26	794	245	549
Temburong	15	1	14	113	61	52	87	42	45	0	0	0	215	104	111

**2.1.3 ENROLMENT BY EDUCATION LEVEL AND DISTRICT, 2016**

District	Education Level														
	Pre-Primary* (Pre school)			Primary			Secondary			Sixth Form			Total		
	MF	M	F	MF	M	F	MF	M	F	MF	M	F	MF	M	F
<b>Total</b>	<b>3035</b>	<b>1573</b>	<b>1462</b>	<b>22282</b>	<b>11766</b>	<b>10516</b>	<b>27655</b>	<b>14469</b>	<b>13186</b>	<b>3858</b>	<b>1614</b>	<b>2244</b>	<b>56830</b>	<b>29422</b>	<b>27408</b>
Brunei Muara	2036	1033	1003	15246	8009	7237	19978	10425	9553	3067	1297	1770	40327	20764	19563
Tutong	470	246	224	3208	1668	1540	3381	1738	1643	366	147	219	7425	3799	3626
Belait	400	217	183	3017	1642	1375	3495	1877	1618	425	170	255	7337	3906	3431
Temburong	129	77	52	811	447	364	801	429	372	0	0	0	1741	953	788

**Note:**

x - Schools conducting both Pre-primary and Primary education are included under Primary and schools conducting both Secondary and Sixth Form education are included under Secondary.

\* - In Brunei context, Pre School and Pre-University education are also referred to as Pre-Primary and Sixth Form respectively.

### 2.1.4 NUMBER OF CLASSES, ENROLMENT AND NUMBER OF TEACHERS BY EDUCATION LEVEL, 2016

Education Level	Cls	Enrolment			Number of Teachers		
		MF	M	F	MF	M	F
<b>Overall Total</b>	<b>2837</b>	<b>56830</b>	<b>29422</b>	<b>27408</b>	<b>6684</b>	<b>1775</b>	<b>4909</b>
<b>Primary Education Total</b>	<b>1486</b>	<b>25317</b>	<b>13339</b>	<b>11978</b>	<b>2867</b>	<b>628</b>	<b>2239</b>
<b>Pre-Primary Total</b>	<b>198</b>	<b>3035</b>	<b>1573</b>	<b>1462</b>	<b>252</b>	<b>18</b>	<b>234</b>
<b>Primary Total</b>	<b>1288</b>	<b>22282</b>	<b>11766</b>	<b>10516</b>	<b>2615</b>	<b>610</b>	<b>2005</b>
Year 1	199	<b>3386</b>	1772	1614			
Year 2	202	<b>3568</b>	1902	1666			
Year 3	204	<b>3588</b>	1860	1728			
Year 4	222	<b>4001</b>	2110	1891			
Year 5	219	<b>3800</b>	2024	1776			
Year 6	242	<b>3939</b>	2098	1841			
<b>Secondary Education Total</b>	<b>1351</b>	<b>27655</b>	<b>14469</b>	<b>13186</b>	<b>3280</b>	<b>968</b>	<b>2312</b>
Year 7	246	<b>5197</b>	2735	2462	1084	293	791
Year 8	246	<b>5314</b>	2804	2510			
Year 9	290	<b>5681</b>	2939	2742			
Year 10	287	<b>5644</b>	2918	2726	2196	675	1521
Year 11	282	<b>5819</b>	3073	2746			
<b>Sixth Form Education Total</b>	<b>z</b>	<b>3858</b>	<b>1614</b>	<b>2244</b>	<b>537</b>	<b>179</b>	<b>358</b>
Lower Sixth Form	z	<b>2016</b>	811	1205	537	179	358
Upper Sixth Form	z	<b>1842</b>	803	1039			

**Note:**

z - Classes are not fixed, hence, data is not applicable.



## 2.1.5 ENROLMENT BY EDUCATION LEVEL & DISTRICT / CLUSTER, 2016

### 2.1.5.1 PRE-PRIMARY AND PRIMARY BY DISTRICT

District	Education Level																															
	Pre-Primary (Pre school)				Year 1				Year 2				Year 3				Year 4				Year 5				Year 6				Total			
	Cls	MF	M	F	Cls	MF	M	F	Cls	MF	M	F	Cls	MF	M	F	Cls	MF	M	F	Cls	MF	M	F	Cls	MF	M	F	Cls	MF	M	F
<b>Total</b>	198	3035	1573	1462	199	3386	1772	1614	202	3568	1902	1666	204	3588	1860	1728	222	4001	2110	1891	219	3800	2024	1776	242	3939	2098	1841	1486	25317	13339	11978
Brunei Muara	127	2036	1033	1003	130	2334	1227	1107	130	2389	1250	1139	128	2391	1251	1140	149	2764	1468	1296	145	2649	1381	1268	159	2719	1432	1287	968	17282	9042	8240
Tutong	35	470	246	224	35	453	220	233	37	549	300	249	39	553	285	268	36	563	278	285	38	551	298	253	41	539	287	252	261	3678	1914	1764
Belait	26	400	217	183	24	465	252	213	25	488	265	223	27	506	258	248	27	530	288	242	27	477	274	203	31	551	305	246	187	3417	1859	1558
Temburong	10	129	77	52	10	134	73	61	10	142	87	55	10	138	66	72	10	144	76	68	9	123	71	52	11	130	74	56	70	940	524	416

### 2.1.5.2 PRE-PRIMARY AND PRIMARY BY CLUSTER

Cluster	Education Level																															
	Pre-Primary (Pre school)				Year 1				Year 2				Year 3				Year 4				Year 5				Year 6				Total			
	Cls	MF	M	F	Cls	MF	M	F	Cls	MF	M	F	Cls	MF	M	F	Cls	MF	M	F	Cls	MF	M	F	Cls	MF	M	F	Cls	MF	M	F
<b>Total</b>	198	3035	1573	1462	199	3386	1772	1614	202	3568	1902	1666	204	3588	1860	1728	222	4001	2110	1891	219	3800	2024	1776	242	3939	2098	1841	1486	25317	13339	11978
Cluster 1	30	525	277	248	30	584	310	274	30	622	343	279	31	614	309	305	34	684	351	333	32	654	347	307	40	685	360	325	227	4368	2297	2071
Cluster 2	42	529	275	254	47	647	328	319	46	613	327	286	45	645	347	298	53	745	379	366	48	728	398	330	49	699	354	345	330	4606	2408	2198
Cluster 3	37	608	306	302	36	675	368	307	36	758	395	363	35	691	356	335	44	824	447	377	42	771	385	386	45	832	426	406	275	5159	2683	2476
Cluster 4	33	574	298	276	32	618	318	300	33	598	307	291	33	656	346	310	33	731	410	321	38	701	362	339	43	722	420	302	245	4600	2461	2139
Cluster 5	30	399	200	199	30	397	196	201	32	489	265	224	33	476	244	232	31	487	235	252	32	469	258	211	34	450	233	217	222	3167	1631	1536
Cluster 6	26	400	217	183	24	465	252	213	25	488	265	223	27	506	258	248	27	530	288	242	27	477	274	203	31	551	305	246	187	3417	1859	1558

## 2.1.5 ENROLMENT BY EDUCATION LEVEL AND DISTRICT / CLUSTER, 2016

### 2.1.5.3 SECONDARY BY DISTRICT

District	Education Level																							
	Year 7				Year 8				Year 9				Year 10				Year 11				Total			
	Cls	MF	M	F	Cls	MF	M	F	Cls	MF	M	F	Cls	MF	M	F	Cls	MF	M	F	Cls	MF	M	F
<b>Total</b>	<b>246</b>	<b>5197</b>	<b>2735</b>	<b>2462</b>	<b>246</b>	<b>5314</b>	<b>2804</b>	<b>2510</b>	<b>290</b>	<b>5681</b>	<b>2939</b>	<b>2742</b>	<b>287</b>	<b>5644</b>	<b>2918</b>	<b>2726</b>	<b>282</b>	<b>5819</b>	<b>3073</b>	<b>2746</b>	<b>1351</b>	<b>27655</b>	<b>14469</b>	<b>13186</b>
Brunei Muara	177	3797	1989	1808	175	3829	2025	1804	207	4114	2104	2010	201	4076	2117	1959	192	4162	2190	1972	952	19978	10425	9553
Tutong	33	599	326	273	36	637	315	322	40	682	352	330	42	699	339	360	48	764	406	358	199	3381	1738	1643
Belait	31	659	342	317	31	690	384	306	37	709	372	337	36	710	383	327	35	727	396	331	170	3495	1877	1618
Temburong	5	142	78	64	4	158	80	78	6	176	111	65	8	159	79	80	7	166	81	85	30	801	429	372

### 2.1.5.4 SIXTH FORM BY DISTRICT

District	Education Level											
	Lower Sixth Form				Upper Sixth Form				Total			
	Cls	MF	M	F	Cls	MF	M	F	Cls	MF	M	F
<b>Total</b>	<b>z</b>	<b>2016</b>	<b>811</b>	<b>1205</b>	<b>z</b>	<b>1842</b>	<b>803</b>	<b>1039</b>	<b>z</b>	<b>3858</b>	<b>1614</b>	<b>2244</b>
Brunei Muara	z	1581	643	938	z	1486	654	832	z	3067	1297	1770
Tutong	z	193	72	121	z	173	75	98	z	366	147	219
Belait	z	242	96	146	z	183	74	109	z	425	170	255
Temburong	z	0	0	0	z	0	0	0	z	0	0	0

**Note :**

z - Classes are not fixed, hence, number of classes is not applicable.

## 2.1.5 ENROLMENT BY EDUCATION LEVEL AND DISTRICT / CLUSTER, 2016

### 2.1.5.3 SECONDARY BY CLUSTER

District	Education Level																							
	Year 7				Year 8				Year 9				Year 10				Year 11				Total			
	Cls	MF	M	F	Cls	MF	M	F	Cls	MF	M	F	Cls	MF	M	F	Cls	MF	M	F	Cls	MF	M	F
<b>Total</b>	<b>246</b>	<b>5197</b>	<b>2735</b>	<b>2462</b>	<b>246</b>	<b>5314</b>	<b>2804</b>	<b>2510</b>	<b>290</b>	<b>5681</b>	<b>2939</b>	<b>2742</b>	<b>287</b>	<b>5644</b>	<b>2918</b>	<b>2726</b>	<b>282</b>	<b>5819</b>	<b>3073</b>	<b>2746</b>	<b>797</b>	<b>27655</b>	<b>14469</b>	<b>13186</b>
Cluster 1	41	845	464	381	40	882	461	421	45	949	506	443	48	939	477	462	43	975	470	505	217	4590	2378	2212
Cluster 2	45	903	494	409	35	962	522	440	54	1065	559	506	54	1050	591	459	59	1131	626	505	247	5111	2792	2319
Cluster 3	53	1278	594	684	59	1165	565	600	65	1249	590	659	58	1153	534	619	48	970	454	516	283	5815	2737	3078
Cluster 4	49	1006	560	446	51	1104	627	477	56	1142	623	519	57	1218	669	549	58	1364	779	585	271	5834	3258	2576
Cluster 5	27	506	281	225	30	511	245	266	33	567	289	278	34	574	264	310	39	652	348	304	163	2810	1427	1383
Cluster 6	31	659	342	317	31	690	384	306	37	709	372	337	36	710	383	327	35	727	396	331	170	3495	1877	1618

### 2.1.5.4 SIXTH FORM BY CLUSTER

District	Education Level											
	Lower Sixth Form				Upper Sixth Form				Total			
	Cls	MF	M	F	Cls	MF	M	F	Cls	MF	M	F
<b>Total</b>	<b>z</b>	<b>2016</b>	<b>811</b>	<b>1205</b>	<b>z</b>	<b>1842</b>	<b>803</b>	<b>1039</b>	<b>z</b>	<b>3858</b>	<b>1614</b>	<b>2244</b>
Cluster 1	z	576	250	326	z	549	262	287	z	1125	512	613
Cluster 2	z	355	137	218	z	311	135	176	z	666	272	394
Cluster 3	z	224	92	132	z	202	98	104	z	426	190	236
Cluster 4	z	426	164	262	z	424	159	265	z	850	323	527
Cluster 5	z	193	72	121	z	173	75	98	z	366	147	219
Cluster 6	z	242	96	146	z	183	74	109	z	425	170	255

**Note :**

z - Classes are not fixed, hence, number of classes is not applicable.

## 2.1.6 NUMBER OF CLASSES, NEW AND REPEATERS, 2016

## 2.1.6.1 PRE-PRIMARY AND PRIMARY

Education Level	Cls	New			Repeaters			Total		
		MF	M	F	MF	M	F	MF	M	F
<b>Primary Education Total</b>	<b>1486</b>	<b>25093</b>	<b>13189</b>	<b>11904</b>	<b>224</b>	<b>150</b>	<b>74</b>	<b>25317</b>	<b>13339</b>	<b>11978</b>
Normal	<b>1500</b>	<b>24273</b>	12636	11637	<b>70</b>	49	21	<b>24343</b>	<b>12685</b>	<b>11658</b>
Special Education	<b>0</b>	<b>820</b>	553	267	<b>154</b>	101	53	<b>974</b>	<b>654</b>	<b>320</b>
<b>Pre-Primary (Pre school) Total</b>	<b>198</b>	<b>3020</b>	<b>1563</b>	<b>1457</b>	<b>15</b>	<b>10</b>	<b>5</b>	<b>3035</b>	<b>1573</b>	<b>1462</b>
Normal	198	2931	1504	1427	4	3	1	<b>2935</b>	<b>1507</b>	<b>1428</b>
Special Education	x	89	59	30	11	7	4	<b>100</b>	<b>66</b>	<b>34</b>
<b>Primary Total</b>	<b>1288</b>	<b>22073</b>	<b>11626</b>	<b>10447</b>	<b>209</b>	<b>140</b>	<b>69</b>	<b>22282</b>	<b>11766</b>	<b>10516</b>
<b>Year 1</b>	<b>199</b>	<b>3367</b>	<b>1757</b>	<b>1610</b>	<b>19</b>	<b>15</b>	<b>4</b>	<b>3386</b>	<b>1772</b>	<b>1614</b>
Normal	199	3255	1682	1573	7	7	0	<b>3262</b>	<b>1689</b>	<b>1573</b>
Special Education	x	112	75	37	12	8	4	<b>124</b>	<b>83</b>	<b>41</b>
<b>Year 2</b>	<b>202</b>	<b>3529</b>	<b>1878</b>	<b>1651</b>	<b>39</b>	<b>24</b>	<b>15</b>	<b>3568</b>	<b>1902</b>	<b>1666</b>
Normal	202	3380	1769	1611	14	9	5	<b>3394</b>	<b>1778</b>	<b>1616</b>
Special Education	x	149	109	40	25	15	10	<b>174</b>	<b>124</b>	<b>50</b>
<b>Year 3</b>	<b>204</b>	<b>3539</b>	<b>1835</b>	<b>1704</b>	<b>49</b>	<b>25</b>	<b>24</b>	<b>3588</b>	<b>1860</b>	<b>1728</b>
Normal	204	3404	1753	1651	15	9	6	<b>3419</b>	<b>1762</b>	<b>1657</b>
Special Education	x	135	82	53	34	16	18	<b>169</b>	<b>98</b>	<b>71</b>
<b>Year 4</b>	<b>222</b>	<b>3965</b>	<b>2084</b>	<b>1881</b>	<b>36</b>	<b>26</b>	<b>10</b>	<b>4001</b>	<b>2110</b>	<b>1891</b>
Normal	222	3846	2001	1845	17	10	7	<b>3863</b>	<b>2011</b>	<b>1852</b>
Special Education	x	119	83	36	19	16	3	<b>138</b>	<b>99</b>	<b>39</b>
<b>Year 5</b>	<b>219</b>	<b>3759</b>	<b>1993</b>	<b>1766</b>	<b>41</b>	<b>31</b>	<b>10</b>	<b>3800</b>	<b>2024</b>	<b>1776</b>
Normal	219	3639	1913	1726	12	10	2	<b>3651</b>	<b>1923</b>	<b>1728</b>
Special Education	x	120	80	40	29	21	8	<b>149</b>	<b>101</b>	<b>48</b>
<b>Year 6</b>	<b>242</b>	<b>3914</b>	<b>2079</b>	<b>1835</b>	<b>25</b>	<b>19</b>	<b>6</b>	<b>3939</b>	<b>2098</b>	<b>1841</b>
Normal	242	3818	2014	1804	1	1	0	<b>3819</b>	<b>2015</b>	<b>1804</b>
Special Education	x	96	65	31	24	18	6	<b>120</b>	<b>83</b>	<b>37</b>

**Note:**

x - Normal classes are inclusive of special education.

## 2.1.6 NUMBER OF CLASSES, NEW AND REPEATERS, 2016

## 2.1.6.2 SECONDARY

Education Level	Cls	New			Repeaters			Total		
		MF	M	F	MF	M	F	MF	M	F
<b>Secondary Total</b>	<b>858</b>	<b>26706</b>	<b>13863</b>	<b>12843</b>	<b>949</b>	<b>606</b>	<b>343</b>	<b>27655</b>	<b>14469</b>	<b>13186</b>
<b>Year 7</b>	<b>246</b>	<b>5088</b>	<b>2650</b>	<b>2438</b>	<b>109</b>	<b>85</b>	<b>24</b>	<b>5197</b>	<b>2735</b>	<b>2462</b>
Normal	222	5003	2586	2417	108	84	24	5111	2670	2441
Pre Vocational	24	85	64	21	1	1	0	86	65	21
<b>Year 8</b>	<b>246</b>	<b>5200</b>	<b>2726</b>	<b>2474</b>	<b>114</b>	<b>78</b>	<b>36</b>	<b>5314</b>	<b>2804</b>	<b>2510</b>
Normal	225	5084	2635	2449	114	78	36	5198	2713	2485
Pre Vocational	21	116	91	25	0	0	0	116	91	25
<b>Year 9</b>	<b>290</b>	<b>5570</b>	<b>2863</b>	<b>2707</b>	<b>111</b>	<b>76</b>	<b>35</b>	<b>5681</b>	<b>2939</b>	<b>2742</b>
Science Stream (4 Years 'General Programme')	32	518	215	303	0	0	0	518	215	303
Science Stream (5 Years 'General Programme')	45	886	371	515	0	0	0	886	371	515
Arts Stream (4 Years 'General Programme')	4	96	43	53	0	0	0	96	43	53
Arts Stream (5 Years 'General Programme')	83	1951	957	994	17	10	7	1968	967	1001
Applied Education Programme - 3 Years	64	1425	804	621	56	41	15	1481	845	636
Special Applied Programme (SAP) - 3 Years	39	606	422	184	37	25	12	643	447	196
Special Education Needs Programme (Pra Vok)	23	88	51	37	1	0	1	89	51	38
Specialised Education Programme	0	0	0	0	0	0	0	0	0	0
<b>Year 10</b>	<b>287</b>	<b>5568</b>	<b>2872</b>	<b>2696</b>	<b>76</b>	<b>46</b>	<b>30</b>	<b>5644</b>	<b>2918</b>	<b>2726</b>
Science Stream (4 Years 'General Programme')	29	415	191	224	1	1	0	416	192	224
Science Stream (5 Years 'General Programme')	39	785	303	482	0	0	0	785	303	482
Arts Stream (4 Years 'General Programme')	3	79	41	38	0	0	0	79	41	38
Arts Stream (5 Years 'General Programme')	89	2102	1038	1064	12	5	7	2114	1043	1071
Applied Education Programme - 3 Years	72	1625	892	733	52	31	21	1677	923	754
Special Applied Programme (SAP) - 3 Years	31	407	298	109	11	9	2	418	307	111
Special Education Needs Programme (Pra Vok)	19	95	69	26	0	0	0	95	69	26
Specialised Education Programme	5	60	40	20	0	0	0	60	40	20
<b>Year 11</b>	<b>282</b>	<b>5280</b>	<b>2752</b>	<b>2528</b>	<b>539</b>	<b>321</b>	<b>218</b>	<b>5819</b>	<b>3073</b>	<b>2746</b>
Science Stream (4 Years 'General Programme')	0	0	0	0	0	0	0	0	0	0
Science Stream (5 Years 'General Programme')	47	1012	430	582	21	11	10	1033	441	592
Arts Stream (5 Years 'General Programme')	98	2178	1086	1092	285	158	127	2463	1244	1219
Applied Education Programme - 3 Years	84	1580	892	688	233	152	81	1813	1044	769
Special Applied Programme (SAP) - 3 Years	29	390	266	124	0	0	0	390	266	124
Special Education Needs Programme (Pra Vok)	18	51	36	15	0	0	0	51	36	15
Specialised Education Programme	6	69	42	27	0	0	0	69	42	27

## 2.1.6.3 SIXTH FORM

Education Level	Cls	New			Repeaters			Total		
		MF	M	F	MF	M	F	MF	M	F
<b>Sixth Form Total</b>	<b>z</b>	<b>3828</b>	<b>1601</b>	<b>2227</b>	<b>30</b>	<b>13</b>	<b>17</b>	<b>3858</b>	<b>1614</b>	<b>2244</b>
<b>Lower Sixth Form</b>	<b>z</b>	<b>2003</b>	<b>807</b>	<b>1196</b>	<b>13</b>	<b>4</b>	<b>9</b>	<b>2016</b>	<b>811</b>	<b>1205</b>
Science	z	1154	488	666	5	1	4	1159	489	670
Art	z	849	319	530	8	3	5	857	322	535
<b>Upper Sixth Form</b>	<b>z</b>	<b>1825</b>	<b>794</b>	<b>1031</b>	<b>17</b>	<b>9</b>	<b>8</b>	<b>1842</b>	<b>803</b>	<b>1039</b>
Science	z	992	487	505	6	3	3	998	490	508
Art	z	833	307	526	11	6	5	844	313	531

**Note:**

z - Classes are not fixed, hence, number of classes is not applicable.

## 2.1.7 ENROLMENT BY AGE AND EDUCATION LEVEL, 2016

## 2.1.7.1 PRE-PRIMARY AND PRIMARY

Education Level	Gender	Age (years)								Total
		≤ 5	6	7	8	9	10	11	≥ 12	
Pre-Primary and Primary Education Total	MF	2432	3134	3707	3547	3822	3954	3683	1038	25317
	M	1277	1607	1946	1844	2044	2094	1945	582	13339
	F	1155	1527	1761	1703	1778	1860	1738	456	11978
Pre-Primary Total	MF	2243	778	13	0	1	0	0	0	3035
	M	1161	404	7	0	1	0	0	0	1573
	F	1082	374	6	0	0	0	0	0	1462
Primary Total	MF	189	2356	3694	3547	3821	3954	3683	1038	22282
	M	116	1203	1939	1844	2043	2094	1945	582	11766
	F	73	1153	1755	1703	1778	1860	1738	456	10516
Year 1	MF	178	2069	1117	18	3	1	0	0	3386
	M	112	1051	591	14	3	1	0	0	1772
	F	66	1018	526	4	0	0	0	0	1614
Year 2	MF	11	287	2280	954	29	6	1	0	3568
	M	4	152	1205	515	20	5	1	0	1902
	F	7	135	1075	439	9	1	0	0	1666
Year 3	MF	0	0	273	2298	954	37	21	5	3588
	M	0	0	129	1175	514	25	15	2	1860
	F	0	0	144	1123	440	12	6	3	1728
Year 4	MF	0	0	23	274	2518	1142	27	17	4001
	M	0	0	13	138	1330	605	16	8	2110
	F	0	0	10	136	1188	537	11	9	1891
Year 5	MF	0	0	1	3	275	2431	1020	70	3800
	M	0	0	1	2	144	1282	557	38	2024
	F	0	0	0	1	131	1149	463	32	1776
Year 6	MF	0	0	0	0	42	337	2614	946	3939
	M	0	0	0	0	32	176	1356	534	2098
	F	0	0	0	0	10	161	1258	412	1841

**2.1.7 ENROLMENT BY AGE AND EDUCATION LEVEL, 2016****2.1.7.2 SECONDARY**

Education Level	Gender	Age (years)								Total
		≤ 11	12	13	14	15	16	17	≥ 18	
<b>Secondary Education Total</b>	<b>MF</b>	<b>825</b>	<b>4340</b>	<b>5415</b>	<b>5525</b>	<b>5512</b>	<b>4241</b>	<b>1389</b>	<b>408</b>	<b>27655</b>
	<b>M</b>	<b>432</b>	<b>2186</b>	<b>2791</b>	<b>2849</b>	<b>2849</b>	<b>2300</b>	<b>790</b>	<b>272</b>	<b>14469</b>
	<b>F</b>	<b>393</b>	<b>2154</b>	<b>2624</b>	<b>2676</b>	<b>2663</b>	<b>1941</b>	<b>599</b>	<b>136</b>	<b>13186</b>
Year 7	MF	759	3371	946	88	24	7	2	0	<b>5197</b>
	M	404	1727	515	61	19	7	2	0	<b>2735</b>
	F	355	1644	431	27	5	0	0	0	<b>2462</b>
Year 8	MF	64	945	3207	910	143	41	4	0	<b>5314</b>
	M	26	451	1682	511	102	28	4	0	<b>2804</b>
	F	38	494	1525	399	41	13	0	0	<b>2510</b>
Year 9	MF	2	24	1203	3162	1060	185	35	10	<b>5681</b>
	M	2	8	555	1635	587	117	27	8	<b>2939</b>
	F	0	16	648	1527	473	68	8	2	<b>2742</b>
Year 10	MF	0	0	55	1284	2974	1105	180	46	<b>5644</b>
	M	0	0	35	595	1509	626	117	36	<b>2918</b>
	F	0	0	20	689	1465	479	63	10	<b>2726</b>
Year 11	MF	0	0	4	81	1311	2903	1168	352	<b>5819</b>
	M	0	0	4	47	632	1522	640	228	<b>3073</b>
	F	0	0	0	34	679	1381	528	124	<b>2746</b>

**2.1.7.3 SIXTH FORM**

Education Level	Gender	Age (years)					Total
		≤ 14	15	16	17	≥ 18	
<b>Sixth Form Total</b>	<b>MF</b>	<b>5</b>	<b>318</b>	<b>1105</b>	<b>1454</b>	<b>976</b>	<b>3858</b>
	<b>M</b>	<b>3</b>	<b>121</b>	<b>496</b>	<b>580</b>	<b>414</b>	<b>1614</b>
	<b>F</b>	<b>2</b>	<b>197</b>	<b>609</b>	<b>874</b>	<b>562</b>	<b>2244</b>
Lower Sixth Form	M	5	301	801	726	183	<b>2016</b>
	F	3	119	346	263	80	<b>811</b>
	M	2	182	455	463	103	<b>1205</b>
Upper Sixth Form	MF	0	17	304	728	793	<b>1842</b>
	M	0	2	150	317	334	<b>803</b>
	F	0	15	154	411	459	<b>1039</b>

## 2.1.8 ENROLMENT BY RACE AND EDUCATION LEVEL, 2016

## 2.1.8.1 PRE-PRIMARY AND PRIMARY

Education Level	Gender	Race										
		Malay		Other Indigenous		Chinese		Others		Total		
		C	NC	C	NC	C	NC	C	NC	C	NC	CNC
<b>Pre-Primary and Primary Total</b>	MF	<b>22442</b>	<b>525</b>	<b>1020</b>	<b>204</b>	<b>252</b>	<b>120</b>	<b>406</b>	<b>348</b>	<b>24120</b>	<b>1197</b>	<b>25317</b>
	M	<b>11846</b>	<b>278</b>	<b>536</b>	<b>113</b>	<b>131</b>	<b>55</b>	<b>205</b>	<b>175</b>	<b>12718</b>	<b>621</b>	<b>13339</b>
	F	<b>10596</b>	<b>247</b>	<b>484</b>	<b>91</b>	<b>121</b>	<b>65</b>	<b>201</b>	<b>173</b>	<b>11402</b>	<b>576</b>	<b>11978</b>
<b>Pre-Primary Total</b>	MF	<b>2706</b>	<b>68</b>	<b>107</b>	<b>32</b>	<b>14</b>	<b>4</b>	<b>60</b>	<b>44</b>	<b>2887</b>	<b>148</b>	<b>3035</b>
	M	<b>1398</b>	<b>35</b>	<b>57</b>	<b>20</b>	<b>7</b>	<b>3</b>	<b>27</b>	<b>26</b>	<b>1489</b>	<b>84</b>	<b>1573</b>
	F	<b>1308</b>	<b>33</b>	<b>50</b>	<b>12</b>	<b>7</b>	<b>1</b>	<b>33</b>	<b>18</b>	<b>1398</b>	<b>64</b>	<b>1462</b>
<b>Primary Total</b>	MF	<b>19736</b>	<b>457</b>	<b>913</b>	<b>172</b>	<b>238</b>	<b>116</b>	<b>346</b>	<b>304</b>	<b>21233</b>	<b>1049</b>	<b>22282</b>
	M	<b>10448</b>	<b>243</b>	<b>479</b>	<b>93</b>	<b>124</b>	<b>52</b>	<b>178</b>	<b>149</b>	<b>11229</b>	<b>537</b>	<b>11766</b>
	F	<b>9288</b>	<b>214</b>	<b>434</b>	<b>79</b>	<b>114</b>	<b>64</b>	<b>168</b>	<b>155</b>	<b>10004</b>	<b>512</b>	<b>10516</b>
Year 1	MF	2953	94	148	29	30	12	74	46	3205	181	3386
	M	1542	52	77	17	19	7	37	21	1675	97	1772
	F	1411	42	71	12	11	5	37	25	1530	84	1614
Year 2	MF	3200	78	118	30	30	12	44	56	3392	176	3568
	M	1711	39	64	17	14	4	20	33	1809	93	1902
	F	1489	39	54	13	16	8	24	23	1583	83	1666
Year 3	MF	3148	79	174	28	37	20	64	38	3423	165	3588
	M	1640	40	88	16	17	12	28	19	1773	87	1860
	F	1508	39	86	12	20	8	36	19	1650	78	1728
Year 4	MF	3592	71	134	29	38	26	59	52	3823	178	4001
	M	1905	38	66	17	20	7	34	23	2025	85	2110
	F	1687	33	68	12	18	19	25	29	1798	93	1891
Year 5	MF	3361	65	166	24	47	25	55	57	3629	171	3800
	M	1793	37	89	9	26	12	30	28	1938	86	2024
	F	1568	28	77	15	21	13	25	29	1691	85	1776
Year 6	MF	3482	70	173	32	56	21	50	55	3761	178	3939
	M	1857	37	95	17	28	10	29	25	2009	89	2098
	F	1625	33	78	15	28	11	21	30	1752	89	1841



## 2.1.8 ENROLMENT BY RACE AND EDUCATION LEVEL, 2016

## 2.1.8.2 SECONDARY

Education Level	Gender	Race										
		Malay		Other Indigenous		Chinese		Others		Total		
		C	NC	C	NC	C	NC	C	NC	C	NC	CNC
<b>Secondary Education Total</b>	<b>MF</b>	<b>24448</b>	<b>384</b>	<b>1106</b>	<b>171</b>	<b>677</b>	<b>358</b>	<b>232</b>	<b>279</b>	<b>26463</b>	<b>1192</b>	<b>27655</b>
	<b>M</b>	<b>12837</b>	<b>209</b>	<b>542</b>	<b>97</b>	<b>341</b>	<b>203</b>	<b>118</b>	<b>122</b>	<b>13838</b>	<b>631</b>	<b>14469</b>
	<b>F</b>	<b>11611</b>	<b>175</b>	<b>564</b>	<b>74</b>	<b>336</b>	<b>155</b>	<b>114</b>	<b>157</b>	<b>12625</b>	<b>561</b>	<b>13186</b>
Year 7	MF	4622	77	194	38	116	57	40	53	4972	225	5197
	M	2454	37	93	23	54	33	17	24	2618	117	2735
	F	2168	40	101	15	62	24	23	29	2354	108	2462
Year 8	MF	4649	78	266	38	112	72	50	49	5077	237	5314
	M	2464	49	126	25	51	39	31	19	2672	132	2804
	F	2185	29	140	13	61	33	19	30	2405	105	2510
Year 9	MF	5005	87	214	36	142	71	62	64	5423	258	5681
	M	2597	40	108	21	72	41	32	28	2809	130	2939
	F	2408	47	106	15	70	30	30	36	2614	128	2742
Year 10	MF	5010	58	187	25	172	83	40	69	5409	235	5644
	M	2576	37	109	11	91	49	18	27	2794	124	2918
	F	2434	21	78	14	81	34	22	42	2615	111	2726
Year 11	MF	5162	84	245	34	135	75	40	44	5582	237	5819
	M	2746	46	106	17	73	41	20	24	2945	128	3073
	F	2416	38	139	17	62	34	20	20	2637	109	2746

## 2.1.8.3 SIXTH FORM

Education Level	Gender	Race										
		Malay		Other Indigenous		Chinese		Others		Total		
		C	NC	C	NC	C	NC	C	NC	C	NC	CNC
<b>Sixth Form Total</b>	<b>MF</b>	<b>2972</b>	<b>45</b>	<b>155</b>	<b>11</b>	<b>362</b>	<b>197</b>	<b>47</b>	<b>69</b>	<b>3536</b>	<b>322</b>	<b>3858</b>
	<b>M</b>	<b>1198</b>	<b>19</b>	<b>74</b>	<b>2</b>	<b>172</b>	<b>95</b>	<b>17</b>	<b>37</b>	<b>1461</b>	<b>153</b>	<b>1614</b>
	<b>F</b>	<b>1774</b>	<b>26</b>	<b>81</b>	<b>9</b>	<b>190</b>	<b>102</b>	<b>30</b>	<b>32</b>	<b>2075</b>	<b>169</b>	<b>2244</b>
Lower Sixth Form	MF	1532	26	86	5	194	105	28	40	1840	176	2016
	M	604	8	37	1	84	49	11	17	736	75	811
	F	928	18	49	4	110	56	17	23	1104	101	1205
Upper Sixth Form	MF	1440	19	69	6	168	92	19	29	1696	146	1842
	M	594	11	37	1	88	46	6	20	725	78	803
	F	846	8	32	5	80	46	13	9	971	68	1039

**2.1.9 TEACHERS' ACADEMIC QUALIFICATION AND TERMS OF SERVICE BY EDUCATION LEVEL, 2016**

Categories	Education Level																	
	Pre-Primary (Pre school)			Primary			Secondary						Sixth Form			Total		
							Year 7 & 8			Year 9, 10 & 11								
	T	M	F	T	M	F	T	M	F	T	M	F	T	M	F	T	M	F
<b>Nationality</b>	<b>252</b>	<b>18</b>	<b>234</b>	<b>2615<sup>(i)</sup></b>	<b>610<sup>(i)</sup></b>	<b>2005<sup>(i)</sup></b>	<b>1084<sup>(i)</sup></b>	<b>293<sup>(i)</sup></b>	<b>791<sup>(i)</sup></b>	<b>2196<sup>(i)</sup></b>	<b>675<sup>(i)</sup></b>	<b>1521<sup>(i)</sup></b>	<b>537<sup>(i)</sup></b>	<b>179<sup>(i)</sup></b>	<b>358<sup>(i)</sup></b>	<b>6684</b>	<b>1775</b>	<b>4909</b>
Citizens	215	8	207	2552	595	1957	1009	247	762	2061	608	1453	475	134	341	6312	1592	4720
Non-Citizens	37	10	27	63	15	48	75	46	29	135	67	68	62	45	17	372	183	189
<b>Academic Qualification</b>	<b>252</b>	<b>18</b>	<b>234</b>	<b>2615<sup>(i)</sup></b>	<b>610<sup>(i)</sup></b>	<b>2005<sup>(i)</sup></b>	<b>1084<sup>(i)</sup></b>	<b>293<sup>(i)</sup></b>	<b>791<sup>(i)</sup></b>	<b>2196<sup>(i)</sup></b>	<b>675<sup>(i)</sup></b>	<b>1521<sup>(i)</sup></b>	<b>537<sup>(i)</sup></b>	<b>179<sup>(i)</sup></b>	<b>358<sup>(i)</sup></b>	<b>6684</b>	<b>1775</b>	<b>4909</b>
Ph.D.	0	0	0	0	0	0	1	0	1	3	1	2	3	3	0	7	4	3
Master's Degree	27	4	23	238	25	213	119	23	96	342	83	259	285	89	196	1011	224	787
Post Graduate	0	0	0	0	0	0	0	0	0	0	0	0	0	0	0	0	0	0
Bachelor's Degree	81	12	69	1020	247	773	794	219	575	1642	515	1127	248	87	161	3785	1080	2705
HND	38	1	37	442	105	337	52	15	37	130	49	81	1	0	1	663	170	493
HNC	22	1	21	181	50	131	32	14	18	29	12	17	0	0	0	264	77	187
ND	38	0	38	390	118	272	60	13	47	27	7	20	0	0	0	515	138	377
City and Guilds	0	0	0	0	0	0	0	0	0	0	0	0	0	0	0	0	0	0
BC GCE A Level, STPU, SPS, STP	27	0	27	156	20	136	12	6	6	10	2	8	0	0	0	205	28	177
BC GCE O Level, SPU, SPS, STP	18	0	18	163	41	122	14	3	11	13	6	7	0	0	0	208	50	158
BJCE, PMB	1	0	1	11	0	11	0	0	0	0	0	0	0	0	0	12	0	12
PSR & below	0	0	0	3	2	1	0	0	0	0	0	0	0	0	0	3	2	1
Others	0	0	0	11	2	9	0	0	0	0	0	0	0	0	0	11	2	9
<b>Trained and Untrained Teachers</b>	<b>252</b>	<b>18</b>	<b>234</b>	<b>2615<sup>(i)</sup></b>	<b>610<sup>(i)</sup></b>	<b>2005<sup>(i)</sup></b>	<b>1084<sup>(i)</sup></b>	<b>293<sup>(i)</sup></b>	<b>791<sup>(i)</sup></b>	<b>2196<sup>(i)</sup></b>	<b>675<sup>(i)</sup></b>	<b>1521<sup>(i)</sup></b>	<b>537<sup>(i)</sup></b>	<b>179<sup>(i)</sup></b>	<b>358<sup>(i)</sup></b>	<b>6684</b>	<b>1775</b>	<b>4909</b>
Trained Teachers	250	18	232	2598	606	1992	1059	287	772	2161	663	1498	514	172	342	6582	1746	4836
Untrained Teachers	2	0	2	17	4	13	25	6	19	35	12	23	23	7	16	102	29	73
<b>Terms of Service</b>	<b>252</b>	<b>18</b>	<b>234</b>	<b>2615<sup>(i)</sup></b>	<b>610<sup>(i)</sup></b>	<b>2005<sup>(i)</sup></b>	<b>1084<sup>(i)</sup></b>	<b>293<sup>(i)</sup></b>	<b>791<sup>(i)</sup></b>	<b>2196<sup>(i)</sup></b>	<b>675<sup>(i)</sup></b>	<b>1521<sup>(i)</sup></b>	<b>537<sup>(i)</sup></b>	<b>179<sup>(i)</sup></b>	<b>358<sup>(i)</sup></b>	<b>6684</b>	<b>1775</b>	<b>4909</b>
<b>Permanent:</b>																		
Pension	6	2	4	118	59	59	30	6	24	112	47	65	39	9	30	305	123	182
TAP	206	6	200	2366	524	1842	799	191	608	1702	486	1216	337	99	238	5410	1306	4104
Probation	1	0	1	22	5	17	123	34	89	182	59	123	74	20	54	402	118	284
Month to Month	1	0	1	12	2	10	11	3	8	21	2	19	9	3	6	54	10	44
Daily Paid	0	0	0	22	3	19	44	16	28	44	17	27	16	3	13	126	39	87

**Note:**

(i) - Teachers teaching more than one level of education are included in the level based on the highest number of teaching periods or number of classes taught.

**2.1.10 TEACHERS' AGE GROUP AND YEARS OF SERVICE BY EDUCATION LEVEL, 2016**

Categories	Education Level																	
	Pre-Primary (Pre school)			Primary			Secondary						Sixth Form			Total		
							Year 7 & 8			Year 9, 10 & 11								
	MF	M	F	MF	M	F	MF	M	F	MF	M	F	MF	M	F	MF	M	F
<b>Age Group</b>	<b>252</b>	<b>18</b>	<b>234</b>	<b>2615</b>	<b>610</b>	<b>2005</b>	<b>1084</b>	<b>293</b>	<b>791</b>	<b>2196</b>	<b>675</b>	<b>1521</b>	<b>537</b>	<b>179</b>	<b>358</b>	<b>6642</b>	<b>1775</b>	<b>4909</b>
24 and below	0	0	0	7	2	5	16	6	10	10	2	8	6	0	6	39	10	29
25 - 29	24	1	23	205	61	144	135	38	97	209	64	145	57	10	47	630	174	456
30 -34	59	5	54	599	155	444	348	80	268	548	169	379	126	31	95	1680	440	1240
35 - 39	36	3	33	681	172	509	294	91	203	666	211	455	121	31	90	1798	508	1290
40 - 44	30	4	26	427	108	319	151	43	108	367	90	277	82	32	50	1057	277	780
45 - 49	26	1	25	336	60	276	66	18	48	194	62	132	51	22	29	673	163	510
50 - 54	26	2	24	195	47	148	41	11	30	144	56	88	49	19	30	455	135	320
55 - 59	48	1	47	160	4	156	31	4	27	48	15	33	23	14	9	310	38	272
60 & above	3	1	2	5	1	4	2	2	0	10	6	4	22	20	2	42	30	12
<b>Service (Year)</b>	<b>252</b>	<b>18</b>	<b>234</b>	<b>2615</b>	<b>610</b>	<b>2005</b>	<b>1084</b>	<b>293</b>	<b>791</b>	<b>2196</b>	<b>675</b>	<b>1521</b>	<b>537</b>	<b>179</b>	<b>358</b>	<b>6684</b>	<b>1775</b>	<b>4909</b>
Below 1	5	1	4	15	3	12	31	7	24	30	10	20	9	2	7	90	23	67
1 - 2	14	2	12	68	13	55	93	41	52	148	59	89	34	8	26	357	123	234
3 - 5	17	3	14	137	41	96	115	37	78	170	51	119	53	13	40	492	145	347
6 - 10	60	4	56	659	182	477	387	101	286	627	223	404	124	39	85	1857	549	1308
11 - 15	41	2	39	689	160	529	291	79	212	702	187	515	163	51	112	1886	479	1407
16 - 20	33	2	31	374	107	267	79	18	61	273	81	192	79	39	40	838	247	591
21 - 25	13	2	11	313	65	248	36	4	32	132	36	96	51	19	32	545	126	419
26 - 30	16	2	14	162	18	144	38	5	33	81	21	60	18	4	14	315	50	265



## SECTION 2.2

---

EDUCATION STATISTICS  
PRE-PRIMARY, PRIMARY,  
SECONDARY AND SIXTH FORM  
MINISTRY OF RELIGIOUS AFFAIRS  
2016





**2.2.1 NUMBER OF SCHOOLS BY EDUCATION LEVEL AND DISTRICT, 2016**

District	Education Level				
	Pre-Primary* (Pre school)	Primary	Secondary	Sixth Form	Total
<b>Total</b>	<b>z</b>	<b>5</b>	<b>2</b>	<b>1</b>	<b>8</b>
Brunei Muara	z	2	2	1	5
Tutong	z	1	x	0	1
Belait	z	1	x	0	1
Temburong	z	1	x	0	1

**2.2.2 NUMBER OF TEACHERS BY EDUCATION LEVEL AND DISTRICT, 2016**

District	Education Level														
	Pre-Primary* (Pre school)			Primary			Secondary			Sixth Form			Total		
	MF	M	F	MF	M	F	MF	M	F	MF	M	F	MF	M	F
<b>Total</b>	<b>z</b>	<b>z</b>	<b>z</b>	<b>183<sup>(i)</sup></b>	<b>57<sup>(i)</sup></b>	<b>126<sup>(i)</sup></b>	<b>301<sup>(i)</sup></b>	<b>84<sup>(i)</sup></b>	<b>217<sup>(i)</sup></b>	<b>62<sup>(i)</sup></b>	<b>14<sup>(i)</sup></b>	<b>48<sup>(i)</sup></b>	<b>546</b>	<b>155</b>	<b>391</b>
Brunei Muara	z	z	z	134	35	99	236	65	171	62	14	48	432	114	318
Tutong	z	z	z	24	14	10	50	16	34	0	0	0	74	30	44
Belait	z	z	z	12	5	7	11	2	9	0	0	0	23	7	16
Temburong	z	z	z	13	3	10	4	1	3	0	0	0	17	4	13

**2.2.3 ENROLMENT BY EDUCATION LEVEL AND DISTRICT, 2016**

District	Education Level																	
	Pre-Primary* (Pre school)			Primary			Secondary			Sixth Form			Diploma 'Aliyah Qiraat <sup>(ii)</sup>			Total		
	MF	M	F	MF	M	F	MF	M	F	MF	M	F	MF	M	F	MF	M	F
<b>Total</b>	<b>z</b>	<b>z</b>	<b>z</b>	<b>1852</b>	<b>806</b>	<b>1046</b>	<b>2677</b>	<b>1260</b>	<b>1417</b>	<b>491</b>	<b>188</b>	<b>303</b>	<b>44</b>	<b>28</b>	<b>16</b>	<b>5064</b>	<b>2282</b>	<b>2782</b>
Brunei Muara	z	z	z	1485	634	851	2039	735	1304	491	188	303	44	28	16	4059	1585	2474
Tutong	z	z	z	186	85	101	521	488	33	0	0	0	0	0	0	707	573	134
Belait	z	z	z	122	66	56	81	30	51	0	0	0	0	0	0	203	96	107
Temburong	z	z	z	59	21	38	36	7	29	0	0	0	0	0	0	95	28	67

**Note :**

z - All Arabic schools do not conduct pre-primary education

x - Schools conducting multiple levels of education are included in the lowest level of education (e.g schools conducting both primary and secondary will be included in primary).

(i) - Teachers teaching more than one level of education are included in the level based on the highest number of teaching periods or number of classes taught.

(ii) - One of the arabic institutions (Institut Tahfiz Al-Quran Sultan Haji Hassanal Bolkiah) conducts both secondary and Diploma 'Aliyah Qiraat programme.



### 2.2.4 NUMBER OF CLASSES, ENROLMENT AND NUMBER OF TEACHERS BY EDUCATION LEVEL, 2016

Education Level	Cls	Enrolment			Number of Teachers		
		MF	M	F	MF	M	F
<b>Overall Total</b>	<b>214</b>	<b>5064</b>	<b>2282</b>	<b>2782</b>	<b>546</b>	<b>155</b>	<b>391</b>
<b>Primary Education Total</b>	<b>71</b>	<b>1852</b>	<b>806</b>	<b>1046</b>	<b>183<sup>(i)</sup></b>	<b>57<sup>(i)</sup></b>	<b>126<sup>(i)</sup></b>
Year 5	39	1019	439	580	183	57	126
Year 6	32	833	367	466			
<b>Secondary Education Total</b>	<b>117</b>	<b>2677</b>	<b>1260</b>	<b>1417</b>	<b>301<sup>(i)</sup></b>	<b>84<sup>(i)</sup></b>	<b>217<sup>(i)</sup></b>
Year 7	28	701	300	401	133	37	96
Year 8	24	542	218	324			
Year 9	26	563	282	281	168	47	121
Year 10	23	498	284	214			
Year 11	16	373	176	197			
<b>Sixth Form Education Total</b>	<b>23</b>	<b>491</b>	<b>188</b>	<b>303</b>	<b>62<sup>(i)</sup></b>	<b>14<sup>(i)</sup></b>	<b>48<sup>(i)</sup></b>
Lower Sixth Form	14	312	136	176	62	14	48
Upper Sixth Form	9	179	52	127			
<b>'Aliyah Qiraat</b>	<b>3</b>	<b>44</b>	<b>28</b>	<b>16</b>			
Year 1	1	18	13	5	62	14	48
Year 2	1	15	9	6			
Year 3	1	11	6	5			

**Note :**

z - Classes are not fixed, hence, number of classes is not applicable.

(i) - Teachers teaching more than one level of education are included in the level based on the highest number of teaching periods or number of classes taught.



## 2.2.5 ENROLMENT BY EDUCATION LEVEL AND DISTRICT, 2016

## 2.2.5.1 PRIMARY

District	Education Level											
	Year 5				Year 6				Total			
	Cls	MF	M	F	Cls	MF	M	F	Cls	MF	M	F
<b>Total</b>	<b>39</b>	<b>1019</b>	<b>439</b>	<b>580</b>	<b>32</b>	<b>833</b>	<b>367</b>	<b>466</b>	<b>71</b>	<b>1852</b>	<b>806</b>	<b>1046</b>
Brunei Muara	30	825	349	476	24	660	285	375	54	1485	634	851
Tutong	4	89	40	49	4	97	45	52	8	186	85	101
Belait	3	78	39	39	2	44	27	17	5	122	66	56
Temburong	2	27	11	16	2	32	10	22	4	59	21	38

## 2.2.5.2 SECONDARY

District	Education Level																							
	Year 7				Year 8				Year 9				Year 10				Year 11				Total			
	Cls	MF	M	F	Cls	MF	M	F	Cls	MF	M	F	Cls	MF	M	F	Cls	MF	M	F	Cls	MF	M	F
<b>Total</b>	<b>28</b>	<b>701</b>	<b>300</b>	<b>401</b>	<b>24</b>	<b>542</b>	<b>218</b>	<b>324</b>	<b>26</b>	<b>563</b>	<b>282</b>	<b>281</b>	<b>23</b>	<b>498</b>	<b>284</b>	<b>214</b>	<b>16</b>	<b>373</b>	<b>176</b>	<b>197</b>	<b>117</b>	<b>2677</b>	<b>1260</b>	<b>1417</b>
Brunei Muara	21	569	245	324	19	456	168	288	18	416	135	281	17	370	156	214	10	228	31	197	85	2039	735	1304
Tutong	4	68	35	33	2	33	33	0	8	147	147	0	6	128	128	0	6	145	145	0	26	521	488	33
Belait	2	45	16	29	2	36	14	22	0	0	0	0	0	0	0	0	0	0	0	0	4	81	30	51
Temburong	1	19	4	15	1	17	3	14	0	0	0	0	0	0	0	0	0	0	0	0	2	36	7	29

## 2.2.5.3 SIXTH FORM

District	Education Level											
	Lower Sixth Form				Upper Sixth Form				Total			
	Cls	MF	M	F	Cls	MF	M	F	Cls	MF	M	F
<b>Total</b>	<b>14</b>	<b>312</b>	<b>136</b>	<b>176</b>	<b>9</b>	<b>179</b>	<b>52</b>	<b>127</b>	<b>23</b>	<b>491</b>	<b>188</b>	<b>303</b>
Brunei Muara	14	312	136	176	9	179	52	127	23	491	188	303
Tutong	0	0	0	0	0	0	0	0	0	0	0	0
Belait	0	0	0	0	0	0	0	0	0	0	0	0
Temburong	0	0	0	0	0	0	0	0	0	0	0	0

## 2.2.5.4 'ALIYAHQIRAAT

District	Education Level															
	Year 1				Year 2				Year 3				Total			
	Cls	MF	M	F	Cls	MF	M	F	Cls	MF	M	F	Cls	MF	M	F
<b>Total</b>	<b>1</b>	<b>18</b>	<b>13</b>	<b>5</b>	<b>1</b>	<b>15</b>	<b>9</b>	<b>6</b>	<b>1</b>	<b>11</b>	<b>6</b>	<b>5</b>	<b>3</b>	<b>44</b>	<b>28</b>	<b>16</b>
Brunei Muara	1	18	13	5	1	15	9	6	1	11	6	5	3	44	28	16
Tutong	0	0	0	0	0	0	0	0	0	0	0	0	0	0	0	0
Belait	0	0	0	0	0	0	0	0	0	0	0	0	0	0	0	0
Temburong	0	0	0	0	0	0	0	0	0	0	0	0	0	0	0	0

**2.2.6 NUMBER OF CLASSES, NEW AND REPEATERS BY EDUCATION LEVEL, 2016**

Education Level	Cls	New			Repeaters			Total		
		MF	M	F	MF	M	F	MF	M	F
<b>Overall Total</b>	<b>188</b>	<b>4997</b>	<b>2237</b>	<b>2760</b>	<b>23</b>	<b>17</b>	<b>6</b>	<b>5020</b>	<b>2254</b>	<b>2766</b>
<b>Primary Total</b>	<b>71</b>	<b>1852</b>	<b>806</b>	<b>1046</b>	<b>0</b>	<b>0</b>	<b>0</b>	<b>1852</b>	<b>806</b>	<b>1046</b>
Year 5	39	1019	439	580	0	0	0	1019	439	580
Year 6	32	833	367	466	0	0	0	833	367	466
<b>Secondary Total</b>	<b>117</b>	<b>2661</b>	<b>1249</b>	<b>1412</b>	<b>16</b>	<b>11</b>	<b>5</b>	<b>2677</b>	<b>1260</b>	<b>1417</b>
<b>Year 7</b>	<b>28</b>	<b>698</b>	<b>297</b>	<b>401</b>	<b>3</b>	<b>3</b>	<b>0</b>	<b>701</b>	<b>300</b>	<b>401</b>
<b>Year 8</b>	<b>24</b>	<b>536</b>	<b>213</b>	<b>323</b>	<b>6</b>	<b>5</b>	<b>1</b>	<b>542</b>	<b>218</b>	<b>324</b>
<b>Year 9</b>	<b>26</b>	<b>559</b>	<b>279</b>	<b>280</b>	<b>4</b>	<b>3</b>	<b>1</b>	<b>563</b>	<b>282</b>	<b>281</b>
Science Stream (4 Years 'General Programme')	4	84	25	59	0	0	0	84	25	59
Science Stream (5 Years 'General Programme')	6	113	71	42	0	0	0	113	71	42
Arabic Stream (4 Years 'General Programme')	1	6	6	0	0	0	0	6	6	0
Arabic Stream (5 Years 'General Programme')	15	356	177	179	4	3	1	360	180	180
<b>Year 10</b>	<b>23</b>	<b>497</b>	<b>284</b>	<b>213</b>	<b>1</b>	<b>0</b>	<b>1</b>	<b>498</b>	<b>284</b>	<b>214</b>
Science Stream (4 Years 'General Programme')	4	63	18	45	0	0	0	63	18	45
Science Stream (5 Years 'General Programme')	6	140	77	63	1	0	1	141	77	64
Arabic Stream (4 Years 'General Programme')	1	7	7	0	0	0	0	7	7	0
Arabic Stream (5 Years 'General Programme')	12	287	182	105	0	0	0	287	182	105
<b>Year 11</b>	<b>16</b>	<b>371</b>	<b>176</b>	<b>195</b>	<b>2</b>	<b>0</b>	<b>2</b>	<b>373</b>	<b>176</b>	<b>197</b>
Science Stream (4 Years 'General Programme')	0	0	0	0	0	0	0	0	0	0
Science Stream (5 Years 'General Programme')	2	44	6	38	0	0	0	44	6	38
Arabic Stream (4 Years 'General Programme')	0	0	0	0	0	0	0	0	0	0
Arabic Stream (5 Years 'General Programme')	14	327	170	157	2	0	2	329	170	159
<b>Sixth Form Total</b>	<b>23</b>	<b>484</b>	<b>182</b>	<b>302</b>	<b>7</b>	<b>6</b>	<b>1</b>	<b>491</b>	<b>188</b>	<b>303</b>
<b>Lower Sixth Form</b>	<b>14</b>	<b>312</b>	<b>136</b>	<b>176</b>	<b>0</b>	<b>0</b>	<b>0</b>	<b>312</b>	<b>136</b>	<b>176</b>
Science	2	44	10	34	0	0	0	44	10	34
Arab	12	268	126	142	0	0	0	268	126	142
<b>Upper Sixth Form</b>	<b>9</b>	<b>172</b>	<b>46</b>	<b>126</b>	<b>7</b>	<b>6</b>	<b>1</b>	<b>179</b>	<b>52</b>	<b>127</b>
Science	2	25	4	21	0	0	0	25	4	21
Arab	7	147	42	105	7	6	1	154	48	106
<b>Aliyah Qiraat Total</b>	<b>3</b>	<b>44</b>	<b>28</b>	<b>16</b>	<b>0</b>	<b>0</b>	<b>0</b>	<b>44</b>	<b>28</b>	<b>16</b>
Year 1	1	18	13	5	0	0	0	18	13	5
Year 2	1	15	9	6	0	0	0	15	9	6
Year 3	1	11	6	5	0	0	0	11	6	5

## 2.2.7 ENROLMENT BY AGE AND EDUCATION LEVEL, 2016

## 2.2.7.1 PRIMARY

Education Level	Gender	Age (years)						Total
		≤ 8	9	10	11	12	≥ 13	
<b>Primary Total</b>	<b>MF</b>	<b>0</b>	<b>119</b>	<b>734</b>	<b>739</b>	<b>239</b>	<b>21</b>	<b>1852</b>
	<b>M</b>	<b>0</b>	<b>50</b>	<b>336</b>	<b>294</b>	<b>110</b>	<b>16</b>	<b>806</b>
	<b>F</b>	<b>0</b>	<b>69</b>	<b>398</b>	<b>445</b>	<b>129</b>	<b>5</b>	<b>1046</b>
Year 5	MF	0	118	672	228	1	0	1019
	M	0	49	288	102	0	0	439
	F	0	69	384	126	1	0	580
Year 6	MF	0	1	62	511	238	21	833
	M	0	1	48	192	110	16	367
	F	0	0	14	319	128	5	466

## 2.2.7.2 SECONDARY

Education Level	Gender	Age (years)								Total
		≤ 11	12	13	14	15	16	17	≥ 18	
<b>Secondary Total</b>	<b>MF</b>	<b>57</b>	<b>512</b>	<b>563</b>	<b>608</b>	<b>482</b>	<b>320</b>	<b>118</b>	<b>17</b>	<b>2677</b>
	<b>M</b>	<b>32</b>	<b>208</b>	<b>230</b>	<b>304</b>	<b>259</b>	<b>160</b>	<b>59</b>	<b>8</b>	<b>1260</b>
	<b>F</b>	<b>25</b>	<b>304</b>	<b>333</b>	<b>304</b>	<b>223</b>	<b>160</b>	<b>59</b>	<b>9</b>	<b>1417</b>
Year 7	MF	57	446	163	35	0	0	0	0	701
	M	32	182	67	19	0	0	0	0	300
	F	25	264	96	16	0	0	0	0	401
Year 8	MF	0	66	301	148	16	11	0	0	542
	M	0	26	108	66	14	4	0	0	218
	F	0	40	193	82	2	7	0	0	324
Year 9	MF	0	0	97	322	125	17	2	0	563
	M	0	0	54	156	60	10	2	0	282
	F	0	0	43	166	65	7	0	0	281
Year 10	MF	0	0	2	100	253	135	6	2	498
	M	0	0	1	61	139	76	5	2	284
	F	0	0	1	39	114	59	1	0	214
Year 11	MF	0	0	0	3	88	157	110	15	373
	M	0	0	0	2	46	70	52	6	176
	F	0	0	0	1	42	87	58	9	197

## 2.2.7.3 SIXTH FORM

Education Level	Gender	Age (years)					Total
		≤ 14	15	16	17	≥ 18	
<b>Sixth Form Total</b>	<b>MF</b>	<b>1</b>	<b>18</b>	<b>107</b>	<b>197</b>	<b>168</b>	<b>491</b>
	<b>M</b>	<b>0</b>	<b>9</b>	<b>40</b>	<b>80</b>	<b>59</b>	<b>188</b>
	<b>F</b>	<b>1</b>	<b>9</b>	<b>67</b>	<b>117</b>	<b>109</b>	<b>303</b>
Lower Sixth Form	MF	1	18	97	145	51	312
	M	0	9	38	64	25	136
	F	1	9	59	81	26	176
Upper Sixth Form	MF	0	0	10	52	117	179
	M	0	0	2	16	34	52
	F	0	0	8	36	83	127

## 2.2.7.4 'ALIYAH QIRAAT

Education Level	Gender	Age (years)					Total
		≤ 14	15	16	17	≥ 18	
<b>Aliyah Qiraat Total</b>	<b>MF</b>	<b>0</b>	<b>0</b>	<b>0</b>	<b>1</b>	<b>43</b>	<b>44</b>
	<b>M</b>	<b>0</b>	<b>0</b>	<b>0</b>	<b>0</b>	<b>28</b>	<b>28</b>
	<b>F</b>	<b>0</b>	<b>0</b>	<b>0</b>	<b>1</b>	<b>15</b>	<b>16</b>
Year 1	MF	0	0	0	1	17	18
	M	0	0	0	0	13	13
	F	0	0	0	1	4	5
Year 2	MF	0	0	0	0	15	15
	M	0	0	0	0	9	9
	F	0	0	0	0	6	6
Year 3	MF	0	0	0	0	11	11
	M	0	0	0	0	6	6
	F	0	0	0	0	5	5

## 2.2.8 ENROLMENT BY RACE AND EDUCATION LEVEL, 2016

Education Level	Gender	Race										
		Malay		Other Indigenous		Chinese		Others		Total		
		C	NC	C	NC	C	NC	C	NC	C	NC	CNC
<b>Overall Total</b>	<b>MF</b>	<b>4916</b>	<b>21</b>	<b>39</b>	<b>2</b>	<b>20</b>	<b>3</b>	<b>8</b>	<b>11</b>	<b>4983</b>	<b>37</b>	<b>5020</b>
	<b>M</b>	<b>2201</b>	<b>13</b>	<b>20</b>	<b>0</b>	<b>13</b>	<b>0</b>	<b>5</b>	<b>2</b>	<b>2239</b>	<b>15</b>	<b>2254</b>
	<b>F</b>	<b>2715</b>	<b>8</b>	<b>19</b>	<b>2</b>	<b>7</b>	<b>3</b>	<b>3</b>	<b>9</b>	<b>2744</b>	<b>22</b>	<b>2766</b>
<b>Primary Total</b>	<b>MF</b>	<b>1825</b>	<b>3</b>	<b>8</b>	<b>0</b>	<b>9</b>	<b>0</b>	<b>4</b>	<b>3</b>	<b>1846</b>	<b>6</b>	<b>1852</b>
	<b>M</b>	<b>789</b>	<b>1</b>	<b>5</b>	<b>0</b>	<b>8</b>	<b>0</b>	<b>3</b>	<b>0</b>	<b>805</b>	<b>1</b>	<b>806</b>
	<b>F</b>	<b>1036</b>	<b>2</b>	<b>3</b>	<b>0</b>	<b>1</b>	<b>0</b>	<b>1</b>	<b>3</b>	<b>1041</b>	<b>5</b>	<b>1046</b>
Year 5	MF	1006	2	3	0	5	0	2	1	1016	3	1019
	M	430	1	2	0	4	0	2	0	438	1	439
	F	576	1	1	0	1	0	0	1	578	2	580
Year 6	MF	819	1	5	0	4	0	2	2	830	3	833
	M	359	0	3	0	4	0	1	0	367	0	367
	F	460	1	2	0	0	0	1	2	463	3	466
<b>Secondary Total</b>	<b>MF</b>	<b>2607</b>	<b>17</b>	<b>31</b>	<b>2</b>	<b>9</b>	<b>2</b>	<b>1</b>	<b>8</b>	<b>2648</b>	<b>29</b>	<b>2677</b>
	<b>M</b>	<b>1227</b>	<b>12</b>	<b>15</b>	<b>0</b>	<b>4</b>	<b>0</b>	<b>0</b>	<b>2</b>	<b>1246</b>	<b>14</b>	<b>1260</b>
	<b>F</b>	<b>1380</b>	<b>5</b>	<b>16</b>	<b>2</b>	<b>5</b>	<b>2</b>	<b>1</b>	<b>6</b>	<b>1402</b>	<b>15</b>	<b>1417</b>
Year 7	MF	680	6	7	2	1	0	1	4	689	12	701
	M	291	4	3	0	1	0	0	1	295	5	300
	F	389	2	4	2	0	0	1	3	394	7	401
Year 8	MF	526	5	6	0	1	0	0	4	533	9	542
	M	211	4	2	0	0	0	0	1	213	5	218
	F	315	1	4	0	1	0	0	3	320	4	324
Year 9	MF	547	2	11	0	3	0	0	0	561	2	563
	M	277	2	3	0	0	0	0	0	280	2	282
	F	270	0	8	0	3	0	0	0	281	0	281
Year 10	MF	491	2	2	0	1	2	0	0	494	4	498
	M	279	2	2	0	1	0	0	0	282	2	284
	F	212	0	0	0	0	2	0	0	212	2	214
Year 11	MF	363	2	5	0	3	0	0	0	371	2	373
	M	169	0	5	0	2	0	0	0	176	0	176
	F	194	2	0	0	1	0	0	0	195	2	197
<b>Sixth Form Total</b>	<b>MF</b>	<b>484</b>	<b>1</b>	<b>0</b>	<b>0</b>	<b>2</b>	<b>1</b>	<b>3</b>	<b>0</b>	<b>489</b>	<b>2</b>	<b>491</b>
	<b>M</b>	<b>185</b>	<b>0</b>	<b>0</b>	<b>0</b>	<b>1</b>	<b>0</b>	<b>2</b>	<b>0</b>	<b>188</b>	<b>0</b>	<b>188</b>
	<b>F</b>	<b>299</b>	<b>1</b>	<b>0</b>	<b>0</b>	<b>1</b>	<b>1</b>	<b>1</b>	<b>0</b>	<b>301</b>	<b>2</b>	<b>303</b>
Lower Sixth Form	MF	308	1	0	0	0	1	2	0	310	2	312
	M	135	0	0	0	0	0	1	0	136	0	136
	F	173	1	0	0	0	1	1	0	174	2	176
Upper Sixth Form	MF	176	0	0	0	2	0	1	0	179	0	179
	M	50	0	0	0	1	0	1	0	52	0	52
	F	126	0	0	0	1	0	0	0	127	0	127
<b>'Aliyah Qiraat Total</b>	<b>MF</b>	<b>43</b>	<b>1</b>	<b>0</b>	<b>0</b>	<b>0</b>	<b>0</b>	<b>0</b>	<b>0</b>	<b>43</b>	<b>1</b>	<b>44</b>
	<b>M</b>	<b>28</b>	<b>0</b>	<b>0</b>	<b>0</b>	<b>0</b>	<b>0</b>	<b>0</b>	<b>0</b>	<b>28</b>	<b>0</b>	<b>28</b>
	<b>F</b>	<b>15</b>	<b>1</b>	<b>0</b>	<b>0</b>	<b>0</b>	<b>0</b>	<b>0</b>	<b>0</b>	<b>15</b>	<b>1</b>	<b>16</b>
Year 1	MF	18	0	0	0	0	0	0	0	18	0	18
	M	13	0	0	0	0	0	0	0	13	0	13
	F	5	0	0	0	0	0	0	0	5	0	5
Year 2	MF	15	0	0	0	0	0	0	0	15	0	15
	M	9	0	0	0	0	0	0	0	9	0	9
	F	6	0	0	0	0	0	0	0	6	0	6
Year 3	MF	10	1	0	0	0	0	0	0	10	1	11
	M	6	0	0	0	0	0	0	0	6	0	6
	F	4	1	0	0	0	0	0	0	4	1	5

## 2.2.9 TEACHERS' ACADEMIC QUALIFICATION AND TERMS OF SERVICE BY EDUCATION LEVEL, 2016

Categories	Education Level														
	Primary			Secondary						Sixth Form			Total		
				Year 7 & 8			Year 9, 10 & 11								
	T	M	F	T	M	F	T	M	F	T	M	F			
<b>Nationality</b>	<b>183<sup>(i)</sup></b>	<b>57<sup>(i)</sup></b>	<b>126<sup>(i)</sup></b>	<b>133<sup>(i)</sup></b>	<b>37<sup>(i)</sup></b>	<b>96<sup>(i)</sup></b>	<b>168<sup>(i)</sup></b>	<b>47<sup>(i)</sup></b>	<b>121<sup>(i)</sup></b>	<b>62<sup>(i)</sup></b>	<b>14<sup>(i)</sup></b>	<b>48<sup>(i)</sup></b>	<b>546</b>	<b>155</b>	<b>391</b>
Citizens	182	57	125	127	35	92	151	37	114	58	10	48	518	139	379
Non-Citizens	1	0	1	6	2	4	17	10	7	4	4	0	28	16	12
<b>Academic Qualification</b>	<b>183<sup>(i)</sup></b>	<b>57<sup>(i)</sup></b>	<b>126<sup>(i)</sup></b>	<b>133<sup>(i)</sup></b>	<b>37<sup>(i)</sup></b>	<b>96<sup>(i)</sup></b>	<b>168<sup>(i)</sup></b>	<b>47<sup>(i)</sup></b>	<b>121<sup>(i)</sup></b>	<b>62<sup>(i)</sup></b>	<b>14<sup>(i)</sup></b>	<b>48<sup>(i)</sup></b>	<b>546</b>	<b>155</b>	<b>391</b>
Ph.D.	1	0	1	0	0	0	1	1	0	0	0	0	2	1	1
Master's Degree	27	4	23	24	7	17	30	9	21	16	6	10	97	26	71
Post Graduate	0	0	0	0	0	0	0	0	0	0	0	0	0	0	0
Bachelor's Degree	136	43	93	91	25	66	126	31	95	46	8	38	399	107	292
HND	11	7	4	12	1	11	2	0	2	0	0	0	25	8	17
HNC	1	0	1	0	0	0	4	4	0	0	0	0	5	4	1
ND	0	0	0	0	0	0	1	1	0	0	0	0	1	1	0
City and Guilds	0	0	0	0	0	0	0	0	0	0	0	0	0	0	0
BC GCE A Level, STPU, SPS, STP	5	2	3	4	4	0	4	1	3	0	0	0	13	7	6
BC GCE O Level, SPU, SPS, STP	1	0	1	0	0	0	0	0	0	0	0	0	1	0	1
BJCE, PMB	0	0	0	0	0	0	0	0	0	0	0	0	0	0	0
PSR & below	0	0	0	0	0	0	0	0	0	0	0	0	0	0	0
Others	1	1	0	2	0	2	0	0	0	0	0	0	3	1	2
<b>Trained and Untrained Teachers</b>	<b>183<sup>(i)</sup></b>	<b>57<sup>(i)</sup></b>	<b>126<sup>(i)</sup></b>	<b>133<sup>(i)</sup></b>	<b>37<sup>(i)</sup></b>	<b>96<sup>(i)</sup></b>	<b>168<sup>(i)</sup></b>	<b>47<sup>(i)</sup></b>	<b>121<sup>(i)</sup></b>	<b>62<sup>(i)</sup></b>	<b>14<sup>(i)</sup></b>	<b>48<sup>(i)</sup></b>	<b>546</b>	<b>155</b>	<b>391</b>
Trained Teachers	145	43	102	119	34	85	150	40	110	52	9	43	466	126	340
Untrained Teachers	38	14	24	14	3	11	18	7	11	10	5	5	80	29	51
<b>Terms of Service</b>	<b>183<sup>(i)</sup></b>	<b>57<sup>(i)</sup></b>	<b>126<sup>(i)</sup></b>	<b>133<sup>(i)</sup></b>	<b>37<sup>(i)</sup></b>	<b>96<sup>(i)</sup></b>	<b>168<sup>(i)</sup></b>	<b>47<sup>(i)</sup></b>	<b>121<sup>(i)</sup></b>	<b>62<sup>(i)</sup></b>	<b>14<sup>(i)</sup></b>	<b>48<sup>(i)</sup></b>	<b>546</b>	<b>155</b>	<b>391</b>
<b>Permanent:</b>															
Pension	3	2	1	2	1	1	8	4	4	7	1	6	20	8	12
TAP	102	39	63	85	25	60	116	24	92	46	8	38	349	96	253
Probation	54	9	45	22	3	19	18	6	12	1	0	1	95	18	77
Month to Month	0	0	0	0	0	0	1	0	1	1	1	0	2	1	1
Daily Paid	23	7	16	18	6	12	7	2	5	2	0	2	50	15	35
Contract	1	0	1	5	2	3	15	9	6	4	3	1	25	14	11
CFBT	0	0	0	1	0	1	3	2	1	1	1	0	5	3	2

**Note :**

(i) - Teachers teaching more than one level of education are included in the level based on the highest number of teaching periods or number of classes taught.

## 2.2.10 TEACHERS' AGE GROUP AND YEARS OF SERVICE BY EDUCATION LEVEL, 2016

Categories	Education Level																	
	Pre-Primary (Pre school)			Primary			Secondary						Sixth Form			Total		
							Year 7 & 8			Year 9, 10 & 11								
	MF	M	F	MF	M	F	MF	M	F	MF	M	F	MF	M	F	MF	M	F
<b>Age Group</b>	<b>0</b>	<b>0</b>	<b>0</b>	<b>183<sup>(i)</sup></b>	<b>57<sup>(i)</sup></b>	<b>126<sup>(i)</sup></b>	<b>133<sup>(i)</sup></b>	<b>37<sup>(i)</sup></b>	<b>96<sup>(i)</sup></b>	<b>168<sup>(i)</sup></b>	<b>47<sup>(i)</sup></b>	<b>121<sup>(i)</sup></b>	<b>62<sup>(i)</sup></b>	<b>14<sup>(i)</sup></b>	<b>48<sup>(i)</sup></b>	<b>536</b>	<b>155</b>	<b>381</b>
24 and below	z	z	z	7	3	4	2	0	2	1	0	1	0	0	0	10	3	7
25 - 29	z	z	z	44	11	33	36	14	22	13	9	4	7	3	4	100	37	63
30 -34	z	z	z	32	6	26	45	9	36	39	12	27	17	3	14	133	30	103
35 - 39	z	z	z	52	19	33	23	8	15	39	8	31	10	1	9	124	36	88
40 - 44	z	z	z	32	11	21	14	4	10	32	6	26	7	2	5	85	23	62
45 - 49	z	z	z	13	7	6	7	0	7	16	3	13	15	2	13	51	12	39
50 - 54	z	z	z	2	0	2	3	1	2	10	5	5	3	0	3	18	6	12
55 - 59	z	z	z	1	0	1	0	0	0	4	2	2	1	1	0	6	3	3
60 & above	z	z	z	0	0	0	3	1	2	4	2	2	2	2	0	9	5	4
<b>Service (Year)</b>	<b>0</b>	<b>0</b>	<b>0</b>	<b>183<sup>(i)</sup></b>	<b>57<sup>(i)</sup></b>	<b>126<sup>(i)</sup></b>	<b>133<sup>(i)</sup></b>	<b>37<sup>(i)</sup></b>	<b>96<sup>(i)</sup></b>	<b>168<sup>(i)</sup></b>	<b>47<sup>(i)</sup></b>	<b>121<sup>(i)</sup></b>	<b>62<sup>(i)</sup></b>	<b>14<sup>(i)</sup></b>	<b>48<sup>(i)</sup></b>	<b>546</b>	<b>155</b>	<b>391</b>
Below 1	z	z	z	8	4	4	2	0	2	1	0	1	1	0	1	12	4	8
1 - 2	z	z	z	34	10	24	21	9	12	11	5	6	3	1	2	69	25	44
3 - 5	z	z	z	32	4	28	21	5	16	28	11	17	11	4	7	92	24	68
6 - 10	z	z	z	28	6	22	43	8	35	65	12	53	11	2	9	147	28	119
11 - 15	z	z	z	42	16	26	26	9	17	26	12	14	15	2	13	109	39	70
16 - 20	z	z	z	16	6	10	16	5	11	20	3	17	6	1	5	58	15	43
21 - 25	z	z	z	14	7	7	3	1	2	9	1	8	10	2	8	36	11	25
26 - 30	z	z	z	7	4	3	1	0	1	6	2	4	5	2	3	19	8	11
31 & above	z	z	z	2	0	2	0	0	0	2	1	1	0	0	0	4	1	3

**Note:**

(i) - Teachers teaching more than one level of education are included in the level based on the highest number of teaching periods or number of classes taught.

## SECTION 2.3

---

EDUCATION STATISTICS  
PRE-PRIMARY, PRIMARY,  
SECONDARY AND SIXTH FORM  
PRIVATE SCHOOLS  
2016









### 2.3.1 NUMBER OF SCHOOLS BY EDUCATION LEVEL AND DISTRICT, 2016

District	Education Level				
	Pre-Primary* (Pre school)	Primary	Secondary	Sixth Form	Total
<b>Total</b>	<b>14</b>	<b>56</b>	<b>1</b>	<b>0</b>	<b>71</b>
Brunei Muara	10	38	1	x	<b>49</b>
Tutong	1	5	0	0	<b>6</b>
Belait	3	11	x	0	<b>14</b>
Temburong	x	2	0	0	<b>2</b>

### 2.3.2 NUMBER OF TEACHERS BY EDUCATION LEVEL AND DISTRICT, 2016

District	Education Level														
	Pre-Primary* (Pre school)			Primary			Secondary			Sixth Form			Total		
	MF	M	F	MF	M	F	MF	M	F	MF	M	F	MF	M	F
<b>Total</b>	<b>633<sup>(i)</sup></b>	<b>21<sup>(i)</sup></b>	<b>612<sup>(i)</sup></b>	<b>1171<sup>(i)</sup></b>	<b>224<sup>(i)</sup></b>	<b>947<sup>(i)</sup></b>	<b>485<sup>(i)</sup></b>	<b>168<sup>(i)</sup></b>	<b>317<sup>(i)</sup></b>	<b>63<sup>(i)</sup></b>	<b>39<sup>(i)</sup></b>	<b>24<sup>(i)</sup></b>	<b>2352</b>	<b>452</b>	<b>1900</b>
Brunei Muara	457	16	441	879	179	700	346	122	224	63	39	24	<b>1745</b>	<b>356</b>	<b>1389</b>
Tutong	37	1	36	59	10	49	0	0	0	0	0	0	<b>96</b>	<b>11</b>	<b>85</b>
Belait	133	4	129	219	33	186	139	46	93	0	0	0	<b>491</b>	<b>83</b>	<b>408</b>
Temburong	6	0	6	14	2	12	0	0	0	0	0	0	<b>20</b>	<b>2</b>	<b>18</b>

### 2.3.3 ENROLMENT BY EDUCATION LEVEL AND DISTRICT, 2016

District	Education Level														
	Pre-Primary* (Pre school)			Primary			Secondary			Sixth Form			Total		
	MF	M	F	MF	M	F	MF	M	F	MF	M	F	MF	M	F
<b>Total</b>	<b>10576</b>	<b>5362</b>	<b>5214</b>	<b>16337</b>	<b>8295</b>	<b>8042</b>	<b>5590</b>	<b>2973</b>	<b>2617</b>	<b>416</b>	<b>218</b>	<b>198</b>	<b>32919</b>	<b>16848</b>	<b>16071</b>
Brunei Muara	8197	4184	4013	12599	6401	6198	4150	2226	1924	416	218	198	<b>25362</b>	<b>13029</b>	<b>12333</b>
Tutong	648	310	338	703	339	364	0	0	0	0	0	0	<b>1351</b>	<b>649</b>	<b>702</b>
Belait	1662	836	826	2978	1523	1455	1440	747	693	0	0	0	<b>6080</b>	<b>3106</b>	<b>2974</b>
Temburong	69	32	37	57	32	25	0	0	0	0	0	0	<b>126</b>	<b>64</b>	<b>62</b>

**Note :**

x - Schools conducting multiple levels of education are included under Primary.

(i) - Teachers teaching more than one level of education are included in the level based on the highest number of teaching periods or number of classes taught.

\* - In Brunei context, Kindergarten is normally referred to Pre-Primary education conducted in private schools.

### 2.3.4 NUMBER OF CLASSES, ENROLMENT AND NUMBER OF TEACHERS BY EDUCATION LEVEL, 2016

Education Level	CLS	Enrolment			Number of Teachers		
		MF	M	F	MF	M	F
<b>Overall Total</b>	<b>1467</b>	<b>32919</b>	<b>16848</b>	<b>16071</b>	<b>2352</b>	<b>452</b>	<b>1900</b>
<b>Primary Education Total</b>	<b>1275</b>	<b>26913</b>	<b>13657</b>	<b>13256</b>	<b>1804<sup>(i)</sup></b>	<b>245<sup>(i)</sup></b>	<b>1559<sup>(i)</sup></b>
<b>Pre-Primary (Pre school) Total</b>	<b>522</b>	<b>10576</b>	<b>5362</b>	<b>5214</b>	<b>633<sup>(i)</sup></b>	<b>21<sup>(i)</sup></b>	<b>612<sup>(i)</sup></b>
Kindergarten 1	177	3144	1577	1567	633	21	612
Kindergarten 2	185	4176	2115	2061			
Kindergarten 3	160	3256	1670	1586			
<b>Primary Total</b>	<b>753</b>	<b>16337</b>	<b>8295</b>	<b>8042</b>	<b>1171<sup>(i)</sup></b>	<b>224<sup>(i)</sup></b>	<b>947<sup>(i)</sup></b>
Year 1	147	3248	1675	1573	1171	224	947
Year 2	142	3064	1576	1488			
Year 3	125	2756	1361	1395			
Year 4	127	2778	1364	1414			
Year 5	106	2257	1175	1082			
Year 6	106	2234	1144	1090			
<b>Secondary Education Total</b>	<b>184</b>	<b>5590</b>	<b>2973</b>	<b>2617</b>	<b>485<sup>(i)</sup></b>	<b>168<sup>(i)</sup></b>	<b>317<sup>(i)</sup></b>
Year 7	38	1171	604	567	193	61	132
Year 8	36	1165	614	551			
Year 9	39	1120	609	511	292	107	185
Year 10	38	1107	587	520			
Year 11	33	1027	559	468			
<b>Sixth Form Education Total</b>	<b>8</b>	<b>416</b>	<b>218</b>	<b>198</b>	<b>63<sup>(i)</sup></b>	<b>39<sup>(i)</sup></b>	<b>24<sup>(i)</sup></b>
Lower Sixth Form	4	236	120	116	63	39	24
Upper Sixth Form	4	180	98	82			

**Note :**

(i) - Teachers teaching more than one level of education are included in the level based on the highest number of teaching periods or number of classes taught.

## 2.3.5 ENROLMENT BY EDUCATION LEVEL AND DISTRICT, 2016

### 2.3.5.1 PRE-PRIMARY (PRE SCHOOL)

District	Education Level															
	Kindergarten 1				Kindergarten 2				Kindergarten 3 / Pre school				Total			
	Cls	MF	M	F	Cls	MF	M	F	Cls	MF	M	F	Cls	MF	M	F
<b>Total</b>	<b>177</b>	<b>3144</b>	<b>1577</b>	<b>1567</b>	<b>185</b>	<b>4176</b>	<b>2115</b>	<b>2061</b>	<b>160</b>	<b>3256</b>	<b>1670</b>	<b>1586</b>	<b>522</b>	<b>10576</b>	<b>5362</b>	<b>5214</b>
Brunei Muara	138	2376	1183	1193	142	3192	1636	1556	128	2629	1365	1264	<b>408</b>	<b>8197</b>	<b>4184</b>	<b>4013</b>
Tutong	10	193	98	95	13	301	140	161	9	154	72	82	<b>32</b>	<b>648</b>	<b>310</b>	<b>338</b>
Belait	27	548	289	259	28	652	319	333	22	462	228	234	<b>77</b>	<b>1662</b>	<b>836</b>	<b>826</b>
Temburong	2	27	7	20	2	31	20	11	1	11	5	6	<b>5</b>	<b>69</b>	<b>32</b>	<b>37</b>

### 2.3.5.2 PRIMARY

District	Education Level																											
	Year 1				Year 2				Year 3				Year 4				Year 5				Year 6				Total			
	Cls	MF	M	F	Cls	MF	M	F	Cls	MF	M	F	Cls	MF	M	F	Cls	MF	M	F	Cls	MF	M	F	Cls	MF	M	F
<b>Total</b>	<b>147</b>	<b>3248</b>	<b>1675</b>	<b>1573</b>	<b>142</b>	<b>3064</b>	<b>1576</b>	<b>1488</b>	<b>125</b>	<b>2756</b>	<b>1361</b>	<b>1395</b>	<b>127</b>	<b>2778</b>	<b>1364</b>	<b>1414</b>	<b>106</b>	<b>2257</b>	<b>1175</b>	<b>1082</b>	<b>106</b>	<b>2234</b>	<b>1144</b>	<b>1090</b>	<b>753</b>	<b>16337</b>	<b>8295</b>	<b>8042</b>
Brunei Muara	114	2487	1258	1229	109	2347	1216	1131	96	2121	1053	1068	97	2192	1083	1109	79	1729	907	822	80	1723	884	839	<b>575</b>	<b>12599</b>	<b>6401</b>	<b>6198</b>
Tutong	8	164	92	72	7	146	70	76	5	122	45	77	6	91	44	47	6	96	50	46	5	84	38	46	<b>37</b>	<b>703</b>	<b>339</b>	<b>364</b>
Belait	23	580	314	266	24	559	283	276	23	502	257	245	22	486	232	254	20	429	218	211	20	422	219	203	<b>132</b>	<b>2978</b>	<b>1523</b>	<b>1455</b>
Temburong	2	17	11	6	2	12	7	5	1	11	6	5	2	9	5	4	1	3	0	3	1	5	3	2	<b>9</b>	<b>57</b>	<b>32</b>	<b>25</b>

### 2.3.5 ENROLMENT BY EDUCATION LEVEL AND DISTRICT, 2016

#### 2.3.5.3 SECONDARY

District	Education Level																							
	Year 7				Year 8				Year 9				Year 10				Year 11				Total			
	Cls	MF	M	F	Cls	MF	M	F	Cls	MF	M	F	Cls	MF	M	F	Cls	MF	M	F	Cls	MF	M	F
<b>Total</b>	<b>38</b>	<b>1171</b>	<b>604</b>	<b>567</b>	<b>36</b>	<b>1165</b>	<b>614</b>	<b>551</b>	<b>39</b>	<b>1120</b>	<b>609</b>	<b>511</b>	<b>38</b>	<b>1107</b>	<b>587</b>	<b>520</b>	<b>33</b>	<b>1027</b>	<b>559</b>	<b>468</b>	<b>184</b>	<b>5590</b>	<b>2973</b>	<b>2617</b>
Brunei Muara	24	831	429	402	25	883	463	420	26	826	454	372	26	849	462	387	23	761	418	343	124	4150	2226	1924
Tutong	0	0	0	0	0	0	0	0	0	0	0	0	0	0	0	0	0	0	0	0	0	0	0	0
Belait	14	340	175	165	11	282	151	131	13	294	155	139	12	258	125	133	10	266	141	125	60	1440	747	693
Temburong	0	0	0	0	0	0	0	0	0	0	0	0	0	0	0	0	0	0	0	0	0	0	0	0

#### 2.3.5.4 SIXTH FORM

District	Education Level											
	Sixth Form											
	Lower Sixth Form				Upper Sixth Form				Total			
Cls	MF	M	F	Cls	MF	M	F	Cls	MF	M	F	
<b>Total</b>	<b>4</b>	<b>236</b>	<b>120</b>	<b>116</b>	<b>4</b>	<b>180</b>	<b>98</b>	<b>82</b>	<b>8</b>	<b>416</b>	<b>218</b>	<b>198</b>
Brunei Muara	4	236	120	116	4	180	98	82	8	416	218	198
Tutong	0	0	0	0	0	0	0	0	0	0	0	0
Belait	0	0	0	0	0	0	0	0	0	0	0	0
Temburong	0	0	0	0	0	0	0	0	0	0	0	0

### 2.3.6 NUMBER OF CLASSES, NEW AND REPEATERS BY EDUCATION LEVEL, 2016

Education Level	Cls	New			Repeaters			Total		
		MF	M	F	MF	M	F	MF	M	F
<b>Overall Total</b>	<b>1467</b>	<b>32839</b>	<b>16787</b>	<b>16052</b>	<b>80</b>	<b>61</b>	<b>19</b>	<b>32919</b>	<b>16848</b>	<b>16071</b>
<b>Primary Education Total</b>	<b>1275</b>	<b>26848</b>	<b>13610</b>	<b>13238</b>	<b>65</b>	<b>47</b>	<b>18</b>	<b>26913</b>	<b>13657</b>	<b>13256</b>
<b>Pre-Primary (Pre school) Total</b>	<b>522</b>	<b>10557</b>	<b>5347</b>	<b>5210</b>	<b>19</b>	<b>15</b>	<b>4</b>	<b>10576</b>	<b>5362</b>	<b>5214</b>
Kindergarten 1	177	3138	1572	1566	6	5	1	3144	1577	1567
Kindergarten 2	185	4169	2109	2060	7	6	1	4176	2115	2061
Kindergarten 3	160	3250	1666	1584	6	4	2	3256	1670	1586
<b>Primary Total</b>	<b>753</b>	<b>16291</b>	<b>8263</b>	<b>8028</b>	<b>46</b>	<b>32</b>	<b>14</b>	<b>16337</b>	<b>8295</b>	<b>8042</b>
Year 1	147	3245	1673	1572	3	2	1	3248	1675	1573
Year 2	142	3058	1572	1486	6	4	2	3064	1576	1488
Year 3	125	2746	1354	1392	10	7	3	2756	1361	1395
Year 4	127	2768	1359	1409	10	5	5	2778	1364	1414
Year 5	106	2246	1165	1081	11	10	1	2257	1175	1082
Year 6	106	2228	1140	1088	6	4	2	2234	1144	1090
<b>Secondary Education Total</b>	<b>184</b>	<b>5575</b>	<b>2959</b>	<b>2616</b>	<b>15</b>	<b>14</b>	<b>1</b>	<b>5590</b>	<b>2973</b>	<b>2617</b>
Year 7	38	1170	603	567	1	1	0	1171	604	567
Year 8	36	1164	613	551	1	1	0	1165	614	551
<b>Year 9</b>	<b>39</b>	<b>1119</b>	<b>608</b>	<b>511</b>	<b>1</b>	<b>1</b>	<b>0</b>	<b>1120</b>	<b>609</b>	<b>511</b>
Science Stream (4 Years 'General Programme')	10	223	107	116	0	0	0	223	107	116
Science Stream (5 Years 'General Programme')	12	321	184	137	0	0	0	321	184	137
Art Stream (4 Years 'General Programme')	4	107	50	57	0	0	0	107	50	57
Art Stream (5 Years 'General Programme')	13	468	267	201	1	1	0	469	268	201
Applied Programme	0	0	0	0	0	0	0	0	0	0
Special Applied Programme	0	0	0	0	0	0	0	0	0	0
Special Education Needs Programme	0	0	0	0	0	0	0	0	0	0
<b>Year 10</b>	<b>38</b>	<b>1106</b>	<b>586</b>	<b>520</b>	<b>1</b>	<b>1</b>	<b>0</b>	<b>1107</b>	<b>587</b>	<b>520</b>
Science Stream (4 Years 'General Programme')	10	377	200	177	0	0	0	377	200	177
Science Stream (5 Years 'General Programme')	12	322	152	170	0	0	0	322	152	170
Art Stream (4 Years 'General Programme')	1	17	7	10	0	0	0	17	7	10
Art Stream (5 Years 'General Programme')	15	390	227	163	1	1	0	391	228	163
Applied Programme	0	0	0	0	0	0	0	0	0	0
Special Applied Programme	0	0	0	0	0	0	0	0	0	0
Special Education Needs Programme	0	0	0	0	0	0	0	0	0	0
<b>Year 11</b>	<b>33</b>	<b>1016</b>	<b>549</b>	<b>467</b>	<b>11</b>	<b>10</b>	<b>1</b>	<b>1027</b>	<b>559</b>	<b>468</b>
Science Stream (4 Years 'General Programme')	0	0	0	0	0	0	0	0	0	0
Science Stream (5 Years 'General Programme')	19	662	348	314	3	2	1	665	350	315
Art Stream (4 Years 'General Programme')	0	0	0	0	0	0	0	0	0	0
Art Stream (5 Years 'General Programme')	14	354	201	153	8	8	0	362	209	153
Applied Programme	0	0	0	0	0	0	0	0	0	0
Special Applied Programme	0	0	0	0	0	0	0	0	0	0
Special Education Needs Programme	0	0	0	0	0	0	0	0	0	0
<b>Sixth Form Total</b>	<b>8</b>	<b>416</b>	<b>218</b>	<b>198</b>	<b>0</b>	<b>0</b>	<b>0</b>	<b>416</b>	<b>218</b>	<b>198</b>
Lower Sixth Form	4	236	120	116	0	0	0	236	120	116
Upper Sixth Form	4	180	98	82	0	0	0	180	98	82

## 2.3.7 ENROLMENT BY AGE AND EDUCATION LEVEL, 2016

## 2.3.7.1 PRE-PRIMARY (PRESCHOOL) AND PRIMARY

Education Level	Gender	Age (years)										Total
		2	3	4	5	6	7	8	9	10	≥ 11	
Pre-Primary (Pre school) and Primary Total	T	191	2946	3976	3443	3380	2988	2567	2849	2289	2284	26913
	M	92	1465	2033	1751	1727	1556	1271	1386	1193	1183	13657
	F	99	1481	1943	1692	1653	1432	1296	1463	1096	1101	13256
Pre-Primary (Pre school) Total	MF	191	2946	3942	3005	483	9	0	0	0	0	10576
	M	92	1465	2014	1530	258	3	0	0	0	0	5362
	F	99	1481	1928	1475	225	6	0	0	0	0	5214
Kindergarten 1	MF	179	2558	391	15	1	0	0	0	0	0	3144
	M	88	1274	204	10	1	0	0	0	0	0	1577
	F	91	1284	187	5	0	0	0	0	0	0	1567
Kindergarten 2	MF	11	365	3283	505	11	1	0	0	0	0	4176
	M	4	178	1666	259	8	0	0	0	0	0	2115
	F	7	187	1617	246	3	1	0	0	0	0	2061
Kindergarten 3	MF	1	23	268	2485	471	8	0	0	0	0	3256
	M	0	13	144	1261	249	3	0	0	0	0	1670
	F	1	10	124	1224	222	5	0	0	0	0	1586
Primary Total	MF	0	0	34	438	2897	2979	2567	2849	2289	2284	16337
	M	0	0	19	221	1469	1553	1271	1386	1193	1183	8295
	F	0	0	15	217	1428	1426	1296	1463	1096	1101	8042
Year 1	MF	0	0	34	379	2477	345	11	1	1	0	3248
	M	0	0	19	194	1259	193	8	1	1	0	1675
	F	0	0	15	185	1218	152	3	0	0	0	1573
Year 2	MF	0	0	0	59	352	2191	327	125	9	1	3064
	M	0	0	0	27	181	1127	166	69	5	1	1576
	F	0	0	0	32	171	1064	161	56	4	0	1488
Year 3	MF	0	0	0	0	68	400	1916	353	16	3	2756
	M	0	0	0	0	29	215	936	168	10	3	1361
	F	0	0	0	0	39	185	980	185	6	0	1395
Year 4	MF	0	0	0	0	0	43	289	2080	344	22	2778
	M	0	0	0	0	0	18	148	1010	172	16	1364
	F	0	0	0	0	0	25	141	1070	172	6	1414
Year 5	MF	0	0	0	0	0	0	23	252	1624	358	2257
	M	0	0	0	0	0	0	13	124	830	208	1175
	F	0	0	0	0	0	0	10	128	794	150	1082
Year 6	MF	0	0	0	0	0	0	1	38	295	1900	2234
	M	0	0	0	0	0	0	0	14	175	955	1144
	F	0	0	0	0	0	0	1	24	120	945	1090

## 2.3.7 ENROLMENT BY AGE AND EDUCATION LEVEL, 2016

## 2.3.7.2 SECONDARY

Education Level	Gender	Age (years)								Total
		≤ 11	12	13	14	15	16	17	≥ 18	
<b>Secondary Total</b>	<b>MF</b>	<b>314</b>	<b>985</b>	<b>1205</b>	<b>1163</b>	<b>1054</b>	<b>661</b>	<b>181</b>	<b>27</b>	<b>5590</b>
	<b>M</b>	<b>154</b>	<b>518</b>	<b>630</b>	<b>609</b>	<b>600</b>	<b>339</b>	<b>103</b>	<b>20</b>	<b>2973</b>
	<b>F</b>	<b>160</b>	<b>467</b>	<b>575</b>	<b>554</b>	<b>454</b>	<b>322</b>	<b>78</b>	<b>7</b>	<b>2617</b>
Year 7	MF	298	645	189	37	2	0	0	0	1171
	M	144	342	96	21	1	0	0	0	604
	F	154	303	93	16	1	0	0	0	567
Year 8	MF	16	336	626	172	13	2	0	0	1165
	M	10	174	339	82	9	0	0	0	614
	F	6	162	287	90	4	2	0	0	551
Year 9	MF	0	4	371	525	203	11	5	1	1120
	M	0	2	188	295	115	5	3	1	609
	F	0	2	183	230	88	6	2	0	511
Year 10	MF	0	0	19	417	497	157	15	2	1107
	M	0	0	7	206	283	80	10	1	587
	F	0	0	12	211	214	77	5	1	520
Year 11	MF	0	0	0	12	339	491	161	24	1027
	M	0	0	0	5	192	254	90	18	559
	F	0	0	0	7	147	237	71	6	468

## 2.3.7.3 SIXTH FORM

Education Level	Gender	Age (years)					Total
		≤ 14	15	16	17	≥ 18	
<b>Sixth Form Total</b>	<b>MF</b>	<b>0</b>	<b>0</b>	<b>66</b>	<b>179</b>	<b>171</b>	<b>416</b>
	<b>M</b>	<b>0</b>	<b>0</b>	<b>56</b>	<b>107</b>	<b>55</b>	<b>218</b>
	<b>F</b>	<b>0</b>	<b>0</b>	<b>10</b>	<b>72</b>	<b>116</b>	<b>198</b>
Lower Sixth Form	MF	0	0	65	125	46	236
	M	0	0	55	58	7	120
	F	0	0	10	67	39	116
Upper Sixth Form	MF	0	0	1	54	125	180
	M	0	0	1	49	48	98
	F	0	0	0	5	77	82

## 2.3.8 ENROLMENT BY RACE AND EDUCATION LEVEL, 2016

## 2.3.8.1 PRE-PRIMARY (PRESCHOOL) AND PRIMARY

Education Level	Gender	Race										
		Malay		Other Indigenous		Chinese		Others		Total		
		C	NC	C	NC	C	NC	C	NC	C	NC	CNC
<b>Pre-Primary (Pre school) and Primary Total</b>	<b>MF</b>	<b>18626</b>	<b>663</b>	<b>483</b>	<b>165</b>	<b>1878</b>	<b>1887</b>	<b>296</b>	<b>2915</b>	<b>21283</b>	<b>5630</b>	<b>26913</b>
	<b>M</b>	<b>9490</b>	<b>340</b>	<b>225</b>	<b>91</b>	<b>946</b>	<b>912</b>	<b>179</b>	<b>1474</b>	<b>10840</b>	<b>2817</b>	<b>13657</b>
	<b>F</b>	<b>9136</b>	<b>323</b>	<b>258</b>	<b>74</b>	<b>932</b>	<b>975</b>	<b>117</b>	<b>1441</b>	<b>10443</b>	<b>2813</b>	<b>13256</b>
<b>Pre-Primary (Pre school) Total</b>	<b>MF</b>	<b>7900</b>	<b>226</b>	<b>182</b>	<b>53</b>	<b>605</b>	<b>593</b>	<b>106</b>	<b>911</b>	<b>8793</b>	<b>1783</b>	<b>10576</b>
	<b>M</b>	<b>4006</b>	<b>120</b>	<b>83</b>	<b>31</b>	<b>298</b>	<b>281</b>	<b>78</b>	<b>465</b>	<b>4465</b>	<b>897</b>	<b>5362</b>
	<b>F</b>	<b>3894</b>	<b>106</b>	<b>99</b>	<b>22</b>	<b>307</b>	<b>312</b>	<b>28</b>	<b>446</b>	<b>4328</b>	<b>886</b>	<b>5214</b>
Kindergarten 1	MF	2370	59	41	14	204	168	64	224	2679	465	3144
	M	1180	27	16	7	104	80	53	110	1353	224	1577
	F	1190	32	25	7	100	88	11	114	1326	241	1567
Kindergarten 2	MF	3159	96	76	15	212	210	25	383	3472	704	4176
	M	1607	52	37	9	100	101	14	195	1758	357	2115
	F	1552	44	39	6	112	109	11	188	1714	347	2061
Kindergarten 3	MF	2371	71	65	24	189	215	17	304	2642	614	3256
	M	1219	41	30	15	94	100	11	160	1354	316	1670
	F	1152	30	35	9	95	115	6	144	1288	298	1586
<b>Primary Total</b>	<b>MF</b>	<b>10726</b>	<b>437</b>	<b>301</b>	<b>112</b>	<b>1273</b>	<b>1294</b>	<b>190</b>	<b>2004</b>	<b>12490</b>	<b>3847</b>	<b>16337</b>
	<b>M</b>	<b>5484</b>	<b>220</b>	<b>142</b>	<b>60</b>	<b>648</b>	<b>631</b>	<b>101</b>	<b>1009</b>	<b>6375</b>	<b>1920</b>	<b>8295</b>
	<b>F</b>	<b>5242</b>	<b>217</b>	<b>159</b>	<b>52</b>	<b>625</b>	<b>663</b>	<b>89</b>	<b>995</b>	<b>6115</b>	<b>1927</b>	<b>8042</b>
Year 1	MF	2249	88	46	15	215	221	28	386	2538	710	3248
	M	1152	50	25	8	106	110	17	207	1300	375	1675
	F	1097	38	21	7	109	111	11	179	1238	335	1573
Year 2	MF	2069	104	59	27	234	189	26	356	2388	676	3064
	M	1048	62	30	14	122	101	17	182	1217	359	1576
	F	1021	42	29	13	112	88	9	174	1171	317	1488
Year 3	MF	1824	69	59	15	200	198	30	361	2113	643	2756
	M	913	29	21	11	103	86	13	185	1050	311	1361
	F	911	40	38	4	97	112	17	176	1063	332	1395
Year 4	MF	1847	68	60	15	227	218	16	327	2150	628	2778
	M	932	25	27	6	119	105	8	142	1086	278	1364
	F	915	43	33	9	108	113	8	185	1064	350	1414
Year 5	MF	1381	52	32	19	212	244	72	245	1697	560	2257
	M	737	26	19	10	106	118	38	121	900	275	1175
	F	644	26	13	9	106	126	34	124	797	285	1082
Year 6	MF	1356	56	45	21	185	224	18	329	1604	630	2234
	M	702	28	20	11	92	111	8	172	822	322	1144
	F	654	28	25	10	93	113	10	157	782	308	1090



## 2.3.8 ENROLMENT BY RACE AND EDUCATION LEVEL, 2016

## 2.3.8.2 SECONDARY

Education Level	Gender	Race										
		Malay		Other Indigenous		Chinese		Others		Total		
		C	NC	C	NC	C	NC	C	NC	C	NC	CNC
<b>Secondary Total</b>	<b>MF</b>	<b>2175</b>	<b>157</b>	<b>170</b>	<b>42</b>	<b>696</b>	<b>1112</b>	<b>53</b>	<b>1185</b>	<b>3094</b>	<b>2496</b>	<b>5590</b>
	<b>M</b>	<b>1217</b>	<b>86</b>	<b>80</b>	<b>25</b>	<b>372</b>	<b>565</b>	<b>33</b>	<b>595</b>	<b>1702</b>	<b>1271</b>	<b>2973</b>
	<b>F</b>	<b>958</b>	<b>71</b>	<b>90</b>	<b>17</b>	<b>324</b>	<b>547</b>	<b>20</b>	<b>590</b>	<b>1392</b>	<b>1225</b>	<b>2617</b>
Year 7	MF	437	34	36	7	133	207	14	303	<b>620</b>	<b>551</b>	<b>1171</b>
	M	234	21	18	3	68	95	8	157	<b>328</b>	<b>276</b>	<b>604</b>
	F	203	13	18	4	65	112	6	146	<b>292</b>	<b>275</b>	<b>567</b>
Year 8	MF	409	38	42	4	140	240	10	282	<b>601</b>	<b>564</b>	<b>1165</b>
	M	225	28	16	1	71	125	7	141	<b>319</b>	<b>295</b>	<b>614</b>
	F	184	10	26	3	69	115	3	141	<b>282</b>	<b>269</b>	<b>551</b>
Year 9	MF	448	33	30	17	143	238	8	203	<b>629</b>	<b>491</b>	<b>1120</b>
	M	263	15	13	12	78	134	3	91	<b>357</b>	<b>252</b>	<b>609</b>
	F	185	18	17	5	65	104	5	112	<b>272</b>	<b>239</b>	<b>511</b>
Year 10	MF	438	26	41	7	147	219	12	217	<b>638</b>	<b>469</b>	<b>1107</b>
	M	248	9	24	4	88	99	9	106	<b>369</b>	<b>218</b>	<b>587</b>
	F	190	17	17	3	59	120	3	111	<b>269</b>	<b>251</b>	<b>520</b>
Year 11	MF	443	26	21	7	133	208	9	180	<b>606</b>	<b>421</b>	<b>1027</b>
	M	247	13	9	5	67	112	6	100	<b>329</b>	<b>230</b>	<b>559</b>
	F	196	13	12	2	66	96	3	80	<b>277</b>	<b>191</b>	<b>468</b>

## 2.3.8.3 SIXTH FORM

Education Level	Gender	Race										
		Malay		Other Indigenous		Chinese		Others		Total		
		C	NC	C	NC	C	NC	C	NC	C	NC	CNC
<b>Sixth Form Total</b>	<b>MF</b>	<b>173</b>	<b>12</b>	<b>0</b>	<b>0</b>	<b>42</b>	<b>53</b>	<b>0</b>	<b>136</b>	<b>215</b>	<b>201</b>	<b>416</b>
	<b>M</b>	<b>86</b>	<b>5</b>	<b>0</b>	<b>0</b>	<b>19</b>	<b>24</b>	<b>0</b>	<b>84</b>	<b>105</b>	<b>113</b>	<b>218</b>
	<b>F</b>	<b>87</b>	<b>7</b>	<b>0</b>	<b>0</b>	<b>23</b>	<b>29</b>	<b>0</b>	<b>52</b>	<b>110</b>	<b>88</b>	<b>198</b>
Lower Sixth Form	MF	101	8	0	0	26	30	0	71	<b>127</b>	<b>109</b>	<b>236</b>
	M	49	3	0	0	11	14	0	43	<b>60</b>	<b>60</b>	<b>120</b>
	F	52	5	0	0	15	16	0	28	<b>67</b>	<b>49</b>	<b>116</b>
Upper Sixth Form	MF	72	4	0	0	16	23	0	65	<b>88</b>	<b>92</b>	<b>180</b>
	M	37	2	0	0	8	10	0	41	<b>45</b>	<b>53</b>	<b>98</b>
	F	35	2	0	0	8	13	0	24	<b>43</b>	<b>39</b>	<b>82</b>

### 2.3.9 TEACHERS' ACADEMIC QUALIFICATION BY EDUCATION LEVEL, 2016

Categories	Education Level																	
	Pre-Primary (Pre school)			Primary			Secondary						Sixth Form			Total		
							Year 7 & 8			Year 9, 10 & 11								
	T	M	F	T	M	F	T	M	F	T	M	F	T	M	F			
<b>Nationality</b>	<b>633<sup>(i)</sup></b>	<b>21<sup>(i)</sup></b>	<b>612<sup>(i)</sup></b>	<b>1171<sup>(i)</sup></b>	<b>224<sup>(i)</sup></b>	<b>947<sup>(i)</sup></b>	<b>193<sup>(i)</sup></b>	<b>61<sup>(i)</sup></b>	<b>132<sup>(i)</sup></b>	<b>292<sup>(i)</sup></b>	<b>107<sup>(i)</sup></b>	<b>185<sup>(i)</sup></b>	<b>63<sup>(i)</sup></b>	<b>39<sup>(i)</sup></b>	<b>24<sup>(i)</sup></b>	<b>2352</b>	<b>452</b>	<b>1900</b>
Citizens	425	2	423	613	73	540	61	12	49	75	26	49	3	0	3	1177	113	1064
Non-Citizens	208	19	189	558	151	407	132	49	83	217	81	136	60	39	21	1175	339	836
<b>Academic Qualification</b>	<b>633<sup>(i)</sup></b>	<b>21<sup>(i)</sup></b>	<b>612<sup>(i)</sup></b>	<b>1171<sup>(i)</sup></b>	<b>224<sup>(i)</sup></b>	<b>947<sup>(i)</sup></b>	<b>193<sup>(i)</sup></b>	<b>61<sup>(i)</sup></b>	<b>132<sup>(i)</sup></b>	<b>292<sup>(i)</sup></b>	<b>107<sup>(i)</sup></b>	<b>185<sup>(i)</sup></b>	<b>63<sup>(i)</sup></b>	<b>39<sup>(i)</sup></b>	<b>24<sup>(i)</sup></b>	<b>2352</b>	<b>452</b>	<b>1900</b>
Ph.D.	0	0	0	0	0	0	0	0	0	10	9	1	3	3	0	13	12	1
Master's Degree	31	3	28	99	13	86	45	12	33	82	26	56	11	5	6	268	59	209
Post Graduate	0	0	0	0	0	0	0	0	0	0	0	0	0	0	0	0	0	0
Bachelor's Degree	150	12	138	507	134	373	126	43	83	186	67	119	47	31	16	1016	287	729
HND	49	2	47	141	22	119	6	1	5	5	3	2	0	0	0	201	28	173
HNC	15	1	14	10	2	8	0	0	0	0	0	0	0	0	0	25	3	22
ND	61	3	58	75	15	60	6	2	4	4	1	3	2	0	2	148	21	127
City and Guilds	5	0	5	8	1	7	0	0	0	0	0	0	0	0	0	13	1	12
BC GCE A Level, STPU, SPS, STP	47	0	47	72	13	59	5	1	4	2	1	1	0	0	0	126	15	111
BC GCE O Level, SPU, SPS,STP	246	0	246	230	17	213	3	0	3	3	0	3	0	0	0	482	17	465
BJCE, PMB	17	0	17	4	1	3	0	0	0	0	0	0	0	0	0	21	1	20
PSR & below	2	0	2	2	0	2	0	0	0	0	0	0	0	0	0	4	0	4
Others	10	0	10	23	6	17	2	2	0	0	0	0	0	0	0	35	8	27
<b>Trained and Untrained Teachers</b>	<b>633<sup>(i)</sup></b>	<b>21<sup>(i)</sup></b>	<b>612<sup>(i)</sup></b>	<b>1171<sup>(i)</sup></b>	<b>224<sup>(i)</sup></b>	<b>947<sup>(i)</sup></b>	<b>193<sup>(i)</sup></b>	<b>61<sup>(i)</sup></b>	<b>132<sup>(i)</sup></b>	<b>292<sup>(i)</sup></b>	<b>107<sup>(i)</sup></b>	<b>185<sup>(i)</sup></b>	<b>63<sup>(i)</sup></b>	<b>39<sup>(i)</sup></b>	<b>24<sup>(i)</sup></b>	<b>2352</b>	<b>452</b>	<b>1900</b>
Trained Teachers	276	15	261	627	139	488	128	41	87	197	85	112	63	39	24	1291	319	972
Untrained Teachers	357	6	351	544	85	459	65	20	45	95	22	73	0	0	0	1061	133	928
<b>Terms of Service</b>	<b>633<sup>(i)</sup></b>	<b>21<sup>(i)</sup></b>	<b>612<sup>(i)</sup></b>	<b>1171<sup>(i)</sup></b>	<b>224<sup>(i)</sup></b>	<b>947<sup>(i)</sup></b>	<b>193<sup>(i)</sup></b>	<b>61<sup>(i)</sup></b>	<b>132<sup>(i)</sup></b>	<b>292<sup>(i)</sup></b>	<b>107<sup>(i)</sup></b>	<b>185<sup>(i)</sup></b>	<b>63<sup>(i)</sup></b>	<b>39<sup>(i)</sup></b>	<b>24<sup>(i)</sup></b>	<b>2352</b>	<b>452</b>	<b>1900</b>
<b>Permanent:</b>																		
Pension	4	0	4	33	7	26	1	1	0	5	4	1	0	0	0	43	12	31
TAP	340	0	340	512	61	451	55	9	46	57	20	37	3	0	3	967	90	877
Probation	14	0	14	14	0	14	1	1	0	0	0	0	0	0	0	29	1	28
Month to Month	27	0	27	24	3	21	0	0	0	0	0	0	0	0	0	51	3	48
Daily Paid	38	3	35	30	2	28	5	2	3	5	2	3	2	0	2	80	9	71
Contract	210	18	192	558	151	407	131	48	83	225	81	144	58	39	19	1182	337	845
CFBT	0	0	0	0	0	0	0	0	0	0	0	0	0	0	0	0	0	0

**Note :**

(i) - Teachers teaching more than one level of education are included in the level based on the highest number of teaching periods or number of classes taught.

### 2.3.10 TEACHERS' AGE GROUP AND YEARS OF SERVICE BY EDUCATION LEVEL, 2016

Categories	Education Level																	
	Pre-Primary (Pre school)			Primary			Secondary						Sixth Form			Total		
							Year 7 & 8			Year 9, 10 & 11								
	MF	M	F	MF	M	F	MF	M	F	MF	M	F	MF	M	F	MF	M	F
<b>Age Group</b>	<b>633<sup>(i)</sup></b>	<b>21<sup>(i)</sup></b>	<b>612<sup>(i)</sup></b>	<b>1171<sup>(i)</sup></b>	<b>224<sup>(i)</sup></b>	<b>947<sup>(i)</sup></b>	<b>193<sup>(i)</sup></b>	<b>61<sup>(i)</sup></b>	<b>132<sup>(i)</sup></b>	<b>292<sup>(i)</sup></b>	<b>107<sup>(i)</sup></b>	<b>185<sup>(i)</sup></b>	<b>63<sup>(i)</sup></b>	<b>39<sup>(i)</sup></b>	<b>24<sup>(i)</sup></b>	<b>2300</b>	<b>452</b>	<b>1900</b>
24 and below	84	0	84	48	12	36	6	0	6	5	0	5	0	0	0	143	12	131
25 - 29	139	2	137	233	31	202	44	12	32	34	8	26	1	0	1	451	53	398
30 -34	94	2	92	157	28	129	33	5	28	30	12	18	7	5	2	321	52	269
35 - 39	96	3	93	142	29	113	34	12	22	58	10	48	11	8	3	341	62	279
40 - 44	77	5	72	202	53	149	29	12	17	48	19	29	11	6	5	367	95	272
45 - 49	70	6	64	171	32	139	22	11	11	51	26	25	11	7	4	325	82	243
50 - 54	42	3	39	112	21	91	16	5	11	26	12	14	14	10	4	210	51	159
55 - 59	25	0	25	80	12	68	6	4	2	24	13	11	7	3	4	142	32	110
60 & above	6	0	6	26	6	20	3	0	3	16	7	9	1	0	1	52	13	39
<b>Service (Year)</b>	<b>633<sup>(i)</sup></b>	<b>21<sup>(i)</sup></b>	<b>612<sup>(i)</sup></b>	<b>1171<sup>(i)</sup></b>	<b>224<sup>(i)</sup></b>	<b>947<sup>(i)</sup></b>	<b>193<sup>(i)</sup></b>	<b>61<sup>(i)</sup></b>	<b>132<sup>(i)</sup></b>	<b>292<sup>(i)</sup></b>	<b>107<sup>(i)</sup></b>	<b>185<sup>(i)</sup></b>	<b>63<sup>(i)</sup></b>	<b>39<sup>(i)</sup></b>	<b>24<sup>(i)</sup></b>	<b>2352</b>	<b>452</b>	<b>1900</b>
Below 1	77	2	75	102	23	79	16	4	12	18	8	10	3	3	0	216	40	176
1 - 2	146	6	140	264	53	211	63	19	44	82	25	57	17	11	6	572	114	458
3 - 5	141	5	136	238	44	194	48	20	28	60	23	37	24	14	10	511	106	405
6 - 10	105	7	98	187	44	143	35	12	23	56	28	28	8	4	4	391	95	296
11 - 15	61	0	61	137	23	114	14	3	11	36	13	23	6	5	1	254	44	210
16 - 20	55	1	54	119	21	98	8	2	6	22	7	15	4	2	2	208	33	175
21 - 25	30	0	30	67	11	56	3	0	3	9	1	8	0	0	0	109	12	97
26 - 30	11	0	11	23	1	22	2	0	2	2	0	2	0	0	0	38	1	37
31 & above	7	0	7	34	4	30	4	1	3	7	2	5	1	0	1	53	7	46

**Note :**

(i) - Teachers teaching more than one level of education are included in the level based on the highest number of teaching periods or number of classes taught.



EDUCATION STATISTICS  
BY MINISTRY AND LEVEL  
VOCATIONAL, TECHNICAL AND  
HIGHER INSTITUTIONS  
2016

SECTION 3.1  
MINISTRY OF EDUCATION

SECTION 3.2  
MINISTRY OF RELIGIOUS AFFAIRS

SECTION 3.3  
MINISTRY OF CULTURE, YOUTH  
AND SPORTS

SECTION 3.4  
PRIME MINISTER'S OFFICE

SECTION 3.5  
PRIVATE INSTITUTIONS





# SECTION 3.1

---

EDUCATION STATISTICS  
VOCATIONAL, TECHNICAL AND  
HIGHER INSTITUTIONS  
MINISTRY OF EDUCATION  
2016







**3.1.1 NUMBER OF INSTITUTIONS BY EDUCATION LEVEL AND DISTRICT, 2016**

District	Vocational Technical	Higher Education	Total
<b>Total</b>	<b>7</b>	<b>4</b>	<b>11</b>
Brunei Muara	5	4	9
Tutong	0	0	0
Belait	2	0	2
Temburong	0	0	0

**3.1.2 ENROLMENTS BY EDUCATION LEVEL AND DISTRICT, 2016**

District	Vocational Technical			Higher Education			Total		
	MF	M	F	MF	M	F	MF	M	F
<b>Total</b>	<b>3452</b>	<b>2005</b>	<b>1447</b>	<b>9396</b>	<b>3610</b>	<b>5786</b>	<b>12848</b>	<b>5615</b>	<b>7233</b>
Brunei Muara	2665	1510	1155	9396	3610	5786	12061	5120	6941
Tutong	0	0	0	0	0	0	0	0	0
Belait	787	495	292	0	0	0	787	495	292
Temburong	0	0	0	0	0	0	0	0	0

**3.1.3 NUMBER OF INSTRUCTORS BY EDUCATION LEVEL AND DISTRICT, 2016**

District	Vocational Technical			Higher Education			Total		
	MF	M	F	MF	M	F	MF	M	F
<b>Total</b>	<b>472</b>	<b>226</b>	<b>246</b>	<b>686</b>	<b>372</b>	<b>314</b>	<b>1158</b>	<b>598</b>	<b>560</b>
Brunei Muara	344	161	183	686	372	314	1030	533	497
Tutong	0	0	0	0	0	0	0	0	0
Belait	128	65	63	0	0	0	128	65	63
Temburong	0	0	0	0	0	0	0	0	0

**3.1.4 ENROLMENTS AND NUMBER OF INSTRUCTORS BY EDUCATION LEVEL, 2016**

District	Students			Instructors		
	MF	M	F	MF	M	F
<b>Total</b>	<b>12848</b>	<b>5615</b>	<b>7233</b>	<b>1158</b>	<b>598</b>	<b>560</b>
<b>Vocational Technical</b>	<b>3452</b>	<b>2005</b>	<b>1447</b>	<b>472</b>	<b>226</b>	<b>246</b>
Year 1	2124	1225	899	472	226	246
Year 2	1247	717	530			
Year 3	81	63	18			
<b>Higher Education</b>	<b>9396</b>	<b>3610</b>	<b>5786</b>	<b>686</b>	<b>372</b>	<b>314</b>
Year 1	2836	1086	1750	686	372	314
Year 2	2786	1096	1690			
Year 3	2359	906	1453			
Year 4	1332	488	844			
Year 5	78	32	46			
Year 6	5	2	3			

### 3.1.5 VOCATIONAL TECHNICAL ENROLMENTS BY EDUCATION LEVEL AND DISTRICT, 2016

District	Year 1			Year 2			Year 3			Total		
	MF	M	F	MF	M	F	MF	M	F	MF	M	F
<b>Vocational Technical Total</b>	<b>2124</b>	<b>1225</b>	<b>899</b>	<b>1247</b>	<b>717</b>	<b>530</b>	<b>81</b>	<b>63</b>	<b>18</b>	<b>3452</b>	<b>2005</b>	<b>1447</b>
Brunei Muara	1713	971	742	924	517	407	28	22	6	2665	1510	1155
Tutong	0	0	0	0	0	0	0	0	0	0	0	0
Belait	411	254	157	323	200	123	53	41	12	787	495	292
Temburong	0	0	0	0	0	0	0	0	0	0	0	0

### 3.1.6 HIGHER EDUCATION ENROLMENTS BY EDUCATION LEVEL AND DISTRICT, 2016

District	Year 1			Year 2			Year 3			Year 4			Year 5			Year 6			Total		
	MF	M	F	MF	M	F	MF	M	F	MF	M	F	MF	M	F	MF	M	F	MF	M	F
<b>Higher Education Total</b>	<b>2836</b>	<b>1086</b>	<b>1750</b>	<b>2786</b>	<b>1096</b>	<b>1690</b>	<b>2359</b>	<b>906</b>	<b>1453</b>	<b>1332</b>	<b>488</b>	<b>844</b>	<b>78</b>	<b>32</b>	<b>46</b>	<b>5</b>	<b>2</b>	<b>3</b>	<b>9396</b>	<b>3610</b>	<b>5786</b>
Brunei Muara	2836	1086	1750	2786	1096	1690	2359	906	1453	1332	488	844	78	32	46	5	2	3	9396	3610	5786
Tutong	0	0	0	0	0	0	0	0	0	0	0	0	0	0	0	0	0	0	0	0	0
Belait	0	0	0	0	0	0	0	0	0	0	0	0	0	0	0	0	0	0	0	0	0
Temburong	0	0	0	0	0	0	0	0	0	0	0	0	0	0	0	0	0	0	0	0	0

### 3.1.7 VOCATIONAL TECHNICAL - NUMBER OF NEW AND REPEATERS, 2016

Education Level	New			Repeaters			Total		
	MF	M	F	MF	M	F	MF	M	F
<b>Vocational Technical Total</b>	<b>3412</b>	<b>1978</b>	<b>1434</b>	<b>40</b>	<b>27</b>	<b>13</b>	<b>3452</b>	<b>2005</b>	<b>1447</b>
Year 1	2096	1202	894	28	23	5	2124	1225	899
Year 2	1235	713	522	12	4	8	1247	717	530
Year 3	81	63	18	0	0	0	81	63	18
<b>SULTAN SAIFUL RIJAL CAMPUS</b>	<b>763</b>	<b>398</b>	<b>365</b>	<b>3</b>	<b>1</b>	<b>2</b>	<b>766</b>	<b>399</b>	<b>367</b>
Year 1	427	211	216	3	1	2	430	212	218
Year 2	308	165	143	0	0	0	308	165	143
Year 3	28	22	6	0	0	0	28	22	6
<b>MECHANICAL CAMPUS</b>	<b>692</b>	<b>557</b>	<b>135</b>	<b>23</b>	<b>21</b>	<b>2</b>	<b>715</b>	<b>578</b>	<b>137</b>
Year 1	497	403	94	23	21	2	520	424	96
Year 2	195	154	41	0	0	0	195	154	41
Year 3	z	z	z	z	z	z	z	z	z
<b>BUSINESS CAMPUS</b>	<b>531</b>	<b>164</b>	<b>367</b>	<b>0</b>	<b>0</b>	<b>0</b>	<b>531</b>	<b>164</b>	<b>367</b>
Year 1	355	107	248	0	0	0	355	107	248
Year 2	176	57	119	0	0	0	176	57	119
Year 3	z	z	z	z	z	z	z	z	z
<b>NAKHODA RAGAM CAMPUS</b>	<b>380</b>	<b>242</b>	<b>138</b>	<b>0</b>	<b>0</b>	<b>0</b>	<b>380</b>	<b>242</b>	<b>138</b>
Year 1	210	127	83	0	0	0	210	127	83
Year 2	170	115	55	0	0	0	170	115	55
Year 3	z	z	z	z	z	z	z	z	z
<b>AGRO-TECHNOLOGY CAMPUS</b>	<b>263</b>	<b>124</b>	<b>139</b>	<b>10</b>	<b>3</b>	<b>7</b>	<b>273</b>	<b>127</b>	<b>146</b>
Year 1	197	101	96	1	0	1	198	101	97
Year 2	66	23	43	9	3	6	75	26	49
Year 3	z	z	z	z	z	z	z	z	z

## 3.1.7 VOCATIONAL TECHNICAL - NUMBER OF NEW AND REPEATERS, 2016

Education Level	New			Repeaters			Total		
	MF	M	F	MF	M	F	MF	M	F
<b>JEFRI BOLKIAH CAMPUS</b>	<b>388</b>	<b>280</b>	<b>108</b>	<b>4</b>	<b>2</b>	<b>2</b>	<b>392</b>	<b>282</b>	<b>110</b>
Year 1	155	117	38	1	1	0	156	118	38
Year 2	180	122	58	3	1	2	183	123	60
Year 3	53	41	12	0	0	0	53	41	12
<b>SULTAN BOLKIAH CAMPUS</b>	<b>395</b>	<b>213</b>	<b>182</b>	<b>0</b>	<b>0</b>	<b>0</b>	<b>395</b>	<b>213</b>	<b>182</b>
Year 1	255	136	119	0	0	0	255	136	119
Year 2	140	77	63	0	0	0	140	77	63
Year 3	z	z	z	z	z	z	z	z	z

## 3.1.8 HIGHER EDUCATION - NUMBER OF NEW AND REPEATERS, 2016

Education Level	New			Repeaters			Total		
	MF	M	F	MF	M	F	MF	M	F
<b>Higher Education Total</b>	<b>9291</b>	<b>3550</b>	<b>5741</b>	<b>105</b>	<b>60</b>	<b>45</b>	<b>9396</b>	<b>3610</b>	<b>5786</b>
Year 1	2815	1070	1745	21	16	5	2836	1086	1750
Year 2	2713	1054	1659	73	42	31	2786	1096	1690
Year 3	2359	906	1453	0	0	0	2359	906	1453
Year 4	1322	486	836	10	2	8	1332	488	844
Year 5	77	32	45	1	0	1	78	32	46
Year 6	5	2	3	0	0	0	5	2	3
<b>UBD</b>	<b>5045</b>	<b>1617</b>	<b>3428</b>	<b>0</b>	<b>0</b>	<b>0</b>	<b>5045</b>	<b>1617</b>	<b>3428</b>
Year 1	1582	506	1076	0	0	0	1582	506	1076
Year 2	1422	460	962	0	0	0	1422	460	962
Year 3	1291	412	879	0	0	0	1291	412	879
Year 4	691	215	476	0	0	0	691	215	476
Year 5	54	22	32	0	0	0	54	22	32
Year 6	5	2	3	0	0	0	5	2	3
<b>UNISSA</b>	<b>860</b>	<b>304</b>	<b>556</b>	<b>16</b>	<b>6</b>	<b>10</b>	<b>876</b>	<b>310</b>	<b>566</b>
Year 1	291	109	182	0	0	0	291	109	182
Year 2	225	83	142	5	4	1	230	87	143
Year 3	191	75	116	0	0	0	191	75	116
Year 4	130	27	103	10	2	8	140	29	111
Year 5	23	10	13	1	0	1	24	10	14
Year 6	z	z	z	z	z	z	z	z	z
<b>UTB</b>	<b>1855</b>	<b>921</b>	<b>934</b>	<b>0</b>	<b>0</b>	<b>0</b>	<b>1855</b>	<b>921</b>	<b>934</b>
Year 1	212	118	94	0	0	0	212	118	94
Year 2	265	140	125	0	0	0	265	140	125
Year 3	877	419	458	0	0	0	877	419	458
Year 4	501	244	257	0	0	0	501	244	257
Year 5	z	z	z	0	z	z	z	z	z
Year 6	z	z	z	0	z	z	z	z	z
<b>PB</b>	<b>1531</b>	<b>708</b>	<b>823</b>	<b>89</b>	<b>54</b>	<b>35</b>	<b>1620</b>	<b>762</b>	<b>858</b>
Year 1	730	337	393	21	16	5	751	353	398
Year 2	801	371	430	68	38	30	869	409	460
Year 3	z	z	z	z	z	z	z	z	z
Year 4	z	z	z	z	z	z	z	z	z
Year 5	z	z	z	z	z	z	z	z	z
Year 6	z	z	z	z	z	z	z	z	z

### 3.1.9 VOCATIONAL TECHNICAL ENROLMENTS BY AGE AND EDUCATION LEVEL, 2016

Education Level	Gender	Age (in years)																		Total	
		≤ 15	16	17	18	19	20	21	22	23	24	25	26	27	28	29	30-34	35-39	≥ 40		Unknown
<b>Vocational Technical Total</b>	<b>MF</b>	0	29	354	777	768	553	352	237	131	77	45	37	22	19	14	30	7	0	0	3452
	<b>M</b>	0	15	176	429	433	321	212	148	95	51	35	26	15	16	8	20	5	0	0	2005
	<b>F</b>	0	14	178	348	335	232	140	89	36	26	10	11	7	3	6	10	2	0	0	1447
Year 1	<b>MF</b>	0	29	331	571	444	277	169	107	60	45	24	20	12	8	8	15	4	0	0	2124
	<b>M</b>	0	15	165	310	248	159	108	77	45	32	18	15	8	7	5	10	3	0	0	1225
	<b>F</b>	0	14	166	261	196	118	61	30	15	13	6	5	4	1	3	5	1	0	0	899
Year 2	<b>MF</b>	0	0	23	200	312	259	171	116	66	30	20	17	9	8	4	10	2	0	0	1247
	<b>M</b>	0	0	11	115	175	150	97	61	45	17	16	11	6	6	1	5	1	0	0	717
	<b>F</b>	0	0	12	85	137	109	74	55	21	13	4	6	3	2	3	5	1	0	0	530
Year 3	<b>MF</b>	0	0	0	6	12	17	12	14	5	2	1	0	1	3	2	5	1	0	0	81
	<b>M</b>	0	0	0	4	10	12	7	10	5	2	1	0	1	3	2	5	1	0	0	63
	<b>F</b>	0	0	0	2	2	5	5	4	0	0	0	0	0	0	0	0	0	0	0	18
<b>SULTAN SAIFUL RIJAL CAMPUS</b>	<b>MF</b>	0	15	125	183	174	91	57	49	31	14	8	6	3	2	2	4	2	0	0	766
	<b>M</b>	0	7	59	87	88	42	32	31	25	6	7	3	3	2	1	4	2	0	0	399
	<b>F</b>	0	8	66	96	86	49	25	18	6	8	1	3	0	0	1	0	0	0	0	367
Year 1	<b>MF</b>	0	15	121	120	78	42	23	13	8	6	2	0	1	0	1	0	0	0	0	430
	<b>M</b>	0	7	58	57	37	18	13	10	6	2	2	0	1	0	1	0	0	0	0	212
	<b>F</b>	0	8	63	63	41	24	10	3	2	4	0	0	0	0	0	0	0	0	0	218
Year 2	<b>MF</b>	0	0	4	62	96	49	29	25	19	7	6	6	1	1	1	1	1	0	0	308
	<b>M</b>	0	0	1	30	51	24	16	13	15	3	5	3	1	1	0	1	1	0	0	165
	<b>F</b>	0	0	3	32	45	25	13	12	4	4	1	3	0	0	1	0	0	0	0	143
Year 3	<b>MF</b>	0	0	0	1	0	0	5	11	4	1	0	0	1	1	0	3	1	0	0	28
	<b>M</b>	0	0	0	0	0	0	3	8	4	1	0	0	1	1	0	3	1	0	0	22
	<b>F</b>	0	0	0	1	0	0	2	3	0	0	0	0	0	0	0	0	0	0	0	6
<b>MECHANICAL CAMPUS</b>	<b>MF</b>	0	0	32	135	116	110	84	77	47	35	27	17	8	5	6	13	3	0	0	715
	<b>M</b>	0	0	25	112	97	87	68	56	40	30	24	14	6	4	4	9	2	0	0	578
	<b>F</b>	0	0	7	23	19	23	16	21	7	5	3	3	2	1	2	4	1	0	0	137
Year 1	<b>MF</b>	0	0	29	107	79	63	66	48	34	29	18	15	7	5	6	11	3	0	0	520
	<b>M</b>	0	0	22	90	66	52	56	36	27	25	15	12	5	4	4	8	2	0	0	424
	<b>F</b>	0	0	7	17	13	11	10	12	7	4	3	3	2	1	2	3	1	0	0	96
Year 2	<b>MF</b>	0	0	3	28	37	47	18	29	13	6	9	2	1	0	0	2	0	0	0	195
	<b>M</b>	0	0	3	22	31	35	12	20	13	5	9	2	1	0	0	1	0	0	0	154
	<b>F</b>	0	0	0	6	6	12	6	9	0	1	0	0	0	0	0	1	0	0	0	41
Year 3	<b>MF</b>	z	z	z	z	z	z	z	z	z	z	z	z	z	z	z	z	z	z	z	z
	<b>M</b>	z	z	z	z	z	z	z	z	z	z	z	z	z	z	z	z	z	z	z	z
	<b>F</b>	z	z	z	z	z	z	z	z	z	z	z	z	z	z	z	z	z	z	z	z

3.1.9 VOCATIONAL TECHNICAL ENROLMENTS BY AGE AND EDUCATION LEVEL, 2016

Education Level	Gender	Age (in years)																			Total
		≤ 15	16	17	18	19	20	21	22	23	24	25	26	27	28	29	30-34	35-39	≥ 40	Unknown	
BUSINESS CAMPUS	MF	0	7	64	141	133	96	44	17	10	5	2	1	2	2	2	4	1	0	0	531
	M	0	2	13	51	38	32	15	7	4	1	0	0	0	0	0	1	0	0	0	164
	F	0	5	51	90	95	64	29	10	6	4	2	1	2	2	2	3	1	0	0	367
Year 1	MF	0	7	61	115	85	50	17	8	4	4	1	1	0	0	0	2	0	0	0	355
	M	0	2	13	39	26	13	6	5	2	1	0	0	0	0	0	0	0	0	0	107
	F	0	5	48	76	59	37	11	3	2	3	1	1	0	0	0	2	0	0	0	248
Year 2	MF	0	0	3	26	48	46	27	9	6	1	1	0	2	2	2	2	1	0	0	176
	M	0	0	0	12	12	19	9	2	2	0	0	0	0	0	0	1	0	0	0	57
	F	0	0	3	14	36	27	18	7	4	1	1	0	2	2	2	1	1	0	0	119
Year 3	MF	Z	Z	Z	Z	Z	Z	Z	Z	Z	Z	Z	Z	Z	Z	Z	Z	Z	Z	Z	Z
	M	Z	Z	Z	Z	Z	Z	Z	Z	Z	Z	Z	Z	Z	Z	Z	Z	Z	Z	Z	Z
	F	Z	Z	Z	Z	Z	Z	Z	Z	Z	Z	Z	Z	Z	Z	Z	Z	Z	Z	Z	Z
NAKHODA RAGAM CAMPUS	MF	0	1	27	83	98	85	42	20	12	5	2	2	1	1	0	1	0	0	0	380
	M	0	1	19	49	62	56	25	11	9	5	1	1	1	1	0	1	0	0	0	242
	F	0	0	8	34	36	29	17	9	3	0	1	1	0	0	0	0	0	0	0	138
Year 1	MF	0	1	24	57	63	37	16	8	4	0	0	0	0	0	0	0	0	0	0	210
	M	0	1	17	33	39	21	8	5	3	0	0	0	0	0	0	0	0	0	0	127
	F	0	0	7	24	24	16	8	3	1	0	0	0	0	0	0	0	0	0	0	83
Year 2	MF	0	0	3	26	35	48	26	12	8	5	2	2	1	1	0	1	0	0	0	170
	M	0	0	2	16	23	35	17	6	6	5	1	1	1	1	0	1	0	0	0	115
	F	0	0	1	10	12	13	9	6	2	0	1	1	0	0	0	0	0	0	0	55
Year 3	MF	Z	Z	Z	Z	Z	Z	Z	Z	Z	Z	Z	Z	Z	Z	Z	Z	Z	Z	Z	Z
	M	Z	Z	Z	Z	Z	Z	Z	Z	Z	Z	Z	Z	Z	Z	Z	Z	Z	Z	Z	Z
	F	Z	Z	Z	Z	Z	Z	Z	Z	Z	Z	Z	Z	Z	Z	Z	Z	Z	Z	Z	Z
AGRO-TECHNOLOGY CAMPUS	MF	0	2	41	67	61	27	24	18	10	8	1	4	4	3	0	2	1	0	0	273
	M	0	2	20	30	27	16	10	9	4	2	0	2	1	3	0	0	1	0	0	127
	F	0	0	21	37	34	11	14	9	6	6	1	2	3	0	0	2	0	0	0	146
Year 1	MF	0	2	40	64	47	18	9	5	3	2	0	3	2	2	0	0	1	0	0	198
	M	0	2	20	30	23	11	4	4	2	0	0	2	0	2	0	0	1	0	0	101
	F	0	0	20	34	24	7	5	1	1	2	0	1	2	0	0	0	0	0	0	97
Year 2	MF	0	0	1	3	14	9	15	13	7	6	1	1	2	1	0	2	0	0	0	75
	M	0	0	0	0	4	5	6	5	2	2	0	0	1	1	0	0	0	0	0	26
	F	0	0	1	3	10	4	9	8	5	4	1	1	1	0	0	2	0	0	0	49
Year 3	MF	Z	Z	Z	Z	Z	Z	Z	Z	Z	Z	Z	Z	Z	Z	Z	Z	Z	Z	Z	Z
	M	Z	Z	Z	Z	Z	Z	Z	Z	Z	Z	Z	Z	Z	Z	Z	Z	Z	Z	Z	Z
	F	Z	Z	Z	Z	Z	Z	Z	Z	Z	Z	Z	Z	Z	Z	Z	Z	Z	Z	Z	Z

### 3.1.9 VOCATIONAL TECHNICAL ENROLMENTS BY AGE AND EDUCATION LEVEL, 2016

Education Level	Gender	Age (in years)																			Total
		≤ 15	16	17	18	19	20	21	22	23	24	25	26	27	28	29	30-34	35-39	≥ 40	Unknown	
JEFRI BOLKIAH CAMPUS	MF	0	3	44	85	88	69	42	25	6	4	4	6	4	5	4	3	0	0	0	392
	M	0	2	28	63	65	44	29	20	5	2	3	6	4	5	3	3	0	0	0	282
	F	0	1	16	22	23	25	13	5	1	2	1	0	0	0	1	0	0	0	0	110
Year 1	MF	0	3	35	38	23	21	15	11	3	1	2	1	2	0	1	0	0	0	0	156
	M	0	2	23	30	17	16	12	11	2	1	1	1	2	0	0	0	0	0	0	118
	F	0	1	12	8	6	5	3	0	1	0	1	0	0	0	1	0	0	0	0	38
Year 2	MF	0	0	9	42	53	31	20	11	2	2	1	5	2	3	1	1	0	0	0	183
	M	0	0	5	29	38	16	13	7	2	0	1	5	2	3	1	1	0	0	0	123
	F	0	0	4	13	15	15	7	4	0	2	0	0	0	0	0	0	0	0	0	60
Year 3	MF	0	0	0	5	12	17	7	3	1	1	1	0	0	2	2	2	0	0	0	53
	M	0	0	0	4	10	12	4	2	1	1	1	0	0	2	2	2	0	0	0	41
	F	0	0	0	1	2	5	3	1	0	0	0	0	0	0	0	0	0	0	0	12
SULTAN BOLKIAH CAMPUS	MF	0	1	21	83	98	75	59	31	15	6	1	1	0	1	0	3	0	0	0	395
	M	0	1	12	37	56	44	33	14	8	5	0	0	0	1	0	2	0	0	0	213
	F	0	0	9	46	42	31	26	17	7	1	1	1	0	0	0	1	0	0	0	182
Year 1	MF	0	1	21	70	69	46	23	14	4	3	1	0	0	1	0	2	0	0	0	255
	M	0	1	12	31	40	28	9	6	3	3	0	0	0	1	0	2	0	0	0	136
	F	0	0	9	39	29	18	14	8	1	0	1	0	0	0	0	0	0	0	0	119
Year 2	MF	0	0	0	13	29	29	36	17	11	3	0	1	0	0	0	1	0	0	0	140
	M	0	0	0	6	16	16	24	8	5	2	0	0	0	0	0	0	0	0	0	77
	F	0	0	0	7	13	13	12	9	6	1	0	1	0	0	0	1	0	0	0	63
Year 3	MF	z	z	z	z	z	z	z	z	z	z	z	z	z	z	z	z	z	z	z	z
	M	z	z	z	z	z	z	z	z	z	z	z	z	z	z	z	z	z	z	z	z
	F	z	z	z	z	z	z	z	z	z	z	z	z	z	z	z	z	z	z	z	z

### 3.1.10 HIGHER EDUCATION ENROLMENTS BY AGE AND EDUCATION LEVEL, 2016

Education Level	Gender	Age (in years)																			Total
		16	17	18	19	20	21	22	23	24	25	26	27	28	29	30-34	35-39	≥ 40	Unknown		
Higher Education Total	MF	32	249	708	1236	1419	1533	1339	931	594	376	235	124	83	79	217	127	74	40	9396	
	M	13	103	266	448	523	585	543	356	249	159	103	50	32	28	78	38	26	10	3610	
	F	19	146	442	788	896	948	796	575	345	217	132	74	51	51	139	89	48	30	5786	
Year 1	MF	32	217	503	651	332	169	298	230	124	62	29	23	17	23	64	29	13	20	2836	
	M	13	87	191	250	135	71	134	71	44	24	11	8	5	10	20	1	6	5	1086	
	F	19	130	312	401	197	98	164	159	80	38	18	15	12	13	44	28	7	15	1750	
Year 2	MF	0	32	195	470	677	465	275	173	149	91	67	25	19	19	56	32	27	14	2786	
	M	0	16	74	171	263	195	116	66	55	35	25	13	7	6	26	20	6	2	1096	
	F	0	16	121	299	414	270	159	107	94	56	42	12	12	13	30	12	21	12	1690	
Year 3	MF	0	0	10	115	388	543	356	302	208	137	96	47	22	27	56	31	17	4	2359	
	M	0	0	1	27	121	194	145	136	99	64	45	18	12	8	18	9	6	3	906	
	F	0	0	9	88	267	349	211	166	109	73	51	29	10	19	38	22	11	1	1453	
Year 4	MF	0	0	0	0	22	353	389	191	104	84	42	29	23	9	38	34	12	2	1332	
	M	0	0	0	0	4	124	142	72	46	35	21	11	7	4	11	7	4	0	488	
	F	0	0	0	0	18	229	247	119	58	49	21	18	16	5	27	27	8	2	844	
Year 5	MF	0	0	0	0	0	3	21	33	7	2	1	0	2	1	3	1	4	0	78	
	M	0	0	0	0	0	1	6	10	4	1	1	0	1	0	3	1	4	0	32	
	F	0	0	0	0	0	2	15	23	3	1	0	0	1	1	0	0	0	0	46	
Year 6	MF	0	0	0	0	0	0	0	2	2	0	0	0	0	0	0	1	0	0	5	
	M	0	0	0	0	0	0	0	1	1	0	0	0	0	0	0	0	0	0	2	
	F	0	0	0	0	0	0	0	1	1	0	0	0	0	0	0	0	1	0	3	
UBD	MF	0	94	440	749	770	798	651	450	305	178	92	61	40	44	175	97	61	40	5045	
	M	0	32	149	241	255	239	201	141	108	68	32	25	10	15	52	24	15	10	1617	
	F	0	62	291	508	515	559	450	309	197	110	60	36	30	29	123	73	46	30	3428	
Year 1	MF	0	89	351	367	145	82	120	129	75	37	24	17	16	17	54	27	12	20	1582	
	M	0	31	121	128	60	33	33	27	15	12	6	4	5	7	13	1	5	5	506	
	F	0	58	230	239	85	49	87	102	60	25	18	13	11	10	41	26	7	15	1076	
Year 2	MF	0	5	79	267	278	198	153	109	101	60	28	21	12	10	40	23	24	14	1422	
	M	0	1	27	86	92	59	52	33	32	21	8	11	3	2	15	13	3	2	460	
	F	0	4	52	181	186	139	101	76	69	39	20	10	9	8	25	10	21	12	962	
Year 3	MF	0	0	10	115	325	298	137	128	89	47	26	14	4	13	45	22	14	4	1291	
	M	0	0	1	27	99	79	43	55	41	21	11	6	1	4	13	5	3	3	412	
	F	0	0	9	88	226	219	94	73	48	26	15	8	3	9	32	17	11	1	879	
Year 4	MF	0	0	0	0	22	217	226	61	32	32	13	9	7	4	34	24	8	2	691	
	M	0	0	0	0	4	67	69	19	15	13	6	4	1	2	9	4	2	0	215	
	F	0	0	0	0	18	150	157	42	17	19	7	5	6	2	25	20	6	2	476	
Year 5	MF	0	0	0	0	0	3	15	21	6	2	1	0	1	0	2	1	2	0	54	
	M	0	0	0	0	0	1	4	6	4	1	1	0	0	0	2	1	2	0	22	
	F	0	0	0	0	0	2	11	15	2	1	0	0	1	0	0	0	0	0	32	
Year 6	MF	0	0	0	0	0	0	0	2	2	0	0	0	0	0	0	0	1	0	5	
	M	0	0	0	0	0	0	0	1	1	0	0	0	0	0	0	0	0	0	2	
	F	0	0	0	0	0	0	0	1	1	0	0	0	0	0	0	0	1	0	3	

### 3.1.10 HIGHER EDUCATION ENROLMENTS BY AGE AND EDUCATION LEVEL, 2016

Education Level	Gender	Age (in years)																		Total
		16	17	18	19	20	21	22	23	24	25	26	27	28	29	30-34	35-39	≥ 40	Unknown	
<b>UNISSA</b>	<b>MF</b>	1	3	28	134	143	182	125	81	32	36	24	14	16	9	24	13	11	0	876
	<b>M</b>	1	0	10	43	50	70	39	21	12	8	9	5	8	2	16	7	9	0	310
	<b>F</b>	0	3	18	91	93	112	86	60	20	28	15	9	8	7	8	6	2	0	566
Year 1	<b>MF</b>	1	3	27	116	70	22	9	3	13	10	3	4	0	3	6	1	0	0	291
	<b>M</b>	1	0	9	38	28	9	3	0	7	3	3	4	0	0	4	0	0	0	109
	<b>F</b>	0	3	18	78	42	13	6	3	6	7	0	0	0	3	2	1	0	0	182
Year 2	<b>MF</b>	0	0	1	18	73	63	26	8	3	7	8	1	0	2	11	6	3	0	230
	<b>M</b>	0	0	1	5	22	24	10	3	2	2	3	0	0	0	7	5	3	0	87
	<b>F</b>	0	0	0	13	51	39	16	5	1	5	5	1	0	2	4	1	0	0	143
Year 3	<b>MF</b>	0	0	0	0	0	75	34	25	10	14	11	4	5	3	5	3	2	0	191
	<b>M</b>	0	0	0	0	0	36	12	7	2	3	3	0	4	2	3	1	2	0	75
	<b>F</b>	0	0	0	0	0	39	22	18	8	11	8	4	1	1	2	2	0	0	116
Year 4	<b>MF</b>	0	0	0	0	0	22	50	33	5	5	2	5	10	0	1	3	4	0	140
	<b>M</b>	0	0	0	0	0	1	12	7	1	0	0	1	3	0	1	1	2	0	29
	<b>F</b>	0	0	0	0	0	21	38	26	4	5	2	4	7	0	0	2	2	0	111
Year 5	<b>MF</b>	0	0	0	0	0	0	6	12	1	0	0	0	1	1	1	0	2	0	24
	<b>M</b>	0	0	0	0	0	0	2	4	0	0	0	0	1	0	1	0	2	0	10
	<b>F</b>	0	0	0	0	0	0	4	8	1	0	0	0	0	1	0	0	0	0	14
Year 6	<b>MF</b>	z	z	z	z	z	z	z	z	z	z	z	z	z	z	z	z	z	z	z
	<b>M</b>	z	z	z	z	z	z	z	z	z	z	z	z	z	z	z	z	z	z	z
	<b>F</b>	z	z	z	z	z	z	z	z	z	z	z	z	z	z	z	z	z	z	z
<b>UTB</b>	<b>MF</b>	0	0	19	60	143	320	425	325	204	140	99	46	25	21	11	15	2	0	1855
	<b>M</b>	0	0	10	30	60	156	225	154	109	74	52	19	13	7	4	6	2	0	921
	<b>F</b>	0	0	9	30	83	164	200	171	95	66	47	27	12	14	7	9	0	0	934
Year 1	<b>MF</b>	0	0	0	0	0	0	118	67	16	7	0	1	0	0	1	1	1	0	212
	<b>M</b>	0	0	0	0	0	0	69	26	15	7	0	0	0	0	0	0	1	0	118
	<b>F</b>	0	0	0	0	0	0	49	41	1	0	0	1	0	0	1	1	0	0	94
Year 2	<b>MF</b>	0	0	19	60	80	36	9	12	12	10	13	1	6	5	1	1	0	0	265
	<b>M</b>	0	0	10	30	38	21	5	8	8	5	6	1	3	3	1	1	0	0	140
	<b>F</b>	0	0	9	30	42	15	4	4	4	5	7	0	3	2	0	0	0	0	125
Year 3	<b>MF</b>	0	0	0	0	63	170	185	149	109	76	59	29	13	11	6	6	1	0	877
	<b>M</b>	0	0	0	0	22	79	90	74	56	40	31	12	7	2	2	3	1	0	419
	<b>F</b>	0	0	0	0	41	91	95	75	53	36	28	17	6	9	4	3	0	0	458
Year 4	<b>MF</b>	0	0	0	0	0	114	113	97	67	47	27	15	6	5	3	7	0	0	501
	<b>M</b>	0	0	0	0	0	56	61	46	30	22	15	6	3	2	1	2	0	0	244
	<b>F</b>	0	0	0	0	0	58	52	51	37	25	12	9	3	3	2	5	0	0	257
Year 5	<b>MF</b>	z	z	z	z	z	z	z	z	z	z	z	z	z	z	z	z	z	z	z
	<b>M</b>	z	z	z	z	z	z	z	z	z	z	z	z	z	z	z	z	z	z	z
	<b>F</b>	z	z	z	z	z	z	z	z	z	z	z	z	z	z	z	z	z	z	z
Year 6	<b>MF</b>	z	z	z	z	z	z	z	z	z	z	z	z	z	z	z	z	z	z	z
	<b>M</b>	z	z	z	z	z	z	z	z	z	z	z	z	z	z	z	z	z	z	z
	<b>F</b>	z	z	z	z	z	z	z	z	z	z	z	z	z	z	z	z	z	z	z



### 3.1.10 HIGHER EDUCATION ENROLMENTS BY AGE AND EDUCATION LEVEL, 2016

Education Level	Gender	Age (in years)																	Total	
		16	17	18	19	20	21	22	23	24	25	26	27	28	29	30-34	35-39	≥ 40		Unknown
PB	MF	31	152	221	293	363	233	138	75	53	22	20	3	2	5	7	2	0	0	1620
	M	12	71	97	134	158	120	78	40	20	9	10	1	1	4	6	1	0	0	762
	F	19	81	124	159	205	113	60	35	33	13	10	2	1	1	1	1	0	0	858
Year 1	MF	31	125	125	168	117	65	51	31	20	8	2	1	1	3	3	0	0	0	751
	M	12	56	61	84	47	29	29	18	7	2	2	0	0	3	3	0	0	0	353
	F	19	69	64	84	70	36	22	13	13	6	0	1	1	0	0	0	0	0	398
Year 2	MF	0	27	96	125	246	168	87	44	33	14	18	2	1	2	4	2	0	0	869
	M	0	15	36	50	111	91	49	22	13	7	8	1	1	1	3	1	0	0	409
	F	0	12	60	75	135	77	38	22	20	7	10	1	0	1	1	1	0	0	460
Year 3	MF	z	z	z	z	z	z	z	z	z	z	z	z	z	z	z	z	z	z	z
	M	z	z	z	z	z	z	z	z	z	z	z	z	z	z	z	z	z	z	z
	F	z	z	z	z	z	z	z	z	z	z	z	z	z	z	z	z	z	z	z
Year 4	MF	z	z	z	z	z	z	z	z	z	z	z	z	z	z	z	z	z	z	z
	M	z	z	z	z	z	z	z	z	z	z	z	z	z	z	z	z	z	z	z
	F	z	z	z	z	z	z	z	z	z	z	z	z	z	z	z	z	z	z	z
Year 5	MF	z	z	z	z	z	z	z	z	z	z	z	z	z	z	z	z	z	z	z
	M	z	z	z	z	z	z	z	z	z	z	z	z	z	z	z	z	z	z	z
	F	z	z	z	z	z	z	z	z	z	z	z	z	z	z	z	z	z	z	z
Year 6	MF	z	z	z	z	z	z	z	z	z	z	z	z	z	z	z	z	z	z	z
	M	z	z	z	z	z	z	z	z	z	z	z	z	z	z	z	z	z	z	z
	F	z	z	z	z	z	z	z	z	z	z	z	z	z	z	z	z	z	z	z

### 3.1.11 VOCATIONAL TECHNICAL ENROLMENTS BY RACE AND EDUCATION LEVEL, 2016

Education Level	Gender	Race										
		Malay		Other Indigenous		Chinese		Others		Total		
		C	NC	C	NC	C	NC	C	NC	C	NC	CNC
<b>Vocational Technical Total</b>	MF	3094	11	158	3	88	20	69	9	3409	43	3452
	M	1797	7	80	2	60	15	40	4	1977	28	2005
	F	1297	4	78	1	28	5	29	5	1432	15	1447
Year 1	MF	1918	11	94	2	45	11	39	4	2096	28	2124
	M	1111	7	45	1	24	9	25	3	1205	20	1225
	F	807	4	49	1	21	2	14	1	891	8	899
Year 2	MF	1112	0	59	1	38	6	28	3	1237	10	1247
	M	636	0	32	1	31	3	13	1	712	5	717
	F	476	0	27	0	7	3	15	2	525	5	530
Year 3	MF	64	0	5	0	5	3	2	2	76	5	81
	M	50	0	3	0	5	3	2	0	60	3	63
	F	14	0	2	0	0	0	0	2	16	2	18
<b>SULTAN SAIFUL RIJAL CAMPUS</b>	MF	713	3	8	1	25	2	11	3	757	9	766
	M	366	2	3	1	17	2	6	2	392	7	399
	F	347	1	5	0	8	0	5	1	365	2	367
Year 1	MF	400	3	8	1	12	2	2	2	422	8	430
	M	195	2	3	1	6	2	2	1	206	6	212
	F	205	1	5	0	6	0	0	1	216	2	218
Year 2	MF	287	0	0	0	12	0	8	1	307	1	308
	M	151	0	0	0	10	0	3	1	164	1	165
	F	136	0	0	0	2	0	5	0	143	0	143
Year 3	MF	26	0	0	0	1	0	1	0	28	0	28
	M	20	0	0	0	1	0	1	0	22	0	22
	F	6	0	0	0	0	0	0	0	6	0	6
<b>MECHANICAL CAMPUS</b>	MF	672	0	27	0	10	0	6	0	715	0	715
	M	542	0	23	0	8	0	5	0	578	0	578
	F	130	0	4	0	2	0	1	0	137	0	137
Year 1	MF	482	0	24	0	8	0	6	0	520	0	520
	M	392	0	21	0	6	0	5	0	424	0	424
	F	90	0	3	0	2	0	1	0	96	0	96
Year 2	MF	190	0	3	0	2	0	0	0	195	0	195
	M	150	0	2	0	2	0	0	0	154	0	154
	F	40	0	1	0	0	0	0	0	41	0	41
Year 3	MF	z	z	z	z	z	z	z	z	z	z	z
	M	z	z	z	z	z	z	z	z	z	z	z
	F	z	z	z	z	z	z	z	z	z	z	z
<b>BUSINESS CAMPUS</b>	MF	491	2	15	1	14	2	6	0	526	5	531
	M	157	0	2	0	3	0	2	0	164	0	164
	F	334	2	13	1	11	2	4	0	362	5	367
Year 1	MF	324	2	12	1	11	1	4	0	351	4	355
	M	103	0	2	0	1	0	1	0	107	0	107
	F	221	2	10	1	10	1	3	0	244	4	248
Year 2	MF	167	0	3	0	3	1	2	0	175	1	176
	M	54	0	0	0	2	0	1	0	57	0	57
	F	113	0	3	0	1	1	1	0	118	1	119
Year 3	MF	z	z	z	z	z	z	z	z	z	z	z
	M	z	z	z	z	z	z	z	z	z	z	z
	F	z	z	z	z	z	z	z	z	z	z	z

### 3.1.11 VOCATIONAL TECHNICAL ENROLMENTS BY RACE AND EDUCATION LEVEL, 2016

Education Level	Gender	Race										
		Malay		Other Indigenous		Chinese		Others		Total		
		C	NC	C	NC	C	NC	C	NC	C	NC	CNC
<b>NAKHODA RAGAM CAMPUS</b>	<b>MF</b>	<b>359</b>	<b>3</b>	<b>0</b>	<b>0</b>	<b>5</b>	<b>2</b>	<b>11</b>	<b>0</b>	<b>375</b>	<b>5</b>	<b>380</b>
	<b>M</b>	<b>228</b>	<b>2</b>	<b>0</b>	<b>0</b>	<b>3</b>	<b>2</b>	<b>7</b>	<b>0</b>	<b>238</b>	<b>4</b>	<b>242</b>
	<b>F</b>	<b>131</b>	<b>1</b>	<b>0</b>	<b>0</b>	<b>2</b>	<b>0</b>	<b>4</b>	<b>0</b>	<b>137</b>	<b>1</b>	<b>138</b>
Year 1	<b>MF</b>	<b>198</b>	<b>3</b>	<b>0</b>	<b>0</b>	<b>3</b>	<b>2</b>	<b>4</b>	<b>0</b>	<b>205</b>	<b>5</b>	<b>210</b>
	<b>M</b>	<b>118</b>	<b>2</b>	<b>0</b>	<b>0</b>	<b>2</b>	<b>2</b>	<b>3</b>	<b>0</b>	<b>123</b>	<b>4</b>	<b>127</b>
	<b>F</b>	<b>80</b>	<b>1</b>	<b>0</b>	<b>0</b>	<b>1</b>	<b>0</b>	<b>1</b>	<b>0</b>	<b>82</b>	<b>1</b>	<b>83</b>
Year 2	<b>MF</b>	<b>161</b>	<b>0</b>	<b>0</b>	<b>0</b>	<b>2</b>	<b>0</b>	<b>7</b>	<b>0</b>	<b>170</b>	<b>0</b>	<b>170</b>
	<b>M</b>	<b>110</b>	<b>0</b>	<b>0</b>	<b>0</b>	<b>1</b>	<b>0</b>	<b>4</b>	<b>0</b>	<b>115</b>	<b>0</b>	<b>115</b>
	<b>F</b>	<b>51</b>	<b>0</b>	<b>0</b>	<b>0</b>	<b>1</b>	<b>0</b>	<b>3</b>	<b>0</b>	<b>55</b>	<b>0</b>	<b>55</b>
Year 3	<b>MF</b>	<b>z</b>	<b>z</b>	<b>z</b>	<b>z</b>	<b>z</b>	<b>z</b>	<b>z</b>	<b>z</b>	<b>z</b>	<b>z</b>	<b>z</b>
	<b>M</b>	<b>z</b>	<b>z</b>	<b>z</b>	<b>z</b>	<b>z</b>	<b>z</b>	<b>z</b>	<b>z</b>	<b>z</b>	<b>z</b>	<b>z</b>
	<b>F</b>	<b>z</b>	<b>z</b>	<b>z</b>	<b>z</b>	<b>z</b>	<b>z</b>	<b>z</b>	<b>z</b>	<b>z</b>	<b>z</b>	<b>z</b>
<b>AGRO-TECHNOLOGY CAMPUS</b>	<b>MF</b>	<b>220</b>	<b>0</b>	<b>36</b>	<b>0</b>	<b>6</b>	<b>1</b>	<b>10</b>	<b>0</b>	<b>272</b>	<b>1</b>	<b>273</b>
	<b>M</b>	<b>107</b>	<b>0</b>	<b>12</b>	<b>0</b>	<b>3</b>	<b>1</b>	<b>4</b>	<b>0</b>	<b>126</b>	<b>1</b>	<b>127</b>
	<b>F</b>	<b>113</b>	<b>0</b>	<b>24</b>	<b>0</b>	<b>3</b>	<b>0</b>	<b>6</b>	<b>0</b>	<b>146</b>	<b>0</b>	<b>146</b>
Year 1	<b>MF</b>	<b>164</b>	<b>0</b>	<b>22</b>	<b>0</b>	<b>1</b>	<b>1</b>	<b>10</b>	<b>0</b>	<b>197</b>	<b>1</b>	<b>198</b>
	<b>M</b>	<b>91</b>	<b>0</b>	<b>5</b>	<b>0</b>	<b>0</b>	<b>1</b>	<b>4</b>	<b>0</b>	<b>100</b>	<b>1</b>	<b>101</b>
	<b>F</b>	<b>73</b>	<b>0</b>	<b>17</b>	<b>0</b>	<b>1</b>	<b>0</b>	<b>6</b>	<b>0</b>	<b>97</b>	<b>0</b>	<b>97</b>
Year 2	<b>MF</b>	<b>56</b>	<b>0</b>	<b>14</b>	<b>0</b>	<b>5</b>	<b>0</b>	<b>0</b>	<b>0</b>	<b>75</b>	<b>0</b>	<b>75</b>
	<b>M</b>	<b>16</b>	<b>0</b>	<b>7</b>	<b>0</b>	<b>3</b>	<b>0</b>	<b>0</b>	<b>0</b>	<b>26</b>	<b>0</b>	<b>26</b>
	<b>F</b>	<b>40</b>	<b>0</b>	<b>7</b>	<b>0</b>	<b>2</b>	<b>0</b>	<b>0</b>	<b>0</b>	<b>49</b>	<b>0</b>	<b>49</b>
Year 3	<b>MF</b>	<b>z</b>	<b>z</b>	<b>z</b>	<b>z</b>	<b>z</b>	<b>z</b>	<b>z</b>	<b>z</b>	<b>z</b>	<b>z</b>	<b>z</b>
	<b>M</b>	<b>z</b>	<b>z</b>	<b>z</b>	<b>z</b>	<b>z</b>	<b>z</b>	<b>z</b>	<b>z</b>	<b>z</b>	<b>z</b>	<b>z</b>
	<b>F</b>	<b>z</b>	<b>z</b>	<b>z</b>	<b>z</b>	<b>z</b>	<b>z</b>	<b>z</b>	<b>z</b>	<b>z</b>	<b>z</b>	<b>z</b>
<b>JEFRI BOLKIAH CAMPUS</b>	<b>MF</b>	<b>274</b>	<b>3</b>	<b>57</b>	<b>0</b>	<b>19</b>	<b>11</b>	<b>22</b>	<b>6</b>	<b>372</b>	<b>20</b>	<b>392</b>
	<b>M</b>	<b>200</b>	<b>3</b>	<b>35</b>	<b>0</b>	<b>18</b>	<b>8</b>	<b>16</b>	<b>2</b>	<b>269</b>	<b>13</b>	<b>282</b>
	<b>F</b>	<b>74</b>	<b>0</b>	<b>22</b>	<b>0</b>	<b>1</b>	<b>3</b>	<b>6</b>	<b>4</b>	<b>103</b>	<b>7</b>	<b>110</b>
Year 1	<b>MF</b>	<b>112</b>	<b>3</b>	<b>18</b>	<b>0</b>	<b>6</b>	<b>3</b>	<b>12</b>	<b>2</b>	<b>148</b>	<b>8</b>	<b>156</b>
	<b>M</b>	<b>84</b>	<b>3</b>	<b>11</b>	<b>0</b>	<b>6</b>	<b>2</b>	<b>10</b>	<b>2</b>	<b>111</b>	<b>7</b>	<b>118</b>
	<b>F</b>	<b>28</b>	<b>0</b>	<b>7</b>	<b>0</b>	<b>0</b>	<b>1</b>	<b>2</b>	<b>0</b>	<b>37</b>	<b>1</b>	<b>38</b>
Year 2	<b>MF</b>	<b>124</b>	<b>0</b>	<b>34</b>	<b>0</b>	<b>9</b>	<b>5</b>	<b>9</b>	<b>2</b>	<b>176</b>	<b>7</b>	<b>183</b>
	<b>M</b>	<b>86</b>	<b>0</b>	<b>21</b>	<b>0</b>	<b>8</b>	<b>3</b>	<b>5</b>	<b>0</b>	<b>120</b>	<b>3</b>	<b>123</b>
	<b>F</b>	<b>38</b>	<b>0</b>	<b>13</b>	<b>0</b>	<b>1</b>	<b>2</b>	<b>4</b>	<b>2</b>	<b>56</b>	<b>4</b>	<b>60</b>
Year 3	<b>MF</b>	<b>38</b>	<b>0</b>	<b>5</b>	<b>0</b>	<b>4</b>	<b>3</b>	<b>1</b>	<b>2</b>	<b>48</b>	<b>5</b>	<b>53</b>
	<b>M</b>	<b>30</b>	<b>0</b>	<b>3</b>	<b>0</b>	<b>4</b>	<b>3</b>	<b>1</b>	<b>0</b>	<b>38</b>	<b>3</b>	<b>41</b>
	<b>F</b>	<b>8</b>	<b>0</b>	<b>2</b>	<b>0</b>	<b>0</b>	<b>0</b>	<b>0</b>	<b>2</b>	<b>10</b>	<b>2</b>	<b>12</b>
<b>SULTAN BOLKIAH CAMPUS</b>	<b>MF</b>	<b>365</b>	<b>0</b>	<b>15</b>	<b>1</b>	<b>9</b>	<b>2</b>	<b>3</b>	<b>0</b>	<b>392</b>	<b>3</b>	<b>395</b>
	<b>M</b>	<b>197</b>	<b>0</b>	<b>5</b>	<b>1</b>	<b>8</b>	<b>2</b>	<b>0</b>	<b>0</b>	<b>210</b>	<b>3</b>	<b>213</b>
	<b>F</b>	<b>168</b>	<b>0</b>	<b>10</b>	<b>0</b>	<b>1</b>	<b>0</b>	<b>3</b>	<b>0</b>	<b>182</b>	<b>0</b>	<b>182</b>
Year 1	<b>MF</b>	<b>238</b>	<b>0</b>	<b>10</b>	<b>0</b>	<b>4</b>	<b>2</b>	<b>1</b>	<b>0</b>	<b>253</b>	<b>2</b>	<b>255</b>
	<b>M</b>	<b>128</b>	<b>0</b>	<b>3</b>	<b>0</b>	<b>3</b>	<b>2</b>	<b>0</b>	<b>0</b>	<b>134</b>	<b>2</b>	<b>136</b>
	<b>F</b>	<b>110</b>	<b>0</b>	<b>7</b>	<b>0</b>	<b>1</b>	<b>0</b>	<b>1</b>	<b>0</b>	<b>119</b>	<b>0</b>	<b>119</b>
Year 2	<b>MF</b>	<b>127</b>	<b>0</b>	<b>5</b>	<b>1</b>	<b>5</b>	<b>0</b>	<b>2</b>	<b>0</b>	<b>139</b>	<b>1</b>	<b>140</b>
	<b>M</b>	<b>69</b>	<b>0</b>	<b>2</b>	<b>1</b>	<b>5</b>	<b>0</b>	<b>0</b>	<b>0</b>	<b>76</b>	<b>1</b>	<b>77</b>
	<b>F</b>	<b>58</b>	<b>0</b>	<b>3</b>	<b>0</b>	<b>0</b>	<b>0</b>	<b>2</b>	<b>0</b>	<b>63</b>	<b>0</b>	<b>63</b>
Year 3	<b>MF</b>	<b>z</b>	<b>z</b>	<b>z</b>	<b>z</b>	<b>z</b>	<b>z</b>	<b>z</b>	<b>z</b>	<b>z</b>	<b>z</b>	<b>z</b>
	<b>M</b>	<b>z</b>	<b>z</b>	<b>z</b>	<b>z</b>	<b>z</b>	<b>z</b>	<b>z</b>	<b>z</b>	<b>z</b>	<b>z</b>	<b>z</b>
	<b>F</b>	<b>z</b>	<b>z</b>	<b>z</b>	<b>z</b>	<b>z</b>	<b>z</b>	<b>z</b>	<b>z</b>	<b>z</b>	<b>z</b>	<b>z</b>

## 3.1.12 HIGHER EDUCATION ENROLMENTS BY RACE AND EDUCATION LEVEL, 2016

Education Level	Gender	Race											
		Malay		Other Indigenous		Chinese		Others		Unknown	Total		
		C	NC	C	NC	C	NC	C	NC		C	NC	CNC
<b>Higher Education Total</b>	<b>MF</b>	<b>8211</b>	<b>88</b>	<b>83</b>	<b>4</b>	<b>463</b>	<b>250</b>	<b>67</b>	<b>230</b>	<b>0</b>	<b>8824</b>	<b>572</b>	<b>9396</b>
	<b>M</b>	<b>3095</b>	<b>36</b>	<b>31</b>	<b>0</b>	<b>206</b>	<b>85</b>	<b>25</b>	<b>132</b>	<b>0</b>	<b>3357</b>	<b>253</b>	<b>3610</b>
	<b>F</b>	<b>5116</b>	<b>52</b>	<b>52</b>	<b>4</b>	<b>257</b>	<b>165</b>	<b>42</b>	<b>98</b>	<b>0</b>	<b>5467</b>	<b>319</b>	<b>5786</b>
Year 1	<b>MF</b>	<b>2485</b>	<b>42</b>	<b>10</b>	<b>0</b>	<b>143</b>	<b>58</b>	<b>40</b>	<b>58</b>	<b>0</b>	<b>2678</b>	<b>158</b>	<b>2836</b>
	<b>M</b>	943	17	3	0	65	16	14	28	0	1025	61	1086
	<b>F</b>	1542	25	7	0	78	42	26	30	0	1653	97	1750
Year 2	<b>MF</b>	<b>2426</b>	<b>15</b>	<b>36</b>	<b>2</b>	<b>135</b>	<b>72</b>	<b>16</b>	<b>84</b>	<b>0</b>	<b>2613</b>	<b>173</b>	<b>2786</b>
	<b>M</b>	935	7	12	0	60	26	8	48	0	1015	81	1096
	<b>F</b>	1491	8	24	2	75	46	8	36	0	1598	92	1690
Year 3	<b>MF</b>	<b>2070</b>	<b>15</b>	<b>25</b>	<b>2</b>	<b>121</b>	<b>69</b>	<b>8</b>	<b>49</b>	<b>0</b>	<b>2224</b>	<b>135</b>	<b>2359</b>
	<b>M</b>	786	5	9	0	50	20	2	34	0	847	59	906
	<b>F</b>	1284	10	16	2	71	49	6	15	0	1377	76	1453
Year 4	<b>MF</b>	<b>1155</b>	<b>16</b>	<b>9</b>	<b>0</b>	<b>63</b>	<b>49</b>	<b>3</b>	<b>37</b>	<b>0</b>	<b>1230</b>	<b>102</b>	<b>1332</b>
	<b>M</b>	402	7	6	0	30	22	1	20	0	439	49	488
	<b>F</b>	753	9	3	0	33	27	2	17	0	791	53	844
Year 5	<b>MF</b>	<b>70</b>	<b>0</b>	<b>3</b>	<b>0</b>	<b>1</b>	<b>2</b>	<b>0</b>	<b>2</b>	<b>0</b>	<b>74</b>	<b>4</b>	<b>78</b>
	<b>M</b>	27	0	1	0	1	1	0	2	0	29	3	32
	<b>F</b>	43	0	2	0	0	1	0	0	0	45	1	46
Year 6	<b>MF</b>	<b>5</b>	<b>0</b>	<b>0</b>	<b>0</b>	<b>0</b>	<b>0</b>	<b>0</b>	<b>0</b>	<b>0</b>	<b>5</b>	<b>0</b>	<b>5</b>
	<b>M</b>	2	0	0	0	0	0	0	0	0	2	0	2
	<b>F</b>	3	0	0	0	0	0	0	0	0	3	0	3
<b>UBD</b>	<b>MF</b>	<b>4218</b>	<b>79</b>	<b>39</b>	<b>3</b>	<b>309</b>	<b>193</b>	<b>38</b>	<b>112</b>	<b>0</b>	<b>4654</b>	<b>391</b>	<b>5045</b>
	<b>M</b>	1307	31	14	0	117	57	13	56	0	1470	147	1617
	<b>F</b>	2911	48	25	3	192	136	25	56	0	3184	244	3428
Year 1	<b>MF</b>	<b>1333</b>	<b>35</b>	<b>1</b>	<b>0</b>	<b>96</b>	<b>54</b>	<b>25</b>	<b>38</b>	<b>0</b>	<b>1455</b>	<b>127</b>	<b>1582</b>
	<b>M</b>	418	14	0	0	35	15	8	16	0	461	45	506
	<b>F</b>	915	21	1	0	61	39	17	22	0	994	82	1076
Year 2	<b>MF</b>	<b>1210</b>	<b>13</b>	<b>15</b>	<b>1</b>	<b>85</b>	<b>51</b>	<b>6</b>	<b>41</b>	<b>0</b>	<b>1316</b>	<b>106</b>	<b>1422</b>
	<b>M</b>	377	5	3	0	31	17	3	24	0	414	46	460
	<b>F</b>	833	8	12	1	54	34	3	17	0	902	60	962
Year 3	<b>MF</b>	<b>1094</b>	<b>15</b>	<b>17</b>	<b>2</b>	<b>86</b>	<b>54</b>	<b>4</b>	<b>19</b>	<b>0</b>	<b>1201</b>	<b>90</b>	<b>1291</b>
	<b>M</b>	337	5	8	0	35	13	1	13	0	381	31	412
	<b>F</b>	757	10	9	2	51	41	3	6	0	820	59	879
Year 4	<b>MF</b>	<b>576</b>	<b>16</b>	<b>6</b>	<b>0</b>	<b>42</b>	<b>34</b>	<b>3</b>	<b>14</b>	<b>0</b>	<b>627</b>	<b>64</b>	<b>691</b>
	<b>M</b>	173	7	3	0	16	12	1	3	0	193	22	215
	<b>F</b>	403	9	3	0	26	22	2	11	0	434	42	476
Year 5	<b>MF</b>	<b>46</b>	<b>0</b>	<b>3</b>	<b>0</b>	<b>1</b>	<b>2</b>	<b>0</b>	<b>2</b>	<b>0</b>	<b>50</b>	<b>4</b>	<b>54</b>
	<b>M</b>	17	0	1	0	1	1	0	2	0	19	3	22
	<b>F</b>	29	0	2	0	0	1	0	0	0	31	1	32
Year 6	<b>MF</b>	<b>5</b>	<b>0</b>	<b>0</b>	<b>0</b>	<b>0</b>	<b>0</b>	<b>0</b>	<b>0</b>	<b>0</b>	<b>5</b>	<b>0</b>	<b>5</b>
	<b>M</b>	2	0	0	0	0	0	0	0	0	2	0	2
	<b>F</b>	3	0	0	0	0	0	0	0	0	3	0	3

## 3.1.12 HIGHER EDUCATION ENROLMENTS BY RACE AND EDUCATION LEVEL, 2016

Education Level	Gender	Race											Total		
		Malay		Other		Chinese		Others		Unknown	C	NC	CNC		
		C	NC	C	NC	C	NC	C	NC						
<b>UNISSA</b>	MF	777	0	0	0	0	0	0	75	0	777	75	852		
	M	253	0	0	0	0	0	0	47	0	253	47	300		
	F	524	0	0	0	0	0	0	28	0	524	28	552		
Year 1	MF	272	0	0	0	0	0	0	19	0	272	19	291		
	M	97	0	0	0	0	0	0	12	0	97	12	109		
	F	175	0	0	0	0	0	0	7	0	175	7	182		
Year 2	MF	201	0	0	0	0	0	0	29	0	201	29	230		
	M	71	0	0	0	0	0	0	16	0	71	16	87		
	F	130	0	0	0	0	0	0	13	0	130	13	143		
Year 3	MF	172	0	0	0	0	0	0	19	0	172	19	191		
	M	63	0	0	0	0	0	0	12	0	63	12	75		
	F	109	0	0	0	0	0	0	7	0	109	7	116		
Year 4	MF	132	0	0	0	0	0	0	8	0	132	8	140		
	M	22	0	0	0	0	0	0	7	0	22	7	29		
	F	110	0	0	0	0	0	0	1	0	110	1	111		
Year 5	MF	24	0	0	0	0	0	0	0	0	24	0	24		
	M	10	0	0	0	0	0	0	0	0	10	0	10		
	F	14	0	0	0	0	0	0	0	0	14	0	14		
Year 6	MF	z	z	z	z	z	z	z	z	z	z	z	z		
	M	z	z	z	z	z	z	z	z	z	z	z	z		
	F	z	z	z	z	z	z	z	z	z	z	z	z		
<b>UTB</b>	MF	1654	2	15	0	99	40	7	38	0	1775	80	1855		
	M	804	2	6	0	57	22	3	27	0	870	51	921		
	F	850	0	9	0	42	18	4	11	0	905	29	934		
Year 1	MF	189	1	1	0	19	2	0	0	0	209	3	212		
	M	101	1	0	0	15	1	0	0	0	116	2	118		
	F	88	0	1	0	4	1	0	0	0	93	1	94		
Year 2	MF	214	1	3	0	24	8	3	12	0	244	21	265		
	M	110	1	2	0	13	4	2	8	0	127	13	140		
	F	104	0	1	0	11	4	1	4	0	117	8	125		
Year 3	MF	804	0	8	0	35	15	4	11	0	851	26	877		
	M	386	0	1	0	15	7	1	9	0	403	16	419		
	F	418	0	7	0	20	8	3	2	0	448	10	458		
Year 4	MF	447	0	3	0	21	15	0	15	0	471	30	501		
	M	207	0	3	0	14	10	0	10	0	224	20	244		
	F	240	0	0	0	7	5	0	5	0	247	10	257		
Year 5	MF	z	z	z	z	z	z	z	z	z	z	z	z		
	M	z	z	z	z	z	z	z	z	z	z	z	z		
	F	z	z	z	z	z	z	z	z	z	z	z	z		
Year 6	MF	z	z	z	z	z	z	z	z	z	z	z	z		
	M	z	z	z	z	z	z	z	z	z	z	z	z		
	F	z	z	z	z	z	z	z	z	z	z	z	z		
<b>PB</b>	MF	1492	7	26	1	54	15	22	3	0	1594	26	1620		
	M	704	3	10	0	31	5	9	0	0	754	8	762		
	F	788	4	16	1	23	10	13	3	0	840	18	858		
Year 1	MF	691	6	8	0	28	2	15	1	0	742	9	751		
	M	327	2	3	0	15	0	6	0	0	351	2	353		
	F	364	4	5	0	13	2	9	1	0	391	7	398		
Year 2	MF	801	1	18	1	26	13	7	2	0	852	17	869		
	M	377	1	7	0	16	5	3	0	0	403	6	409		
	F	424	0	11	1	10	8	4	2	0	449	11	460		

**3.1.13 VOCATIONAL TECHNICAL INTAKE, ENROLMENTS AND GRADUATES BY INSTITUTION AND AWARD LEVEL, 2016**

Award Level	Intake			Enrolment			Graduates		
	MF	M	F	MF	M	F	MF	M	F
<b>Vocational Technical Total</b>	<b>2097</b>	<b>1203</b>	<b>894</b>	<b>3452</b>	<b>2005</b>	<b>1447</b>	<b>2174</b>	<b>1301</b>	<b>873</b>
<b>IBTE SULTAN SAIFUL RIJAL CAMPUS</b>	<b>427</b>	<b>211</b>	<b>216</b>	<b>766</b>	<b>399</b>	<b>367</b>	<b>332</b>	<b>169</b>	<b>163</b>
Level 5 Diploma	0	0	0	0	0	0	0	0	0
BDTVEC Diploma	0	0	0	151	92	59	235	123	112
IBTE HNTec	284	153	131	413	223	190	0	0	0
IBTE NTec	143	58	85	202	84	118	20	9	11
BDTVEC Skill Certificate 3	0	0	0	0	0	0	44	23	21
BDTVEC Skill Certificate 3 Apprenticeship	0	0	0	0	0	0	33	14	19
BDTVEC Skill Certificate 2	0	0	0	0	0	0	0	0	0
Industrial Skills Qualification (ISQ)	0	0	0	0	0	0	0	0	0
Competency of Proficiency Apprenticeship (COP)	0	0	0	0	0	0	0	0	0
Bridging Programme Professional	0	0	0	0	0	0	0	0	0
<b>IBTE MECHANICAL CAMPUS</b>	<b>497</b>	<b>403</b>	<b>94</b>	<b>715</b>	<b>578</b>	<b>137</b>	<b>533</b>	<b>458</b>	<b>75</b>
Level 5 Diploma	0	0	0	0	0	0	0	0	0
BDTVEC Diploma	0	0	0	0	0	0	140	114	26
IBTE HNTec	87	68	19	172	136	36	0	0	0
IBTE NTec	68	57	11	188	152	36	0	0	0
BDTVEC Skill Certificate 3	0	0	0	0	0	0	60	52	8
BDTVEC Skill Certificate 3 Apprenticeship	0	0	0	0	0	0	36	32	4
BDTVEC Skill Certificate 2	0	0	0	0	0	0	0	0	0
Industrial Skills Qualification (ISQ)	342	278	64	355	290	65	297	260	37
Competency of Proficiency Apprenticeship (COP)	0	0	0	0	0	0	0	0	0
Bridging Programme Professional	0	0	0	0	0	0	0	0	0
<b>IBTE BUSINESS CAMPUS</b>	<b>355</b>	<b>107</b>	<b>248</b>	<b>531</b>	<b>164</b>	<b>367</b>	<b>324</b>	<b>122</b>	<b>202</b>
Level 5 Diploma	0	0	0	0	0	0	0	0	0
BDTVEC Diploma	0	0	0	0	0	0	160	67	93
IBTE HNTec	224	67	157	400	124	276	164	55	109
IBTE NTec	131	40	91	131	40	91	0	0	0
BDTVEC Skill Certificate 3	0	0	0	0	0	0	0	0	0
BDTVEC Skill Certificate 3 Apprenticeship	0	0	0	0	0	0	0	0	0
BDTVEC Skill Certificate 2	0	0	0	0	0	0	0	0	0
Industrial Skills Qualification (ISQ)	0	0	0	0	0	0	0	0	0
Competency of Proficiency Apprenticeship (COP)	0	0	0	0	0	0	0	0	0
Bridging Programme Professional	0	0	0	0	0	0	0	0	0
<b>IBTE NAKHODA RAGAM CAMPUS</b>	<b>210</b>	<b>127</b>	<b>83</b>	<b>380</b>	<b>242</b>	<b>138</b>	<b>293</b>	<b>175</b>	<b>118</b>
Level 5 Diploma	0	0	0	0	0	0	0	0	0
BDTVEC Diploma	0	0	0	65	40	25	124	76	48
IBTE HNTec	134	82	52	221	141	80	0	0	0
IBTE NTec	76	45	31	94	61	33	0	0	0
BDTVEC Skill Certificate 3	0	0	0	0	0	0	86	55	31
BDTVEC Skill Certificate 3 Apprenticeship	0	0	0	0	0	0	0	0	0
BDTVEC Skill Certificate 2	0	0	0	0	0	0	83	44	39
Industrial Skills Qualification (ISQ)	0	0	0	0	0	0	0	0	0
Competency of Proficiency Apprenticeship (COP)	0	0	0	0	0	0	0	0	0
Bridging Programme Professional	0	0	0	0	0	0	0	0	0
<b>IBTE AGRO-TECHNOLOGY CAMPUS</b>	<b>197</b>	<b>101</b>	<b>96</b>	<b>273</b>	<b>127</b>	<b>146</b>	<b>179</b>	<b>87</b>	<b>92</b>
Level 5 Diploma	0	0	0	0	0	0	0	0	0
BDTVEC Diploma	0	0	0	43	13	30	110	48	62
IBTE HNTec	114	56	58	147	69	78	0	0	0
IBTE NTec	83	45	38	83	45	38	68	39	29
BDTVEC Skill Certificate 3	0	0	0	0	0	0	0	0	0
BDTVEC Skill Certificate 3 Apprenticeship	0	0	0	0	0	0	0	0	0
BDTVEC Skill Certificate 2	0	0	0	0	0	0	1	0	1
Industrial Skills Qualification (ISQ)	0	0	0	0	0	0	0	0	0
Competency of Proficiency Apprenticeship (COP)	0	0	0	0	0	0	0	0	0
Bridging Programme Professional	0	0	0	0	0	0	0	0	0

**3.1.13 VOCATIONAL TECHNICAL INTAKE, ENROLMENTS AND GRADUATES BY  
AWARD LEVEL, 2016**

Award Level	Intake			Enrolment			Graduates		
	MF	M	F	MF	M	F	MF	M	F
<b>IBTE JEFRI BOLKIAH CAMPUS</b>	<b>156</b>	<b>118</b>	<b>38</b>	<b>392</b>	<b>282</b>	<b>110</b>	<b>210</b>	<b>123</b>	<b>87</b>
Level 5 Diploma	5	3	2	36	32	4	0	0	0
BDTVEC Diploma	0	0	0	53	41	12	120	61	59
IBTE HNTec	134	98	36	286	192	94	51	27	24
IBTE NTec	0	0	0	0	0	0	39	35	4
BDTVEC Skill Certificate 3	0	0	0	0	0	0	0	0	0
BDTVEC Skill Certificate 3 Apprenticeship	0	0	0	0	0	0	0	0	0
BDTVEC Skill Certificate 2	0	0	0	0	0	0	0	0	0
Industrial Skills Qualification (ISQ)	0	0	0	0	0	0	0	0	0
Competency of Proficiency Apprenticeship (COP)	17	17	0	17	17	0	0	0	0
Bridging Programme	0	0	0	0	0	0	0	0	0
Professional	0	0	0	0	0	0	0	0	0
<b>IBTE SULTAN BOLKIAH CAMPUS</b>	<b>255</b>	<b>136</b>	<b>119</b>	<b>395</b>	<b>213</b>	<b>182</b>	<b>303</b>	<b>167</b>	<b>136</b>
Level 5 Diploma	0	0	0	0	0	0	0	0	0
BDTVEC Diploma	0	0	0	33	29	4	72	28	44
IBTE HNTec	97	49	48	193	88	105	14	13	1
IBTE NTec	158	87	71	169	96	73	95	37	58
BDTVEC Skill Certificate 3	0	0	0	0	0	0	47	40	7
BDTVEC Skill Certificate 3 Apprenticeship	0	0	0	0	0	0	9	6	3
BDTVEC Skill Certificate 2	0	0	0	0	0	0	66	43	23
Industrial Skills Qualification (ISQ)	0	0	0	0	0	0	0	0	0
Competency of Proficiency Apprenticeship (COP)	0	0	0	0	0	0	0	0	0
Bridging Programme	0	0	0	0	0	0	0	0	0
Professional	0	0	0	0	0	0	0	0	0

### 3.1.14 VOCATIONAL TECHNICAL ENROLMENTS BY INSTITUTION AND AWARD LEVEL, 2016

Award Level	Year 1			Year 2			Year 3			Total		
	MF	M	F	MF	M	F	MF	M	F	MF	M	F
<b>Vocational Technical Total</b>	<b>2124</b>	<b>1225</b>	<b>899</b>	<b>1247</b>	<b>717</b>	<b>530</b>	<b>81</b>	<b>63</b>	<b>18</b>	<b>3452</b>	<b>2005</b>	<b>1447</b>
<b>IBTE SULTAN SAIFUL RIJAL CAMPUS</b>	<b>430</b>	<b>212</b>	<b>218</b>	<b>308</b>	<b>165</b>	<b>143</b>	<b>28</b>	<b>22</b>	<b>6</b>	<b>766</b>	<b>399</b>	<b>367</b>
Level 5 Diploma	0	0	0	0	0	0	0	0	0	0	0	0
BDTVEC Diploma (ND)	0	0	0	123	70	53	28	22	6	151	92	59
IBTE HNTec	287	154	133	126	69	57	0	0	0	413	223	190
IBTE NTec	143	58	85	59	26	33	0	0	0	202	84	118
BDTVEC Skill Certificate 3	0	0	0	0	0	0	0	0	0	0	0	0
BDTVEC Skill Certificate 3 Apprenticeship	0	0	0	0	0	0	0	0	0	0	0	0
BDTVEC Skill Certificate 2	0	0	0	0	0	0	0	0	0	0	0	0
ISQ	0	0	0	0	0	0	0	0	0	0	0	0
COP	0	0	0	0	0	0	0	0	0	0	0	0
Bridging Programme	0	0	0	0	0	0	0	0	0	0	0	0
Professional	0	0	0	0	0	0	0	0	0	0	0	0
<b>IBTE MECHANICAL CAMPUS</b>	<b>520</b>	<b>424</b>	<b>96</b>	<b>195</b>	<b>154</b>	<b>41</b>	<b>0</b>	<b>0</b>	<b>0</b>	<b>715</b>	<b>578</b>	<b>137</b>
Level 5 Diploma	0	0	0	0	0	0	0	0	0	0	0	0
BDTVEC Diploma (ND)	0	0	0	0	0	0	0	0	0	0	0	0
IBTE HNTec	89	70	19	83	66	17	0	0	0	172	136	36
IBTE NTec	76	64	12	112	88	24	0	0	0	188	152	36
BDTVEC Skill Certificate 3	0	0	0	0	0	0	0	0	0	0	0	0
BDTVEC Skill Certificate 3 Apprenticeship	0	0	0	0	0	0	0	0	0	0	0	0
BDTVEC Skill Certificate 2	0	0	0	0	0	0	0	0	0	0	0	0
Industrial Skill Qualification	355	290	65	0	0	0	0	0	0	355	290	65
COP	0	0	0	0	0	0	0	0	0	0	0	0
Bridging Programme	0	0	0	0	0	0	0	0	0	0	0	0
Professional	0	0	0	0	0	0	0	0	0	0	0	0
<b>IBTE BUSINESS CAMPUS</b>	<b>355</b>	<b>107</b>	<b>248</b>	<b>176</b>	<b>57</b>	<b>119</b>	<b>0</b>	<b>0</b>	<b>0</b>	<b>531</b>	<b>164</b>	<b>367</b>
Level 5 Diploma	0	0	0	0	0	0	0	0	0	0	0	0
BDTVEC Diploma (ND)	0	0	0	0	0	0	0	0	0	0	0	0
IBTE HNTec	224	67	157	176	57	119	0	0	0	400	124	276
IBTE NTec	131	40	91	0	0	0	0	0	0	131	40	91
BDTVEC Skill Certificate 3	0	0	0	0	0	0	0	0	0	0	0	0
BDTVEC Skill Certificate 3 Apprenticeship	0	0	0	0	0	0	0	0	0	0	0	0
BDTVEC Skill Certificate 2	0	0	0	0	0	0	0	0	0	0	0	0
ISQ	0	0	0	0	0	0	0	0	0	0	0	0
COP	0	0	0	0	0	0	0	0	0	0	0	0
Bridging Programme	0	0	0	0	0	0	0	0	0	0	0	0
Professional	0	0	0	0	0	0	0	0	0	380	242	138
<b>IBTE NAKHODA RAGAM CAMPUS</b>	<b>210</b>	<b>127</b>	<b>83</b>	<b>170</b>	<b>115</b>	<b>55</b>	<b>0</b>	<b>0</b>	<b>0</b>	<b>380</b>	<b>242</b>	<b>138</b>
Level 5 Diploma	0	0	0	0	0	0	0	0	0	0	0	0
BDTVEC Diploma (ND)	0	0	0	65	40	25	0	0	0	65	40	25
IBTE HNTec	134	82	52	87	59	28	0	0	0	221	141	80
IBTE NTec	76	45	31	18	16	2	0	0	0	94	61	33
BDTVEC Skill Certificate 3	0	0	0	0	0	0	0	0	0	0	0	0
BDTVEC Skill Certificate 3 Apprenticeship	0	0	0	0	0	0	0	0	0	0	0	0
BDTVEC Skill Certificate 2	0	0	0	0	0	0	0	0	0	0	0	0
ISQ	0	0	0	0	0	0	0	0	0	0	0	0
COP	0	0	0	0	0	0	0	0	0	0	0	0
Bridging Programme	0	0	0	0	0	0	0	0	0	0	0	0
Professional	0	0	0	0	0	0	0	0	0	0	0	0



### 3.1.14 VOCATIONAL TECHNICAL ENROLMENTS BY INSTITUTION AND AWARD LEVEL, 2016

Award Level	Year 1			Year 2			Year 3			Total		
	MF	M	F	MF	M	F	MF	M	F	MF	M	F
<b>IBTE AGRO-TECHNOLOGY</b>	<b>198</b>	<b>101</b>	<b>97</b>	<b>75</b>	<b>26</b>	<b>49</b>	<b>0</b>	<b>0</b>	<b>0</b>	<b>273</b>	<b>127</b>	<b>146</b>
Level 5 Diploma	0	0	0	0	0	0	0	0	0	0	0	0
BDTVEC Diploma (ND)	0	0	0	43	13	30	0	0	0	43	13	30
IBTE HNTec	115	56	59	32	13	19	0	0	0	147	69	78
IBTE NTec	83	45	38	0	0	0	0	0	0	83	45	38
BDTVEC Skill Certificate 3	0	0	0	0	0	0	0	0	0	0	0	0
BDTVEC Skill Certificate 3 Apprenticeship	0	0	0	0	0	0	0	0	0	0	0	0
BDTVEC Skill Certificate 2	0	0	0	0	0	0	0	0	0	0	0	0
ISQ	0	0	0	0	0	0	0	0	0	0	0	0
COP	0	0	0	0	0	0	0	0	0	0	0	0
Bridging Programme	0	0	0	0	0	0	0	0	0	0	0	0
Professional	0	0	0	0	0	0	0	0	0	0	0	0
<b>IBTE JEFRI BOLKIAH CAMPUS</b>	<b>156</b>	<b>118</b>	<b>38</b>	<b>183</b>	<b>123</b>	<b>60</b>	<b>53</b>	<b>41</b>	<b>12</b>	<b>392</b>	<b>282</b>	<b>110</b>
Level 5 Diploma	5	3	2	31	29	2	0	0	0	36	32	4
BDTVEC Diploma (ND)	0	0	0	0	0	0	53	41	12	53	41	12
IBTE HNTec	134	98	36	152	94	58	0	0	0	286	192	94
IBTE NTec	0	0	0	0	0	0	0	0	0	0	0	0
ISQ	0	0	0	0	0	0	0	0	0	0	0	0
COP	17	17	0	0	0	0	0	0	0	17	17	0
Bridging Programme	0	0	0	0	0	0	0	0	0	0	0	0
Professional	0	0	0	0	0	0	0	0	0	0	0	0
<b>IBTE SULTAN BOLKIAH CAMPUS</b>	<b>255</b>	<b>136</b>	<b>119</b>	<b>140</b>	<b>77</b>	<b>63</b>	<b>0</b>	<b>0</b>	<b>0</b>	<b>395</b>	<b>213</b>	<b>182</b>
Level 5 Diploma	0	0	0	0	0	0	0	0	0	0	0	0
BDTVEC Diploma (ND)	0	0	0	33	29	4	0	0	0	33	29	4
IBTE HNTec	97	49	48	96	39	57	0	0	0	193	88	105
IBTE NTec	158	87	71	11	9	2	0	0	0	169	96	73
ISQ	0	0	0	0	0	0	0	0	0	0	0	0
COP	0	0	0	0	0	0	0	0	0	0	0	0
Bridging Programme	0	0	0	0	0	0	0	0	0	0	0	0
Professional	0	0	0	0	0	0	0	0	0	0	0	0

**Note:**

Skill Certificates have been phased out.

IBTE Jefri Bolkiah first intake (Level 5 Diploma) for Nautical Studies started in January 2015.

IBTE Jefri Bolkiah first intake (Level 5 Diploma) for Marine Engineering started in July 2015.

### 3.1.15 VOCATIONAL TECHNICAL ENROLMENTS BY INSTITUTION AND COURSES / PROGRAMMES, 2016

#### 3.1.15.1 IBTE SULTAN SAIFUL RIJAL CAMPUS

Courses / Programmes	Year 1			Year 2			Year 3			Total		
	MF	M	F	MF	M	F	MF	M	F	MF	M	F
<b>Total</b>	<b>430</b>	<b>212</b>	<b>218</b>	<b>308</b>	<b>165</b>	<b>143</b>	<b>28</b>	<b>22</b>	<b>6</b>	<b>766</b>	<b>399</b>	<b>367</b>
BDTVEC Diploma in Aircraft Maintenance Eng (Airframe/Engine)	0	0	0	10	8	2	14	12	2	24	20	4
BDTVEC Diploma in Aircraft Maintenance Eng (Avionics)	0	0	0	8	5	3	14	10	4	22	15	7
BDTVEC Diploma in Audio and Video System	0	0	0	21	12	9	0	0	0	21	12	9
BDTVEC Diploma in Electronic and Communication Eng	0	0	0	17	14	3	0	0	0	17	14	3
BDTVEC Diploma in Hotel and Catering Management	0	0	0	43	22	21	0	0	0	43	22	21
BDTVEC Diploma in Information and Library Science	0	0	0	24	9	15	0	0	0	24	9	15
HNTec in Aircraft Maintenance Engineering(Airframe/Engine )	14	11	3	0	0	0	0	0	0	14	11	3
HNTec in Aircraft Maintenance Engineering(Avionics)	14	8	6	0	0	0	0	0	0	14	8	6
HNTec in Electronic and Media Technology	41	21	20	0	0	0	0	0	0	41	21	20
HNTec in Electronic Engineering	19	18	1	0	0	0	0	0	0	19	18	1
HNTec in Hospitality Operations	36	12	24	0	0	0	0	0	0	36	12	24
HNTec in Information and Library Studies	22	8	14	0	0	0	0	0	0	22	8	14
HNTec in Telecommunication Systems	33	19	14	0	0	0	0	0	0	33	19	14
IBTE HNTec Apprenticeship in Telecommunication and Information	16	10	6	14	10	4	0	0	0	30	20	10
IBTE HNTec in Information Technology	50	27	23	76	43	33	0	0	0	126	70	56
IBTE HNTec in Travel and Tourism Services	42	20	22	36	16	20	0	0	0	78	36	42
IBTE NTEC Apprenticeship in Professional Cookery and Services	40	19	21	39	17	22	0	0	0	79	36	43
IBTE NTEC in Culinary Operations	59	22	37	20	9	11	0	0	0	79	31	48
IBTE NTEC in Information Technology	44	17	27	0	0	0	0	0	0	44	17	27

### 3.1.15 VOCATIONAL TECHNICAL ENROLMENTS BY INSTITUTION AND COURSES / PROGRAMMES, 2016

#### 3.1.15.2 IBTE MECHANICAL CAMPUS

Courses / Programmes	Year 1			Year 2			Year 3			Total		
	MF	M	F	MF	M	F	MF	M	F	MF	M	F
<b>Total</b>	<b>520</b>	<b>424</b>	<b>96</b>	<b>195</b>	<b>154</b>	<b>41</b>	<b>0</b>	<b>0</b>	<b>0</b>	<b>715</b>	<b>578</b>	<b>137</b>
HNTec in Electrical Engineering	20	12	8	18	10	8	0	0	0	38	22	16
HNTec in Automobile Technology	69	58	11	65	56	9	0	0	0	134	114	20
NTec in Light Vehicle Mechanic	21	17	4	39	32	7	0	0	0	60	49	11
NTec in Heavy Vehicle Mechanic	19	17	2	14	13	1	0	0	0	33	30	3
NTec in Electrical Technology	17	15	2	18	16	2	0	0	0	35	31	4
NTec Apprenticeship in Automotive Technician	19	15	4	41	27	14	0	0	0	60	42	18
ISQ in Heavy Vehicle Driver	27	27	0	0	0	0	0	0	0	27	27	0
Industrial Skill Qualification in Industrial Blaster Painter	33	27	6	0	0	0	0	0	0	33	27	6
Industrial Skill Qualification in Marker/ Fitter	63	26	37	0	0	0	0	0	0	63	26	37
Industrial Skill Qualification in Rigger	68	68	0	0	0	0	0	0	0	68	68	0
Industrial Skill Qualification in Scaffolder	90	90	0	0	0	0	0	0	0	90	90	0
ISQ in Welder	74	52	22	0	0	0	0	0	0	74	52	22

#### 3.1.15.3 IBTE BUSINESS CAMPUS

Courses / Programmes	Year 1			Year 2			Year 3			Total		
	MF	M	F	MF	M	F	MF	M	F	MF	M	F
<b>Total</b>	<b>355</b>	<b>107</b>	<b>248</b>	<b>176</b>	<b>57</b>	<b>119</b>	<b>0</b>	<b>0</b>	<b>0</b>	<b>531</b>	<b>164</b>	<b>367</b>
Diploma in Business and Finance	0	0	0	0	0	0	0	0	0	0	0	0
Diploma in Business (Accountancy)	0	0	0	0	0	0	0	0	0	0	0	0
Diploma in Business (Entrepreneurship)	0	0	0	0	0	0	0	0	0	0	0	0
Diploma in Office Administration	0	0	0	0	0	0	0	0	0	0	0	0
HNTec in Business and Finance	164	54	110	123	42	81	0	0	0	287	96	191
HNTec in Office Administration	60	13	47	53	15	38	0	0	0	113	28	85
NTec in Business and Administration	131	40	91	0	0	0	0	0	0	131	40	91

### 3.1.15 VOCATIONAL TECHNICAL ENROLMENTS BY INSTITUTION AND COURSES / PROGRAMMES, 2016

#### 3.1.15.4 IBTE NAKHODA RAGAM CAMPUS

Courses / Programmes	Year 1			Year 2			Year 3			Total		
	MF	M	F	MF	M	F	MF	M	F	MF	M	F
<b>Total</b>	<b>210</b>	<b>127</b>	<b>83</b>	<b>170</b>	<b>115</b>	<b>55</b>	<b>0</b>	<b>0</b>	<b>0</b>	<b>380</b>	<b>242</b>	<b>138</b>
Diploma in Geomatics	0	0	0	21	12	9	0	0	0	21	12	9
Diploma in Planning & Development	0	0	0	12	5	7	0	0	0	12	5	7
Diploma in Interior Design	0	0	0	32	23	9	0	0	0	32	23	9
Diploma in Electrical & Electronic Engineering	0	0	0	0	0	0	0	0	0	0	0	0
Hntec in Geomatics	25	16	9	0	0	0	0	0	0	25	16	9
Hntec in Design and Draughting	21	10	11	0	0	0	0	0	0	21	10	11
Hntec in Electrical Engineering	17	8	9	18	9	9	0	0	0	35	17	18
Hntec in Construction Engineering	71	48	23	69	50	19	0	0	0	140	98	42
NTec in Electrical Technology	17	15	2	18	16	2	0	0	0	35	31	4
NTec in Building Craft	59	30	29	0	0	0	0	0	0	59	30	29

#### 3.1.15.5 IBTE AGRO-TECHNOLOGY CAMPUS

Courses / Programmes	Year 1			Year 2			Year 3			Total		
	MF	M	F	MF	M	F	MF	M	F	MF	M	F
<b>Total</b>	<b>198</b>	<b>101</b>	<b>97</b>	<b>75</b>	<b>26</b>	<b>49</b>	<b>0</b>	<b>0</b>	<b>0</b>	<b>273</b>	<b>127</b>	<b>146</b>
Diploma in Agriculture Science	0	0	0	12	5	7	0	0	0	12	5	7
Diploma in Aquaculture and Fisheries	0	0	0	11	4	7	0	0	0	11	4	7
Diploma in Food Science and Technology	0	0	0	13	2	11	0	0	0	13	2	11
Diploma For Pharmacy Technician	0	0	0	4	1	3	0	0	0	4	1	3
Diploma in Science	0	0	0	3	1	2	0	0	0	3	1	2
Diploma in Veterinary Science	0	0	0	0	0	0	0	0	0	0	0	0
HNTec in Agro-Technology	66	39	27	0	0	0	0	0	0	66	39	27
HNTec in Pharmacy Technician	21	7	14	14	6	8	0	0	0	35	13	22
HNTec in Laboratory Science	28	10	18	18	7	11	0	0	0	46	17	29
NTec in Aquaculture	20	16	4	0	0	0	0	0	0	20	16	4
NTec in Crop and Livestock Productions	33	20	13	0	0	0	0	0	0	33	20	13
NTec in Food Processing	30	9	21	0	0	0	0	0	0	30	9	21
Skill Certificate 2 in Fish Husbandry	0	0	0	0	0	0	0	0	0	0	0	0

### 3.1.15 VOCATIONAL TECHNICAL ENROLMENTS BY INSTITUTION AND COURSES / PROGRAMMES, 2016

#### 3.1.15.6 IBTE JEFRI BOLKIAH CAMPUS

Courses / Programmes	Year 1			Year 2			Year 3			Total		
	MF	M	F	MF	M	F	MF	M	F	MF	M	F
<b>Total</b>	<b>156</b>	<b>118</b>	<b>38</b>	<b>183</b>	<b>123</b>	<b>60</b>	<b>53</b>	<b>41</b>	<b>12</b>	<b>392</b>	<b>282</b>	<b>110</b>
Level 5 Diploma in Marine Engineering	0	0	0	16	15	1	0	0	0	16	15	1
Level 5 Diploma in Nautical Studies	5	3	2	15	14	1	0	0	0	20	17	3
Diploma in Computer Engineering	0	0	0	0	0	0	0	0	0	0	0	0
Diploma in Computer Networking	0	0	0	0	0	0	0	0	0	0	0	0
Diploma in Mechatronic Engineering	0	0	0	0	0	0	0	0	0	0	0	0
Diploma in Marine Engineering	0	0	0	0	0	0	53	41	12	53	41	12
HNTec in Plant Engineering	42	36	6	11	6	5	0	0	0	53	42	11
HNTec in Instrumentation & Control Engineering	12	8	4	23	13	10	0	0	0	35	21	14
HNTec in Building Services Engineering	31	22	9	58	36	22	0	0	0	89	58	31
HNTec in Computer Networking	25	20	5	25	15	10	0	0	0	50	35	15
HNTec in Information Technology	24	12	12	35	24	11	0	0	0	59	36	23
COP Deck Rating (Apprenticeship)	17	17	0	0	0	0	0	0	0	17	17	0

### 3.1.15 VOCATIONAL TECHNICAL ENROLMENTS BY INSTITUTION AND COURSES / PROGRAMMES, 2016

#### 3.1.15.7 IBTE SULTAN BOLKIAH CAMPUS

Courses / Programmes	Year 1			Year 2			Year 3			Total		
	MF	M	F	MF	M	F	MF	M	F	MF	M	F
<b>Total</b>	<b>255</b>	<b>136</b>	<b>119</b>	<b>140</b>	<b>77</b>	<b>63</b>	<b>0</b>	<b>0</b>	<b>0</b>	<b>395</b>	<b>213</b>	<b>182</b>
Diploma in Fabrication and Welding Engineering	0	0	0	33	29	4	0	0	0	33	29	4
Diploma in Business and Finance	0	0	0	0	0	0	0	0	0	0	0	0
Diploma in Business (Marketing)	0	0	0	0	0	0	0	0	0	0	0	0
Diploma in Information Technology	0	0	0	0	0	0	0	0	0	0	0	0
HNTec in Business and Finance	53	16	37	52	15	37	0	0	0	105	31	74
HNTec in Information Technology	25	17	8	32	14	18	0	0	0	57	31	26
HNTec in Mechanical Engineering	19	16	3	12	10	2	0	0	0	31	26	5
NTec in Business and Administration	50	19	31	0	0	0	0	0	0	50	19	31
NTec in Information Technology	32	14	18	0	0	0	0	0	0	32	14	18
NTec in Industrial Equipment Maintenance	25	17	8	0	0	0	0	0	0	25	17	8
NTec in Machining	20	16	4	0	0	0	0	0	0	20	16	4
NTec in Welding	21	14	7	0	0	0	0	0	0	21	14	7
NTec in Armament	2	2	0	0	0	0	0	0	0	2	2	0
NTec in Refrigeration and Air-Conditioning	8	5	3	11	9	2	0	0	0	19	14	5
SC2 in Industrial Machinery and Maintenance	0	0	0	0	0	0	0	0	0	0	0	0
SC2 in Building Services Engineering	0	0	0	0	0	0	0	0	0	0	0	0
SC2 in Fabrication and Welding Engineering	0	0	0	0	0	0	0	0	0	0	0	0

### 3.1.16 HIGHER EDUCATION INTAKE, ENROLMENTS AND GRADUATES BY AWARD LEVEL, 2016

Field of Education	Intake			Enrolment			Graduates		
	MF	M	F	MF	M	F	MF	M	F
<b>Higher Education Total</b>	<b>2815</b>	<b>1070</b>	<b>1745</b>	<b>9396</b>	<b>3610</b>	<b>5786</b>	<b>2585</b>	<b>909</b>	<b>1676</b>
<b>Doctor of Philosophy Total</b>	<b>47</b>	<b>14</b>	<b>33</b>	<b>166</b>	<b>70</b>	<b>96</b>	<b>30</b>	<b>18</b>	<b>12</b>
Teacher Training	11	1	10	31	5	26	2	0	2
Art and Humanities	20	9	11	63	31	32	10	8	2
Social and Behavioural Sciences	1	0	1	5	2	3	2	2	0
Business and Administration	2	0	2	8	5	3	1	1	0
Life Sciences	3	0	3	10	3	7	4	1	3
Physical Sciences	3	0	3	12	5	7	5	2	3
Mathematics and Statistics	0	0	0	1	1	0	2	2	0
Computing	0	0	0	6	5	1	0	0	0
Engineering and Engineering Trades	5	3	2	19	10	9	3	2	1
Health	2	1	1	11	3	8	1	0	1
<b>Master's Degree Total</b>	<b>439</b>	<b>109</b>	<b>330</b>	<b>697</b>	<b>176</b>	<b>521</b>	<b>510</b>	<b>131</b>	<b>379</b>
Teacher Training	159	31	128	182	33	149	236	50	186
Art and Humanities	75	30	45	157	55	102	85	26	59
Social and Behavioural Sciences	12	6	6	16	6	10	8	3	5
Business and Administration	150	31	119	232	54	178	140	37	103
Physical Sciences	13	4	9	31	7	24	2	0	2
Life Sciences	5	0	5	11	3	8	3	0	3
Mathematics and Statistics	2	0	2	7	2	5	2	1	1
Engineering and Engineering Trades	3	2	1	7	5	2	16	6	10
Computing	3	0	3	4	0	4	1	1	0
Health	9	2	7	23	5	18	10	4	6
Social Care	6	1	5	19	2	17	5	2	3
Electrical and Communication Engineering	2	2	0	2	2	0	1	1	0
Law	0	0	0	6	2	4	1	0	1
<b>Post Graduate Diploma / Certificate Total</b>	<b>0</b>	<b>0</b>	<b>0</b>	<b>0</b>	<b>0</b>	<b>0</b>	<b>12</b>	<b>4</b>	<b>8</b>
Art and Humanities	0	0	0	0	0	0	12	4	8
Law	0	0	0	0	0	0	0	0	0
<b>Bachelor's Degree Total</b>	<b>1293</b>	<b>494</b>	<b>799</b>	<b>5945</b>	<b>2154</b>	<b>3791</b>	<b>1247</b>	<b>425</b>	<b>822</b>
Art and Humanities	436	149	287	1974	661	1313	514	178	336
Civil Engineering	24	13	11	108	45	63	27	12	15
Business and Administration	242	99	143	1256	410	846	251	56	195
Law	64	15	49	204	43	161	10	3	7
Physical Sciences	299	110	189	1264	445	819	197	61	136
Computing	35	20	15	182	98	84	55	32	23
Electrical and Communication Engineering	16	13	3	84	51	33	26	18	8
Engineering and Engineering Trades	83	42	41	514	286	228	87	42	45
Media	14	9	5	85	44	41	0	0	0
Health	80	24	56	274	71	203	80	23	57
<b>Higher National Diploma Total</b>	<b>19</b>	<b>5</b>	<b>14</b>	<b>399</b>	<b>213</b>	<b>186</b>	<b>293</b>	<b>157</b>	<b>136</b>
Art and Humanities	6	4	2	10	7	3	5	4	1
Business and Administration	0	0	0	0	0	0	0	0	0
Civil Engineering	0	0	0	138	72	66	70	32	38
Computing	0	0	0	0	0	0	0	0	0
Electrical and Communication Engineering	0	0	0	158	89	69	63	37	26
Engineering and Engineering Trades	0	0	0	80	44	36	155	84	71
Law	13	1	12	13	1	12	0	0	0

### 3.1.16 HIGHER EDUCATION INTAKE, ENROLMENTS AND GRADUATES BY AWARD LEVEL, 2016

Field of Education	Intake			Enrolment			Graduates		
	MF	M	F	MF	M	F	MF	M	F
<b>Advanced Diploma Total</b>	<b>0</b>	<b>0</b>	<b>0</b>	<b>69</b>	<b>38</b>	<b>31</b>	<b>388</b>	<b>136</b>	<b>252</b>
Science and Engineering	0	0	0	13	8	5	65	25	40
Business	0	0	0	27	13	14	163	44	119
Information and Communication Technology	0	0	0	28	17	11	147	67	80
Health	0	0	0	1	0	1	13	0	13
<b>Diploma Total</b>	<b>29</b>	<b>5</b>	<b>24</b>	<b>108</b>	<b>24</b>	<b>84</b>	<b>71</b>	<b>20</b>	<b>51</b>
*Teacher Training	23	4	19	23	4	19	20	7	13
*Health	0	0	0	77	19	58	42	10	32
Law	6	1	5	8	1	7	9	3	6
<b>Diploma Level 5 Total</b>	<b>611</b>	<b>301</b>	<b>310</b>	<b>1316</b>	<b>657</b>	<b>659</b>	<b>0</b>	<b>0</b>	<b>0</b>
Science and Engineering	298	161	137	643	328	315	0	0	0
Business	148	47	101	309	105	204	0	0	0
Information and Communication Technology	165	93	72	364	224	140	0	0	0
<b>** Diploma Level 4 Total</b>	<b>119</b>	<b>36</b>	<b>83</b>	<b>236</b>	<b>67</b>	<b>169</b>	<b>0</b>	<b>0</b>	<b>0</b>
Health	119	36	83	236	67	169	0	0	0
<b>Certificate Total</b>	<b>17</b>	<b>5</b>	<b>12</b>	<b>26</b>	<b>13</b>	<b>13</b>	<b>34</b>	<b>18</b>	<b>16</b>
Art and Humanities	12	3	9	12	3	9	8	2	6
Law	5	2	3	14	10	4	26	16	10
<b>Bridging and Foundation Programme</b>	<b>241</b>	<b>101</b>	<b>140</b>	<b>434</b>	<b>198</b>	<b>236</b>	<b>0</b>	<b>0</b>	<b>0</b>
University Bridging Programme	226	92	134	226	92	134	0	0	0
Bridging English Course	15	9	6	15	9	6	0	0	0
Foundation Degree in Process Engineering	0	0	0	99	37	62	0	0	0
Foundation Degree in Mechanical Engineering	0	0	0	94	60	34	0	0	0

**Note:**

\* - Advanced Diploma, Diploma and Diploma Level 5 are considered equivalent to HND.

\*\* - Diploma Level 4 and Certificate are considered equivalent to HNC.



### 3.1.17 HIGHER EDUCATION INTAKE, ENROLMENTS AND GRADUATES BY INSTITUTION AND FIELD OF EDUCATION, 2016

#### 3.1.17.1 UNIVERSITI BRUNEI DARUSSALAM (UBD)

Field of Education	Intake			Enrolment			Graduates		
	MF	M	F	MF	M	F	MF	M	F
<b>UBD TOTAL</b>	<b>1582</b>	<b>506</b>	<b>1076</b>	<b>5045</b>	<b>1617</b>	<b>3428</b>	<b>1477</b>	<b>420</b>	<b>1057</b>
<b>Doctor of Philosophy Total</b>	<b>44</b>	<b>12</b>	<b>32</b>	<b>151</b>	<b>59</b>	<b>92</b>	<b>28</b>	<b>16</b>	<b>12</b>
<b>Teacher Training</b>	<b>11</b>	<b>1</b>	<b>10</b>	<b>31</b>	<b>5</b>	<b>26</b>	<b>2</b>	<b>0</b>	<b>2</b>
Ph.D. in Education	11	1	10	31	5	26	2	0	2
<b>Arts and Humanities</b>	<b>17</b>	<b>7</b>	<b>10</b>	<b>48</b>	<b>20</b>	<b>28</b>	<b>8</b>	<b>6</b>	<b>2</b>
Ph.D. in Arts	0	0	0	1	1	0	0	0	0
Ph.D. in Brunei Studies	0	0	0	0	0	0	1	1	0
Ph.D. in Asian Studies	0	0	0	2	1	1	0	0	0
Ph.D. in English Literature	0	0	0	1	0	1	0	0	0
Ph.D. in Environmental Studies	1	0	1	1	0	1	0	0	0
Ph.D. in History	5	3	2	6	3	3	0	0	0
Ph.D. in Applied Linguistic	2	0	2	7	3	4	3	1	2
Ph.D. in Islamic Civilization and Contemporary Issues	2	0	2	12	6	6	1	1	0
Ph.D. in Malay Literature	1	1	0	3	1	2	1	1	0
Ph.D. in Malay Language & Linguistics	1	0	1	8	2	6	1	1	0
Ph.D. in Professional Communication And The New Media	2	0	2	4	0	4	1	1	0
Ph.D. in Islamic Governance	3	3	0	3	3	0	0	0	0
<b>Social and Behavioural Sciences</b>	<b>1</b>	<b>0</b>	<b>1</b>	<b>5</b>	<b>2</b>	<b>3</b>	<b>2</b>	<b>2</b>	<b>0</b>
Ph.D. in Economics	1	0	1	3	1	2	2	2	0
Ph.D. in Anthropology	0	0	0	1	0	1	0	0	0
Ph.D. in Geography	0	0	0	1	1	0	0	0	0
Ph.D. in Sociology	0	0	0	0	0	0	0	0	0
<b>Business and Administration</b>	<b>2</b>	<b>0</b>	<b>2</b>	<b>8</b>	<b>5</b>	<b>3</b>	<b>1</b>	<b>1</b>	<b>0</b>
Ph.D. in Business Administration	0	0	0	0	0	0	0	0	0
Ph.D. in Finance	0	0	0	0	0	0	1	1	0
Ph.D. in Public Policy	0	0	0	3	2	1	0	0	0
Ph.D. in Management Studies	2	0	2	5	3	2	0	0	0
<b>Life Sciences</b>	<b>3</b>	<b>0</b>	<b>3</b>	<b>10</b>	<b>3</b>	<b>7</b>	<b>4</b>	<b>1</b>	<b>3</b>
Ph.D. in Biology	0	0	0	2	1	1	4	1	3
Ph.D. in Biological Science	0	0	0	0	0	0	0	0	0
Ph.D. in Biodiversity	2	0	2	3	1	2	0	0	0
Ph.D. in Biotechnology	1	0	1	5	1	4	0	0	0
<b>Physical Sciences</b>	<b>3</b>	<b>0</b>	<b>3</b>	<b>12</b>	<b>5</b>	<b>7</b>	<b>5</b>	<b>2</b>	<b>3</b>
Ph.D. in Chemistry	1	0	1	5	1	4	4	1	3
Ph.D. in Physics	0	0	0	0	0	0	0	0	0
Ph.D. in Applied Physics	1	0	1	4	2	2	1	1	0
Ph.D. in Applied Physics By Research	0	0	0	0	0	0	0	0	0
Ph.D. in Petroleum Geoscience	0	0	0	2	2	0	0	0	0
Ph.D. in Geoscience	1	0	1	1	0	1	0	0	0
<b>Mathematics and Statistics</b>	<b>0</b>	<b>0</b>	<b>0</b>	<b>1</b>	<b>1</b>	<b>0</b>	<b>2</b>	<b>2</b>	<b>0</b>
Ph.D. in Mathematics	0	0	0	1	1	0	2	2	0
<b>Computing</b>	<b>0</b>	<b>0</b>	<b>0</b>	<b>6</b>	<b>5</b>	<b>1</b>	<b>0</b>	<b>0</b>	<b>0</b>
Ph.D. in Computer Science	0	0	0	6	5	1	0	0	0
<b>Engineering and Engineering Trades</b>	<b>5</b>	<b>3</b>	<b>2</b>	<b>19</b>	<b>10</b>	<b>9</b>	<b>3</b>	<b>2</b>	<b>1</b>
Ph.D in Engineering	0	0	0	2	1	1	0	0	0
Ph.D in Systems Engineering	1	1	0	5	4	1	0	0	0
Ph.D in Chemical and Process Engineering	2	1	1	3	2	1	0	0	0
Ph.D. in Energy Studies	2	1	1	9	3	6	3	2	1

### 3.1.17 HIGHER EDUCATION INTAKE, ENROLMENTS AND GRADUATES BY INSTITUTION AND FIELD OF EDUCATION, 2016

#### 3.1.17.1 UNIVERSITI BRUNEI DARUSSALAM (UBD)

Field of Education	Intake			Enrolment			Graduates		
	MF	M	F	MF	M	F	MF	M	F
<b>Health</b>	<b>2</b>	<b>1</b>	<b>1</b>	<b>11</b>	<b>3</b>	<b>8</b>	<b>1</b>	<b>0</b>	<b>1</b>
Ph.D. in Biomedical Science	1	0	1	5	1	4	0	0	0
Ph.D. in Nursing	0	0	0	0	0	0	0	0	0
Ph.D. in Public Health	1	1	0	6	2	4	0	0	0
Ph.D. in Midwifery	0	0	0	0	0	0	1	0	1
<b>Master's Degree Total</b>	<b>401</b>	<b>88</b>	<b>313</b>	<b>576</b>	<b>126</b>	<b>450</b>	<b>481</b>	<b>118</b>	<b>363</b>
<b>Teacher Training</b>	<b>159</b>	<b>31</b>	<b>128</b>	<b>182</b>	<b>33</b>	<b>149</b>	<b>236</b>	<b>50</b>	<b>186</b>
Master of Teaching	113	22	91	116	22	94	152	33	119
Master of Education by Coursework	35	7	28	46	9	37	74	17	57
Master of Education by Research	3	0	3	3	0	3	0	0	0
Master of Counselling by Coursework	8	2	6	17	2	15	10	0	10
<b>Arts and Humanities</b>	<b>42</b>	<b>12</b>	<b>30</b>	<b>56</b>	<b>14</b>	<b>42</b>	<b>61</b>	<b>14</b>	<b>47</b>
Master of Arts in Art by Research	0	0	0	0	0	0	0	0	0
Master of Arts by Research	0	0	0	0	0	0	0	0	0
Master of Arts in Professional Communication And The Media By Research	2	1	1	2	1	1	0	0	0
Master of Arts in English Literature By Research	0	0	0	0	0	0	0	0	0
Master of Arts in English Language And Linguistics By Coursework	0	0	0	0	0	0	3	0	3
Master of Arts in English Language And Linguistics By Research	2	1	1	4	1	3	1	0	1
Master of Arts in Environmental Studies By Research	2	0	2	3	0	3	0	0	0
Master of Arts in History By Coursework	0	0	0	0	0	0	3	1	2
Master of Arts in History By Research	3	1	2	4	1	3	2	0	2
Master of Arts in Malay Language and Linguistics By Coursework	14	4	10	14	4	10	10	1	9
Master of Arts in Malay Language and Linguistics By Research	1	0	1	5	1	4	1	0	1
Master of Arts in Malay Literature By Coursework	1	0	1	1	0	1	20	5	15
Master of Arts in Malay Literature by Research	1	0	1	1	0	1	2	0	2
Master of Arts in Southeast Asian Studies By Coursework	11	3	8	11	3	8	12	2	10
Master of Arts In Islamic Civilization and Contemporary Issues By Research	1	1	0	2	1	1	2	2	0
Master of Arts in (Brunei Studies) By Research	3	0	3	8	1	7	5	3	2
Master of Islamic Governance by Research	1	1	0	1	1	0	0	0	0
Master of Arts in New Media By Coursework	0	0	0	0	0	0	0	0	0
<b>Social and Behavioural Sciences</b>	<b>12</b>	<b>6</b>	<b>6</b>	<b>16</b>	<b>6</b>	<b>10</b>	<b>8</b>	<b>3</b>	<b>5</b>
Master of Arts in Anthropology by Research	1	1	0	2	1	1	0	0	0
Master of Arts in Sociology By Research	1	1	0	1	1	0	0	0	0
Master of Arts in Geography By Research	1	0	1	4	0	4	0	0	0
Master of Economics by Coursework	9	4	5	9	4	5	8	3	5
Master of Economics by Research	0	0	0	0	0	0	0	0	0
<b>Business and Administration</b>	<b>149</b>	<b>30</b>	<b>119</b>	<b>222</b>	<b>49</b>	<b>173</b>	<b>137</b>	<b>37</b>	<b>100</b>
Master of Business Administration by Coursework	9	4	5	14	4	10	6	1	5
Master of Public Policy and Management	7	3	4	7	3	4	12	5	7
Master of Finance by Research	0	0	0	0	0	0	1	1	0
Master of Islamic Finance by Coursework	32	7	25	49	10	39	14	4	10
Master of Islamic Finance by Research	0	0	0	0	0	0	0	0	0
Master of Logistics By Coursework	36	6	30	36	6	30	29	6	23
Master of Management By Coursework	65	10	55	116	26	90	75	20	55
Master of Management By Research	0	0	0	0	0	0	0	0	0

### 3.1.17 HIGHER EDUCATION INTAKE, ENROLMENTS AND GRADUATES BY INSTITUTION AND FIELD OF EDUCATION, 2016

#### 3.1.17.1 UNIVERSITI BRUNEI DARUSSALAM (UBD)

Field of Education	Intake			Enrolment			Graduates		
	MF	M	F	MF	M	F	MF	M	F
<b>Physical Sciences</b>	<b>13</b>	<b>4</b>	<b>9</b>	<b>31</b>	<b>7</b>	<b>24</b>	<b>2</b>	<b>0</b>	<b>2</b>
Master of Science By Research	0	0	0	1	1	0	0	0	0
Master of Science in Chemistry by Research	3	0	3	15	2	13	2	0	2
Master of Science in Physics by Research	0	0	0	2	0	2	0	0	0
Master of Science in Applied Physics by Research	0	0	0	1	0	1	0	0	0
Master of Science in GeoSciences By Research	10	4	6	12	4	8	0	0	0
<b>Life Sciences</b>	<b>5</b>	<b>0</b>	<b>5</b>	<b>11</b>	<b>3</b>	<b>8</b>	<b>3</b>	<b>0</b>	<b>3</b>
Master of Science in Biodiversity By Research	1	0	1	1	0	1	1	0	1
Master of Science in Biology By Research	3	0	3	6	1	5	2	0	2
Master of Science in Biology	0	0	0	0	0	0	0	0	0
Master of Science in Biotechnology By Research	1	0	1	4	2	2	0	0	0
<b>Mathematics and Statistics</b>	<b>2</b>	<b>0</b>	<b>2</b>	<b>7</b>	<b>2</b>	<b>5</b>	<b>2</b>	<b>1</b>	<b>1</b>
Master of Science in Mathematics By Research	2	0	2	7	2	5	2	1	1
<b>Engineering and Engineering Trades</b>	<b>3</b>	<b>2</b>	<b>1</b>	<b>7</b>	<b>5</b>	<b>2</b>	<b>16</b>	<b>6</b>	<b>10</b>
Master of Science in Energy Studies By Coursework	0	0	0	0	0	0	12	3	9
Master of Science in Energy Studies By Research	0	0	0	3	2	1	2	2	0
Master of Engineering in Chemical Engineering by Research	3	2	1	4	3	1	0	0	0
Master of Engineering in Chemical and process Engineering by Research	0	0	0	0	0	0	2	1	1
<b>Computing</b>	<b>1</b>	<b>0</b>	<b>1</b>	<b>2</b>	<b>0</b>	<b>2</b>	<b>1</b>	<b>1</b>	<b>0</b>
Master of Science in Computer Science By Research	1	0	1	2	0	2	1	1	0
<b>Health</b>	<b>9</b>	<b>2</b>	<b>7</b>	<b>23</b>	<b>5</b>	<b>18</b>	<b>10</b>	<b>4</b>	<b>6</b>
Master of Health Science (Clinical Sciences) By Research	0	0	0	0	0	0	0	0	0
Master of Health Sciences (Biomedical Sciences) By Research	2	1	1	6	2	4	1	0	1
Master of Health Sciences (Public Health) By Research	0	0	0	1	0	1	1	0	1
Master of Public Health By Coursework	7	1	6	16	3	13	8	4	4
<b>Social Care</b>	<b>6</b>	<b>1</b>	<b>5</b>	<b>19</b>	<b>2</b>	<b>17</b>	<b>5</b>	<b>2</b>	<b>3</b>
Master of Science in Primary Health Care by coursework	6	1	5	19	2	17	5	2	3
<b>Bachelor's Degree Total</b>	<b>873</b>	<b>301</b>	<b>572</b>	<b>3976</b>	<b>1308</b>	<b>2668</b>	<b>893</b>	<b>269</b>	<b>624</b>
<b>Arts and Humanities</b>	<b>334</b>	<b>111</b>	<b>223</b>	<b>1618</b>	<b>516</b>	<b>1102</b>	<b>461</b>	<b>152</b>	<b>309</b>
Bachelor of Arts (Brunei Studies)	39	13	26	116	42	74	29	9	20
Bachelor of Arts	295	98	197	1502	474	1028	432	143	289
<b>Business and Administration</b>	<b>130</b>	<b>47</b>	<b>83</b>	<b>702</b>	<b>224</b>	<b>478</b>	<b>142</b>	<b>32</b>	<b>110</b>
Bachelor of Business	130	47	83	702	224	478	142	32	110
<b>Physical Sciences</b>	<b>299</b>	<b>110</b>	<b>189</b>	<b>1264</b>	<b>445</b>	<b>819</b>	<b>197</b>	<b>61</b>	<b>136</b>
Bachelor of Science	299	110	189	1264	445	819	197	61	136
<b>Engineering and Engineering Trades</b>	<b>30</b>	<b>9</b>	<b>21</b>	<b>118</b>	<b>52</b>	<b>66</b>	<b>13</b>	<b>1</b>	<b>12</b>
Bachelor of Engineering	30	9	21	118	52	66	13	1	12
<b>Health</b>	<b>80</b>	<b>24</b>	<b>56</b>	<b>274</b>	<b>71</b>	<b>203</b>	<b>80</b>	<b>23</b>	<b>57</b>
Bachelor of Health Science (Medicine)	0	0	0	0	0	0	19	6	13
Bachelor of Health Science	80	24	56	274	71	203	61	17	44

### 3.1.17 HIGHER EDUCATION INTAKE, ENROLMENTS AND GRADUATES BY INSTITUTION AND FIELD OF EDUCATION, 2016

#### 3.1.17.1 UNIVERSITI BRUNEI DARUSSALAM (UBD)

Field of Education	Intake			Enrolment			Graduates		
	MF	M	F	MF	M	F	MF	M	F
<b>Diploma Total</b>	<b>23</b>	<b>4</b>	<b>19</b>	<b>101</b>	<b>23</b>	<b>78</b>	<b>75</b>	<b>17</b>	<b>58</b>
<b>Teacher Training</b>	<b>23</b>	<b>4</b>	<b>19</b>	<b>23</b>	<b>4</b>	<b>19</b>	<b>20</b>	<b>7</b>	<b>13</b>
Diploma in Education	5	2	3	5	2	3	7	3	4
Diploma in Counselling	5	1	4	5	1	4	6	2	4
Diploma in Technical Education	0	0	0	0	0	0	7	2	5
Diploma in Inclusive Education	13	1	12	13	1	12	0	0	0
<b>Health</b>	<b>0</b>	<b>0</b>	<b>0</b>	<b>78</b>	<b>19</b>	<b>59</b>	<b>55</b>	<b>10</b>	<b>45</b>
Advanced Diploma in Health Science	0	0	0	1	0	1	13	0	13
Diploma in Health Science	0	0	0	77	19	58	0	0	0
Diploma in Health Science (Midwifery)	0	0	0	0	0	0	4	0	4
Diploma in Health Science (Nursing/Paramedic)	0	0	0	0	0	0	38	10	28
<b>Bridging Programme</b>	<b>241</b>	<b>101</b>	<b>140</b>	<b>241</b>	<b>101</b>	<b>140</b>	<b>0</b>	<b>0</b>	<b>0</b>
University Bridging Programme	226	92	134	226	92	134	0	0	0
Bridging English Course	15	9	6	15	9	6	0	0	0

### 3.1.17 HIGHER EDUCATION INTAKE, ENROLMENTS AND GRADUATES BY INSTITUTION AND FIELD OF EDUCATION, 2016

#### 3.1.17.2 UNIVERSITI SULTAN SHARIF ALI (UNISSA)

Field of Education	Intake			Enrolment			Graduates		
	MF	M	F	MF	M	F	MF	M	F
<b>UNISSA Total</b>	<b>291</b>	<b>109</b>	<b>182</b>	<b>876</b>	<b>310</b>	<b>566</b>	<b>180</b>	<b>77</b>	<b>103</b>
<b>Doctor of Philosophy Total</b>	<b>3</b>	<b>2</b>	<b>1</b>	<b>15</b>	<b>11</b>	<b>4</b>	<b>2</b>	<b>2</b>	<b>0</b>
<b>Arts and Humanities</b>	<b>3</b>	<b>2</b>	<b>1</b>	<b>15</b>	<b>11</b>	<b>4</b>	<b>2</b>	<b>2</b>	<b>0</b>
Ph.D. in Shari'ah By Research	0	0	0	4	4	0	2	2	0
Ph.D. in Usuluddin by Research	1	1	0	5	4	1	0	0	0
Ph.D. in Arabic Language By Research	2	1	1	6	3	3	0	0	0
<b>Master's Degree Total</b>	<b>34</b>	<b>19</b>	<b>15</b>	<b>117</b>	<b>48</b>	<b>69</b>	<b>40</b>	<b>16</b>	<b>24</b>
<b>Arts and Humanities</b>	<b>33</b>	<b>18</b>	<b>15</b>	<b>101</b>	<b>41</b>	<b>60</b>	<b>24</b>	<b>12</b>	<b>12</b>
Master in Shari'ah By Coursework and Dissertation	16	6	10	32	9	23	5	2	3
Master of Usuluddin By Coursework and Dissertation	6	4	2	30	11	19	14	8	6
Master of Arabic Language By Coursework and Dissertation	3	2	1	12	4	8	2	0	2
Master of Arabic Language by Research	0	0	0	1	1	0	0	0	0
Master of Shari'ah (By Research)	0	0	0	9	6	3	2	1	1
Master of Usuluddin by Research	0	0	0	1	1	0	1	1	0
Master of Islamic Civilization and History by Coursework and Dissertation	7	6	1	13	9	4	0	0	0
Master of Islamic Civilization and History by Research	1	0	1	3	0	3	0	0	0
<b>Business and Administration</b>	<b>1</b>	<b>1</b>	<b>0</b>	<b>10</b>	<b>5</b>	<b>5</b>	<b>3</b>	<b>0</b>	<b>3</b>
Master in Finance and Islamic Bank by Research	1	1	0	10	5	5	3	0	3
<b>Laws</b>	<b>0</b>	<b>0</b>	<b>0</b>	<b>6</b>	<b>2</b>	<b>4</b>	<b>1</b>	<b>0</b>	<b>1</b>
Master of Laws (By Research)	0	0	0	6	2	4	1	0	1
<b>Post Graduate Total</b>	<b>0</b>	<b>0</b>	<b>0</b>	<b>0</b>	<b>0</b>	<b>0</b>	<b>12</b>	<b>4</b>	<b>8</b>
Post Graduate Diploma in Shari'ah	0	0	0	0	0	0	3	2	1
Post Graduate Diploma in Usuluddin	0	0	0	0	0	0	6	1	5
Post Graduate Diploma in Arabic Language	0	0	0	0	0	0	2	0	2
Post Graduate Diploma in Islamic Civilization and History	0	0	0	0	0	0	1	1	0
<b>Bachelor's Degree Total</b>	<b>212</b>	<b>77</b>	<b>135</b>	<b>687</b>	<b>229</b>	<b>458</b>	<b>90</b>	<b>34</b>	<b>56</b>
<b>Arts and Humanities</b>	<b>102</b>	<b>38</b>	<b>64</b>	<b>356</b>	<b>145</b>	<b>211</b>	<b>53</b>	<b>26</b>	<b>27</b>
Bachelor of Shari'ah (Fiqh and Judiciary)	26	4	22	115	35	80	25	9	16
Bachelor of Shari'ah (Fiqh and Usul)	26	11	15	59	24	35	11	7	4
Bachelor of Usuluddin (Tafsir and Hadith)	10	5	5	40	23	17	3	1	2
Bachelor of Usuluddin (Aqidah and Dakwah)	16	9	7	54	27	27	1	1	0
Bachelor of Arabic Language	13	6	7	61	30	31	10	6	4
Bachelor of History and Islamic Civilization	11	3	8	27	6	21	3	2	1
<b>Business and Administration</b>	<b>46</b>	<b>24</b>	<b>22</b>	<b>127</b>	<b>41</b>	<b>86</b>	<b>27</b>	<b>5</b>	<b>22</b>
Bachelor of Science (Islamic Finance)	35	16	19	106	30	76	23	5	18
Bachelor of Science (Business Management)	11	8	3	21	11	10	4	0	4
<b>Law</b>	<b>64</b>	<b>15</b>	<b>49</b>	<b>204</b>	<b>43</b>	<b>161</b>	<b>10</b>	<b>3</b>	<b>7</b>
Bachelor of Laws (LLB) and Bachelor of Shari'ah (BSL)	64	15	49	204	43	161	10	3	7
<b>HND / Diploma / Certificate Total</b>	<b>42</b>	<b>11</b>	<b>31</b>	<b>57</b>	<b>22</b>	<b>35</b>	<b>48</b>	<b>25</b>	<b>23</b>
<b>Arts and Humanities</b>	<b>18</b>	<b>7</b>	<b>11</b>	<b>22</b>	<b>10</b>	<b>12</b>	<b>13</b>	<b>6</b>	<b>7</b>
Higher National Diploma in Dirasat Islamiyyah	6	4	2	10	7	3	5	4	1
Barnamij Al-Tarqiyyah	12	3	9	12	3	9	8	2	6
HND in Islamic Studies	0	0	0	0	0	0	0	0	0
<b>Law</b>	<b>24</b>	<b>4</b>	<b>20</b>	<b>35</b>	<b>12</b>	<b>23</b>	<b>35</b>	<b>19</b>	<b>16</b>
Higher National Diploma in Shariah Criminal Justice System	13	1	12	13	1	12	0	0	0
Diploma in Islamic Law and Legal Practice	6	1	5	8	1	7	9	3	6
Certificate of Shariah Criminal Justice System	5	2	3	14	10	4	26	16	10

### 3.1.17 HIGHER EDUCATION INTAKE, ENROLMENTS AND GRADUATES BY INSTITUTION AND FIELD OF EDUCATION, 2016

#### 3.1.17.3 UNIVERSITI TEKNOLOGI BRUNEI (UTB)

Field of Education	Intake			Enrolment			Graduates		
	MF	M	F	MF	M	F	MF	M	F
<b>UTB Total</b>	<b>212</b>	<b>118</b>	<b>94</b>	<b>1855</b>	<b>921</b>	<b>934</b>	<b>553</b>	<b>276</b>	<b>277</b>
<b>Master's Degree Total</b>	<b>4</b>	<b>2</b>	<b>2</b>	<b>4</b>	<b>2</b>	<b>2</b>	<b>1</b>	<b>1</b>	<b>0</b>
<b>Computing</b>	<b>2</b>	<b>0</b>	<b>2</b>	<b>2</b>	<b>0</b>	<b>2</b>	<b>0</b>	<b>0</b>	<b>0</b>
Master of Science (By Research) in Computing and Information System	2	0	2	2	0	2	0	0	0
<b>Electrical and Communication Engineering</b>	<b>2</b>	<b>2</b>	<b>0</b>	<b>2</b>	<b>2</b>	<b>0</b>	<b>1</b>	<b>1</b>	<b>0</b>
Master of Science (By Research) in Electrical and Electronic Engineering	2	2	0	2	2	0	1	1	0
<b>Bachelor's Degree Total</b>	<b>208</b>	<b>116</b>	<b>92</b>	<b>1282</b>	<b>617</b>	<b>665</b>	<b>264</b>	<b>122</b>	<b>142</b>
<b>Civil Engineering</b>	<b>24</b>	<b>13</b>	<b>11</b>	<b>108</b>	<b>45</b>	<b>63</b>	<b>27</b>	<b>12</b>	<b>15</b>
Bachelor Of Engineering (Hons) in Civil Engineering	17	10	7	57	28	29	20	8	12
Bachelor Of Engineering (Hons) in Civil & Structural Engineering	6	2	4	37	11	26	0	0	0
Bachelor Of Engineering (Hons) in Civil & Geotechnical Engineering	1	1	0	14	6	8	7	4	3
<b>Business and Administration</b>	<b>66</b>	<b>28</b>	<b>38</b>	<b>427</b>	<b>145</b>	<b>282</b>	<b>82</b>	<b>19</b>	<b>63</b>
Bachelor of Business (Hons) in Business Information Technology	10	6	4	49	20	29	11	3	8
Bachelor of Business (Hons) in Applied Economics and Finance	17	9	8	48	17	31	0	0	0
Bachelor of Business (Hons) in Finance & e-Business	0	0	0	47	12	35	26	5	21
Bachelor of Business (Hons) in Technology Management	14	5	9	81	27	54	0	0	0
Bachelor of Business (Hons) in Business Information Technology (Part-time)	0	0	0	49	24	25	25	6	19
Bachelor of Business (Hons) in Accounting & Information Systems	17	6	11	100	31	69	4	1	3
Bachelor of Business (Hons) in Marketing & Information Systems	8	2	6	53	14	39	16	4	12
<b>Computing</b>	<b>35</b>	<b>20</b>	<b>15</b>	<b>182</b>	<b>98</b>	<b>84</b>	<b>55</b>	<b>32</b>	<b>23</b>
Bachelor of Science (Hons) in Internet Computing	7	2	5	44	17	27	15	6	9
Bachelor of Science (Hons) in Computing	13	7	6	43	26	17	0	0	0
Bachelor of Science (Hons) in Computer Network and Security	15	11	4	80	46	34	15	11	4
Bachelor of Science (Hons) in Internet Computing (Part-time)	0	0	0	15	9	6	25	15	10
<b>Electrical and Communication Engineering</b>	<b>16</b>	<b>13</b>	<b>3</b>	<b>84</b>	<b>51</b>	<b>33</b>	<b>26</b>	<b>18</b>	<b>8</b>
Bachelor Of Engineering (Hons) in Electrical & Communications Engineering	5	4	1	40	21	19	15	10	5
Bachelor Of Engineering (Hons) in Electrical & Electronic Engineering	11	9	2	44	30	14	11	8	3
<b>Engineering and Engineering Trades</b>	<b>53</b>	<b>33</b>	<b>20</b>	<b>396</b>	<b>234</b>	<b>162</b>	<b>74</b>	<b>41</b>	<b>33</b>
Bachelor Of Engineering (Hons) in Petroleum Engineering	8	4	4	65	32	33	0	0	0
Bachelor Of Engineering (Hons) in Chemical Engineering	6	2	4	103	55	48	0	0	0
Bachelor Of Engineering (Hons) in Mechatronic Engineering	13	9	4	56	40	16	16	7	9
Bachelor Of Engineering (Hons) in Mechanical Engineering	26	18	8	172	107	65	58	34	24

### 3.1.17 HIGHER EDUCATION INTAKE, ENROLMENTS AND GRADUATES BY INSTITUTION AND FIELD OF EDUCATION, 2016

#### 3.1.17.3 UNIVERSITI TEKNOLOGI BRUNEI (UTB)

Field of Education	Intake			Enrolment			Graduates		
	MF	M	F	MF	M	F	MF	M	F
<b>Media</b>	<b>14</b>	<b>9</b>	<b>5</b>	<b>85</b>	<b>44</b>	<b>41</b>	<b>0</b>	<b>0</b>	<b>0</b>
Bachelor of Science (Hons) in Creative Multimedia	8	4	4	56	28	28	0	0	0
Bachelor of Science (Hons) in Digital Media	6	5	1	29	16	13	0	0	0
<b>Higher National Diploma (HND) Total</b>	<b>0</b>	<b>0</b>	<b>0</b>	<b>376</b>	<b>205</b>	<b>171</b>	<b>288</b>	<b>153</b>	<b>135</b>
<b>Civil Engineering</b>	<b>0</b>	<b>0</b>	<b>0</b>	<b>138</b>	<b>72</b>	<b>66</b>	<b>70</b>	<b>32</b>	<b>38</b>
HND in Civil Engineering	0	0	0	65	32	33	38	17	21
HND in Construction Management & Quantity Surveying	0	0	0	73	40	33	32	15	17
<b>Business and Administration</b>	<b>0</b>	<b>0</b>	<b>0</b>	<b>0</b>	<b>0</b>	<b>0</b>	<b>0</b>	<b>0</b>	<b>0</b>
HND in Business (Accounting)	0	0	0	0	0	0	0	0	0
HND in Business (Finance)	0	0	0	0	0	0	0	0	0
HND in Business (Management)	0	0	0	0	0	0	0	0	0
HND in Business (Marketing)	0	0	0	0	0	0	0	0	0
<b>Computing</b>	<b>0</b>	<b>0</b>	<b>0</b>	<b>0</b>	<b>0</b>	<b>0</b>	<b>0</b>	<b>0</b>	<b>0</b>
HND in Computing	0	0	0	0	0	0	0	0	0
HND in Information Systems	0	0	0	0	0	0	0	0	0
HND in Internet & Multimedia Development	0	0	0	0	0	0	0	0	0
<b>Electrical and Communication Engineering</b>	<b>0</b>	<b>0</b>	<b>0</b>	<b>158</b>	<b>89</b>	<b>69</b>	<b>63</b>	<b>37</b>	<b>26</b>
HND in Communication & Computer Systems Engineering	0	0	0	43	22	21	22	11	11
HND in Electrical Power & Control Engineering	0	0	0	96	54	42	24	14	10
HND in Network Engineering	0	0	0	19	13	6	17	12	5
<b>Engineering and Engineering Trades</b>	<b>0</b>	<b>0</b>	<b>0</b>	<b>80</b>	<b>44</b>	<b>36</b>	<b>155</b>	<b>84</b>	<b>71</b>
HND in Mechanical Engineering	0	0	0	80	44	36	58	35	23
HND in Process Engineering	0	0	0	0	0	0	46	15	31
HND in Process Engineering (Part-time)	0	0	0	0	0	0	14	14	0
HND in Mechanical Engineering	0	0	0	0	0	0	37	20	17
<b>Foundation Programme Total</b>	<b>0</b>	<b>0</b>	<b>0</b>	<b>193</b>	<b>97</b>	<b>96</b>	<b>0</b>	<b>0</b>	<b>0</b>
Foundation Degree in Process Engineering	0	0	0	99	37	62	0	0	0
Foundation Degree in Mechanical Engineering	0	0	0	94	60	34	0	0	0



### 3.1.17 HIGHER EDUCATION INTAKE, ENROLMENTS AND GRADUATES BY INSTITUTION AND FIELD OF EDUCATION, 2016

#### 3.1.17.4 POLITEKNIK BRUNEI (PB)

Field of Education	Intake			Enrolment			Graduates		
	MF	M	F	MF	M	F	MF	M	F
<b>PB Total</b>	<b>730</b>	<b>337</b>	<b>393</b>	<b>1620</b>	<b>762</b>	<b>858</b>	<b>375</b>	<b>136</b>	<b>239</b>
<b>Advanced Diploma Total</b>	<b>0</b>	<b>0</b>	<b>0</b>	<b>68</b>	<b>38</b>	<b>30</b>	<b>375</b>	<b>136</b>	<b>239</b>
<b>Science and Engineering</b>	<b>0</b>	<b>0</b>	<b>0</b>	<b>13</b>	<b>8</b>	<b>5</b>	<b>65</b>	<b>25</b>	<b>40</b>
AD in Interior Design	0	0	0	13	8	5	45	16	29
AD in Well Engineering	0	0	0	0	0	0	20	9	11
<b>Business</b>	<b>0</b>	<b>0</b>	<b>0</b>	<b>27</b>	<b>13</b>	<b>14</b>	<b>163</b>	<b>44</b>	<b>119</b>
AD in Business Accounting	0	0	0	4	1	3	44	13	31
AD in Business Marketing	0	0	0	2	1	1	27	5	22
AD in Business Finance	0	0	0	10	5	5	41	10	31
AD in Business Entrepreneurship	0	0	0	3	3	0	11	6	5
AD in Business Management	0	0	0	8	3	5	40	10	30
<b>Information and Communication Technology</b>	<b>0</b>	<b>0</b>	<b>0</b>	<b>28</b>	<b>17</b>	<b>11</b>	<b>147</b>	<b>67</b>	<b>80</b>
AD in Computer Network	0	0	0	14	9	5	35	21	14
AD in Web Computing	0	0	0	3	2	1	24	6	18
AD in Information System and Technology	0	0	0	7	5	2	38	14	24
AD in Digital Media	0	0	0	3	1	2	25	17	8
AD in Information Science	0	0	0	1	0	1	25	9	16
<b>Level 5 Total</b>	<b>611</b>	<b>301</b>	<b>310</b>	<b>1316</b>	<b>657</b>	<b>659</b>	<b>0</b>	<b>0</b>	<b>0</b>
<b>Science and Engineering</b>	<b>298</b>	<b>161</b>	<b>137</b>	<b>643</b>	<b>328</b>	<b>315</b>	<b>0</b>	<b>0</b>	<b>0</b>
Level 5 Diploma In Engineering (Electrical And Electronics Engineering)	46	35	11	119	82	37	0	0	0
Level 5 Diploma In Petroleum Engineering	29	11	18	65	25	40	0	0	0
Level 5 Diploma In Engineering (Civil Engineering)	38	22	16	81	42	39	0	0	0
Level 5 Diploma In Engineering (Mechanical Engineering)	69	47	22	132	82	50	0	0	0
Level 5 Diploma In Engineering (Communications & Systems Engineering)	23	17	6	50	28	22	0	0	0
Level 5 Diploma In Architecture	27	11	16	59	25	34	0	0	0
Level 5 Diploma In Interior Design	23	10	13	52	21	31	0	0	0
Level 5 Diploma In Science Technology	43	8	35	85	23	62	0	0	0
<b>Business</b>	<b>148</b>	<b>47</b>	<b>101</b>	<b>309</b>	<b>105</b>	<b>204</b>	<b>0</b>	<b>0</b>	<b>0</b>
Level 5 Diploma In Business Studies (General)	27	8	19	43	16	27	0	0	0
Level 5 Diploma In Business Studies (Entrepreneurship)	15	4	11	31	13	18	0	0	0
Level 5 Diploma In Business Studies (Marketing)	21	4	17	42	15	27	0	0	0
Level 5 Diploma In Business Studies (Human Resource Management)	30	14	16	64	25	39	0	0	0
Level 5 Diploma In Business Accounting And Finance	55	17	38	129	36	93	0	0	0



### 3.1.17 HIGHER EDUCATION INTAKE, ENROLMENTS AND GRADUATES BY INSTITUTION AND FIELD OF EDUCATION, 2016

#### 3.1.17.4 POLITEKNIK BRUNEI (PB)

Field of Education	Intake			Enrolment			Graduates		
	MF	M	F	MF	M	F	MF	M	F
<b>Information and Communication Technology</b>	<b>165</b>	<b>93</b>	<b>72</b>	<b>364</b>	<b>224</b>	<b>140</b>	<b>0</b>	<b>0</b>	<b>0</b>
Level 5 Diploma In Science Technology	0	0	0	0	0	0	0	0	0
Level 5 Diploma In Information And Communication Technology (Network And Security)	49	32	17	128	89	39	0	0	0
Level 5 Diploma In Information And Communication Technology (Digital Media)	40	26	14	102	64	38	0	0	0
Level 5 Diploma In Information And Communication Technology (Web Development)	23	16	7	40	26	14	0	0	0
Level 5 Diploma In Information And Communication Technology (Library Informatics & Computing)	19	7	12	32	11	21	0	0	0
Level 5 Diploma In Information And Communication Technology (Information Systems)	34	12	22	62	34	28	0	0	0
<b>Level 4 Total</b>	<b>119</b>	<b>36</b>	<b>83</b>	<b>236</b>	<b>67</b>	<b>169</b>	<b>0</b>	<b>0</b>	<b>0</b>
<b>Health</b>	<b>119</b>	<b>36</b>	<b>83</b>	<b>236</b>	<b>67</b>	<b>169</b>	<b>0</b>	<b>0</b>	<b>0</b>
Level 4 Diploma In Health Science (Midwifery)	17	0	17	29	0	29	0	0	0
Level 4 Diploma In Health Science (Nursing)	77	14	63	158	32	126	0	0	0
Level 4 Diploma In Health Science (Paramedic)	25	22	3	49	35	14	0	0	0

## 3.1.18 HIGHER EDUCATION ENROLMENTS BY INSTITUTION AND PROGRAMMES, 2016

## 3.1.18.1 UNIVERSITI BRUNEI DARUSSALAM (UBD)

Programme	Education Level																				
	Year 1			Year 2			Year 3			Year 4			Year 5			Year 6			Total		
	MF	M	F	MF	M	F	MF	M	F	MF	M	F	MF	M	F	MF	M	F	MF	M	F
<b>UBD Total</b>	<b>1582</b>	<b>506</b>	<b>1076</b>	<b>1422</b>	<b>460</b>	<b>962</b>	<b>1291</b>	<b>412</b>	<b>879</b>	<b>691</b>	<b>215</b>	<b>476</b>	<b>54</b>	<b>22</b>	<b>32</b>	<b>5</b>	<b>2</b>	<b>3</b>	<b>5045</b>	<b>1617</b>	<b>3428</b>
<b>School of Business and Economics</b>	<b>284</b>	<b>78</b>	<b>206</b>	<b>288</b>	<b>93</b>	<b>195</b>	<b>214</b>	<b>64</b>	<b>150</b>	<b>143</b>	<b>39</b>	<b>104</b>	<b>6</b>	<b>5</b>	<b>1</b>	<b>1</b>	<b>0</b>	<b>1</b>	<b>936</b>	<b>279</b>	<b>657</b>
Ph.D. in Business Administration	0	0	0	0	0	0	0	0	0	0	0	0	0	0	0	0	0	0	0	0	0
Ph.D. in Economics	1	0	1	1	0	1	0	0	0	0	0	0	1	1	0	0	0	0	3	1	2
Ph.D. in Finance	0	0	0	0	0	0	0	0	0	0	0	0	0	0	0	0	0	0	0	0	0
Ph.D. in Management Studies	2	0	2	3	3	0	0	0	0	0	0	0	0	0	0	0	0	0	5	3	2
Ph.D. in Public Policy	0	0	0	0	0	0	0	0	0	1	0	1	1	1	0	0	0	0	2	1	1
Master of Economics By Research	0	0	0	0	0	0	0	0	0	0	0	0	0	0	0	0	0	0	0	0	0
Master of Business Administration by Coursework	9	4	5	1	0	1	4	0	4	0	0	0	0	0	0	0	0	0	14	4	10
Master of Economics By Coursework	9	4	5	0	0	0	0	0	0	0	0	0	0	0	0	0	0	0	9	4	5
Master of Finance By Research	0	0	0	0	0	0	0	0	0	0	0	0	0	0	0	0	0	0	0	0	0
Master of Islamic Finance By Coursework	32	7	25	17	3	14	0	0	0	0	0	0	0	0	0	0	0	0	49	10	39
Master of Islamic Finance By Research	0	0	0	0	0	0	0	0	0	0	0	0	0	0	0	0	0	0	0	0	0
Master of Logistics By Coursework	36	6	30	0	0	0	0	0	0	0	0	0	0	0	0	0	0	0	36	6	30
Master of Management By Coursework	65	10	55	50	16	34	1	0	1	0	0	0	0	0	0	0	0	0	116	26	90
Master of Management By Research	0	0	0	0	0	0	0	0	0	0	0	0	0	0	0	0	0	0	0	0	0
Bachelor of Business	130	47	83	216	71	145	209	64	145	142	39	103	4	3	1	1	0	1	702	224	478
<b>Academy of Brunei Studies</b>	<b>42</b>	<b>13</b>	<b>29</b>	<b>36</b>	<b>17</b>	<b>19</b>	<b>28</b>	<b>8</b>	<b>20</b>	<b>17</b>	<b>4</b>	<b>13</b>	<b>1</b>	<b>1</b>	<b>0</b>	<b>0</b>	<b>0</b>	<b>0</b>	<b>124</b>	<b>43</b>	<b>81</b>
Ph.D. in Brunei Studies	0	0	0	0	0	0	0	0	0	0	0	0	0	0	0	0	0	0	0	0	0
Master of Arts in (Brunei Studies) By Research	3	0	3	3	1	2	1	0	1	1	0	1	0	0	0	0	0	0	8	1	7
Bachelor of Arts (Brunei Studies)	39	13	26	33	16	17	27	8	19	16	4	12	1	1	0	0	0	0	116	42	74
<b>Faculty of Science</b>	<b>326</b>	<b>114</b>	<b>212</b>	<b>402</b>	<b>141</b>	<b>261</b>	<b>389</b>	<b>133</b>	<b>256</b>	<b>206</b>	<b>74</b>	<b>132</b>	<b>23</b>	<b>9</b>	<b>14</b>	<b>1</b>	<b>1</b>	<b>0</b>	<b>1347</b>	<b>472</b>	<b>875</b>
Ph.D. in Biological Sciences	0	0	0	0	0	0	0	0	0	0	0	0	0	0	0	0	0	0	0	0	0
Ph.D. in Biodiversiy	2	0	2	0	0	0	1	1	0	0	0	0	0	0	0	0	0	0	3	1	2
Ph.D. in Biology	0	0	0	1	1	0	1	0	1	0	0	0	0	0	0	0	0	0	2	1	1
Ph.D. in Biotechnology	1	0	1	2	0	2	1	1	0	1	0	1	0	0	0	0	0	0	5	1	4
Ph.D. in Chemistry	1	0	1	2	1	1	0	0	0	2	0	2	0	0	0	0	0	0	5	1	4

## 3.1.18 HIGHER EDUCATION ENROLMENTS BY INSTITUTION AND PROGRAMMES, 2016

## 3.1.18.1 UNIVERSITI BRUNEI DARUSSALAM (UBD)

Programme	Education Level																						
	Year 1			Year 2			Year 3			Year 4			Year 5			Year 6			Total				
	MF	M	F	MF	M	F	MF	M	F	MF	M	F	MF	M	F	MF	M	F	MF	M	F		
Ph.D. in Computer Science	0	0	0	1	1	0	3	3	0	1	0	1	1	1	0	0	0	0	0	0	6	5	1
Ph.D. in Petroleum Geoscience	0	0	0	2	2	0	0	0	0	0	0	0	0	0	0	0	0	0	0	0	2	2	0
Ph.D. in Geosciences	1	0	1	0	0	0	0	0	0	0	0	0	0	0	0	0	0	0	0	0	1	0	1
Ph.D. in Energy Studies	0	0	0	1	0	1	2	1	1	0	0	0	0	0	0	0	0	0	0	0	3	1	2
Ph.D. in Mathematics	0	0	0	0	0	0	1	1	0	0	0	0	0	0	0	0	0	0	0	0	1	1	0
Ph.D. in Physics	0	0	0	0	0	0	0	0	0	0	0	0	0	0	0	0	0	0	0	0	0	0	0
Ph.D. in Applied Physics	1	0	1	3	2	1	0	0	0	0	0	0	0	0	0	0	0	0	0	0	4	2	2
Ph.D. in Applied Physics By Research	0	0	0	0	0	0	0	0	0	0	0	0	0	0	0	0	0	0	0	0	0	0	0
Master of Science By Research	0	0	0	1	1	0	0	0	0	0	0	0	0	0	0	0	0	0	0	0	1	1	0
Master of Science in Biodiversity By Research	1	0	1	0	0	0	0	0	0	0	0	0	0	0	0	0	0	0	0	0	1	0	1
Master of Science in Biology	0	0	0	0	0	0	0	0	0	0	0	0	0	0	0	0	0	0	0	0	0	0	0
Master of Science in Biology By Research	3	0	3	3	1	2	0	0	0	0	0	0	0	0	0	0	0	0	0	0	6	1	5
Master of Science in Biotechnology By Research	1	0	1	3	2	1	0	0	0	0	0	0	0	0	0	0	0	0	0	0	4	2	2
Master of Science in Chemistry By Research	3	0	3	10	1	9	2	1	1	0	0	0	0	0	0	0	0	0	0	0	15	2	13
Master of Science in Computer Science By Research	1	0	1	1	0	1	0	0	0	0	0	0	0	0	0	0	0	0	0	0	2	0	2
Master of Science in Energy Studies By Coursework	0	0	0	0	0	0	0	0	0	0	0	0	0	0	0	0	0	0	0	0	0	0	0
Master of Science in Energy Studies By Research	0	0	0	0	0	0	0	0	0	0	0	0	0	0	0	0	0	0	0	0	0	0	0
Master of Science in GeoSciences By Research	10	4	6	2	0	2	0	0	0	0	0	0	0	0	0	0	0	0	0	0	12	4	8
Master of Science in Mathematics By Research	2	0	2	5	2	3	0	0	0	0	0	0	0	0	0	0	0	0	0	0	7	2	5
Master of Science in Physics by Research	0	0	0	1	0	1	1	0	1	0	0	0	0	0	0	0	0	0	0	0	2	0	2
Master of Science in Applied Physics by Research	0	0	0	0	0	0	1	0	1	0	0	0	0	0	0	0	0	0	0	0	1	0	1
Bachelor of Science	299	110	189	364	127	237	376	125	251	202	74	128	22	8	14	1	1	0	0	0	1264	445	819
<b>Centre For Advance Materials and Energy Science</b>	2	1	1	7	3	4	0	0	0	0	0	0	0	0	0	0	0	0	0	0	9	4	5
Ph.D. in Energy Studies	2	1	1	4	1	3	0	0	0	0	0	0	0	0	0	0	0	0	0	0	6	2	4
Master of Science in Energy Study By Research	0	0	0	3	2	1	0	0	0	0	0	0	0	0	0	0	0	0	0	0	3	2	1

## 3.1.18 HIGHER EDUCATION ENROLMENTS BY INSTITUTION AND PROGRAMMES, 2016

## 3.1.18.1 UNIVERSITI BRUNEI DARUSSALAM (UBD)

Programme	Education Level																				
	Year 1			Year 2			Year 3			Year 4			Year 5			Year 6			Total		
	MF	M	F	MF	M	F	MF	M	F	MF	M	F	MF	M	F	MF	M	F	MF	M	F
<b>PAPRSB Institute of Health Sciences</b>	<b>97</b>	<b>28</b>	<b>69</b>	<b>99</b>	<b>24</b>	<b>75</b>	<b>164</b>	<b>38</b>	<b>126</b>	<b>41</b>	<b>7</b>	<b>34</b>	<b>3</b>	<b>2</b>	<b>1</b>	<b>1</b>	<b>1</b>	<b>0</b>	<b>405</b>	<b>100</b>	<b>305</b>
Ph.D. in Biomedical Science	1	0	1	4	1	3	0	0	0	0	0	0	0	0	0	0	0	0	5	1	4
Ph.D. in Nursing	0	0	0	0	0	0	0	0	0	0	0	0	0	0	0	0	0	0	0	0	0
Ph.D. in Public Health	1	1	0	5	1	4	0	0	0	0	0	0	0	0	0	0	0	0	6	2	4
Ph.D. in Midwifery	0	0	0	0	0	0	0	0	0	0	0	0	0	0	0	0	0	0	0	0	0
Master of Science in Primary Health Care by coursework	6	1	5	13	1	12	0	0	0	0	0	0	0	0	0	0	0	0	19	2	17
Master of Health Science (Clinical Sciences) By Research	0	0	0	0	0	0	0	0	0	0	0	0	0	0	0	0	0	0	0	0	0
Master of Health Sciences (Biomedical Sciences) By Research	2	1	1	4	1	3	0	0	0	0	0	0	0	0	0	0	0	0	6	2	4
Master of Health Sciences (Public Health) By Research	0	0	0	0	0	0	1	0	1	0	0	0	0	0	0	0	0	0	1	0	1
Master of Public Health By Coursework	7	1	6	9	2	7	0	0	0	0	0	0	0	0	0	0	0	0	16	3	13
Bachelor of Health Science (Bio Medical)	80	24	56	63	18	45	86	19	67	41	7	34	3	2	1	1	1	0	274	71	203
Advanced Diploma In Health Science	0	0	0	1	0	1	0	0	0	0	0	0	0	0	0	0	0	0	1	0	1
Diploma In Health Science	0	0	0	0	0	0	77	19	58	0	0	0	0	0	0	0	0	0	77	19	58
<b>Sultan Hassanal Bolkiah Institute of Education (SHBIE)</b>	<b>170</b>	<b>32</b>	<b>138</b>	<b>35</b>	<b>6</b>	<b>29</b>	<b>4</b>	<b>0</b>	<b>4</b>	<b>4</b>	<b>0</b>	<b>4</b>	<b>0</b>	<b>0</b>	<b>0</b>	<b>0</b>	<b>0</b>	<b>0</b>	<b>213</b>	<b>38</b>	<b>175</b>
Ph.D. in Education	11	1	10	12	4	8	4	0	4	4	0	4	0	0	0	0	0	0	31	5	26
Master in Counselling By Coursework	8	2	6	9	0	9	0	0	0	0	0	0	0	0	0	0	0	0	17	2	15
Master of Education By Coursework	35	7	28	11	2	9	0	0	0	0	0	0	0	0	0	0	0	0	46	9	37
Master of Education By Research	3	0	3	0	0	0	0	0	0	0	0	0	0	0	0	0	0	0	3	0	3
Master of Teaching	113	22	91	3	0	3	0	0	0	0	0	0	0	0	0	0	0	0	116	22	94
Bachelor of Health Science (Medicine)	0	0	0	0	0	0	0	0	0	0	0	0	0	0	0	0	0	0	0	0	0
Diploma in Health Science (Midwifery)	0	0	0	0	0	0	0	0	0	0	0	0	0	0	0	0	0	0	0	0	0
Diploma in Health Science (Nursing / Paramedic)	0	0	0	0	0	0	0	0	0	0	0	0	0	0	0	0	0	0	0	0	0

## 3.1.18 HIGHER EDUCATION ENROLMENTS BY INSTITUTION AND PROGRAMMES, 2016

## 3.1.18.1 UNIVERSITI BRUNEI DARUSSALAM (UBD)

Programme	Education Level																				
	Year 1			Year 2			Year 3			Year 4			Year 5			Year 6			Total		
	MF	M	F	MF	M	F	MF	M	F	MF	M	F	MF	M	F	MF	M	F	MF	M	F
<b>Faculty of Arts and Social Sciences</b>	<b>347</b>	<b>114</b>	<b>233</b>	<b>522</b>	<b>158</b>	<b>364</b>	<b>437</b>	<b>138</b>	<b>299</b>	<b>259</b>	<b>83</b>	<b>176</b>	<b>20</b>	<b>5</b>	<b>15</b>	<b>2</b>	<b>0</b>	<b>2</b>	<b>1587</b>	<b>498</b>	<b>1089</b>
Ph.D. in Anthropology	0	0	0	1	0	1	0	0	0	0	0	0	0	0	0	0	0	0	1	0	1
Ph.D. in Applied Linguistics	2	0	2	4	3	1	1	0	1	0	0	0	0	0	0	0	0	0	7	3	4
Ph.D. in Arts	0	0	0	0	0	0	1	1	0	0	0	0	0	0	0	0	0	0	1	1	0
Ph.D. in English Literature	0	0	0	1	0	1	0	0	0	0	0	0	0	0	0	0	0	0	1	0	1
Ph.D. in Environmental Studies	1	0	1	0	0	0	0	0	0	0	0	0	0	0	0	0	0	0	1	0	1
Ph.D. in Geography	0	0	0	0	0	0	1	1	0	0	0	0	0	0	0	0	0	0	1	1	0
Ph.D. in History	5	3	2	1	0	1	0	0	0	0	0	0	0	0	0	0	0	0	6	3	3
Ph.D. in Malay Language And Linguistics	1	0	1	4	1	3	2	1	1	1	0	1	0	0	0	0	0	0	8	2	6
Ph.D. in Malay Literature	1	1	0	1	0	1	0	0	0	0	0	0	0	0	0	1	0	1	3	1	2
Ph.D. in Professional Communication And The Media	2	0	2	1	0	1	0	0	0	1	0	1	0	0	0	0	0	0	4	0	4
Ph.D. in Sociology	0	0	0	0	0	0	0	0	0	0	0	0	0	0	0	0	0	0	0	0	0
Master of Arts in Anthropology By Research	1	1	0	0	0	0	1	0	1	0	0	0	0	0	0	0	0	0	2	1	1
Master of Arts in Art By Research	0	0	0	0	0	0	0	0	0	0	0	0	0	0	0	0	0	0	0	0	0
Master of Arts in English Language And Linguistics By Coursework	0	0	0	0	0	0	0	0	0	0	0	0	0	0	0	0	0	0	0	0	0
Master of Arts in English Language and Linguistics By Research	2	1	1	2	0	2	0	0	0	0	0	0	0	0	0	0	0	0	4	1	3
Master of Arts in English Literature By Research	0	0	0	0	0	0	0	0	0	0	0	0	0	0	0	0	0	0	0	0	0
Master of Arts in Environmental Studies By Research	2	0	2	0	0	0	1	0	1	0	0	0	0	0	0	0	0	0	3	0	3
Master of Arts in Geography By Research	1	0	1	3	0	3	0	0	0	0	0	0	0	0	0	0	0	0	4	0	4
Master of Arts in History By Coursework	0	0	0	0	0	0	0	0	0	0	0	0	0	0	0	0	0	0	0	0	0
Master of Arts in History By Research	3	1	2	1	0	1	0	0	0	0	0	0	0	0	0	0	0	0	4	1	3
Master of Arts in Malay Language and Linguistics By Coursework	14	4	10	0	0	0	0	0	0	0	0	0	0	0	0	0	0	0	14	4	10
Master of Arts in Malay Language and Linguistics By Research	1	0	1	0	0	0	4	1	3	0	0	0	0	0	0	0	0	0	5	1	4
Master of Arts in Malay Literature By Coursework	1	0	1	0	0	0	0	0	0	0	0	0	0	0	0	0	0	0	1	0	1
Master of Arts in Malay Literature by Research	1	0	1	0	0	0	0	0	0	0	0	0	0	0	0	0	0	0	1	0	1

## 3.1.18 HIGHER EDUCATION ENROLMENTS BY INSTITUTION AND PROGRAMMES, 2016

## 3.1.18.1 UNIVERSITI BRUNEI DARUSSALAM (UBD)

Programme	Education Level																							
	Year 1			Year 2			Year 3			Year 4			Year 5			Year 6			Total					
	MF	M	F	MF	M	F	MF	M	F	MF	M	F	MF	M	F	MF	M	F	MF	M	F			
Master of Arts in Professional Communication And The Media By Research	2	1	1	0	0	0	0	0	0	0	0	0	0	0	0	0	0	0	0	0	0	2	1	1
Master of Arts in Sociology By Research	1	1	0	0	0	0	0	0	0	0	0	0	0	0	0	0	0	0	0	0	0	1	1	0
Master of Arts in Southeast Asian Studies	11	3	8	0	0	0	0	0	0	0	0	0	0	0	0	0	0	0	0	0	0	11	3	8
By Coursework																								
Bachelor of Arts	295	98	197	503	154	349	426	134	292	257	83	174	20	5	15	1	0	1	1502	474	1028			
<b>Centre For Lifelong Learning</b>	<b>264</b>	<b>105</b>	<b>159</b>	<b>0</b>	<b>0</b>	<b>0</b>	<b>0</b>	<b>0</b>	<b>0</b>	<b>0</b>	<b>0</b>	<b>0</b>	<b>0</b>	<b>0</b>	<b>0</b>	<b>0</b>	<b>0</b>	<b>0</b>	<b>0</b>	<b>0</b>	<b>0</b>	<b>264</b>	<b>105</b>	<b>159</b>
University Bridging Programme	226	92	134	0	0	0	0	0	0	0	0	0	0	0	0	0	0	0	0	0	0	226	92	134
Bridging English Course	15	9	6	0	0	0	0	0	0	0	0	0	0	0	0	0	0	0	0	0	0	15	9	6
Diploma in Counselling	5	1	4	0	0	0	0	0	0	0	0	0	0	0	0	0	0	0	0	0	0	5	1	4
Diploma in Education	5	2	3	0	0	0	0	0	0	0	0	0	0	0	0	0	0	0	0	0	0	5	2	3
Diploma in Inclusive Education	13	1	12	0	0	0	0	0	0	0	0	0	0	0	0	0	0	0	0	0	0	13	1	12
Diploma in Technical Education	0	0	0	0	0	0	0	0	0	0	0	0	0	0	0	0	0	0	0	0	0	0	0	0
<b>SOAS Centre For Islamic Studies</b>	<b>3</b>	<b>1</b>	<b>2</b>	<b>7</b>	<b>3</b>	<b>4</b>	<b>2</b>	<b>1</b>	<b>1</b>	<b>2</b>	<b>2</b>	<b>0</b>	<b>0</b>	<b>0</b>	<b>0</b>	<b>0</b>	<b>0</b>	<b>0</b>	<b>0</b>	<b>0</b>	<b>0</b>	<b>14</b>	<b>7</b>	<b>7</b>
Ph.D. in Islamic Civilization and Contemporary Issues	2	0	2	7	3	4	1	1	0	2	2	0	0	0	0	0	0	0	0	0	0	12	6	6
Master of Arts In Islamic Civilization and Contemporary Issues	1	1	0	0	0	0	1	0	1	0	0	0	0	0	0	0	0	0	0	0	0	2	1	1
By Research																								
HND in Islamic Studies	0	0	0	0	0	0	0	0	0	0	0	0	0	0	0	0	0	0	0	0	0	0	0	0
<b>Institute of Asian Studies</b>	<b>0</b>	<b>0</b>	<b>0</b>	<b>0</b>	<b>0</b>	<b>0</b>	<b>1</b>	<b>1</b>	<b>0</b>	<b>1</b>	<b>0</b>	<b>1</b>	<b>0</b>	<b>0</b>	<b>0</b>	<b>0</b>	<b>0</b>	<b>0</b>	<b>0</b>	<b>0</b>	<b>0</b>	<b>2</b>	<b>1</b>	<b>1</b>
Ph.D. In Asian Studies	0	0	0	0	0	0	1	1	0	1	0	1	0	0	0	0	0	0	0	0	0	2	1	1
<b>Faculty of Integrated Technologies</b>	<b>36</b>	<b>13</b>	<b>23</b>	<b>26</b>	<b>15</b>	<b>11</b>	<b>51</b>	<b>28</b>	<b>23</b>	<b>18</b>	<b>6</b>	<b>12</b>	<b>1</b>	<b>0</b>	<b>1</b>	<b>0</b>	<b>0</b>	<b>0</b>	<b>0</b>	<b>0</b>	<b>0</b>	<b>132</b>	<b>62</b>	<b>70</b>
Ph.D in Engineering	0	0	0	2	1	1	0	0	0	0	0	0	0	0	0	0	0	0	0	0	0	2	1	1
Ph.D in Systems Engineering	1	1	0	2	1	1	2	2	0	0	0	0	0	0	0	0	0	0	0	0	0	5	4	1
Ph.D in Chemical and Process Engineering	2	1	1	1	1	0	0	0	0	0	0	0	0	0	0	0	0	0	0	0	0	3	2	1
Master of Engineering in Chemical Engineering by Research	3	2	1	1	1	0	0	0	0	0	0	0	0	0	0	0	0	0	0	0	0	4	3	1
Bachelor of Engineering	30	9	21	20	11	9	49	26	23	18	6	12	1	0	1	0	0	0	118	52	66			
<b>Institute of Policy Studies</b>	<b>11</b>	<b>7</b>	<b>4</b>	<b>0</b>	<b>0</b>	<b>0</b>	<b>1</b>	<b>1</b>	<b>0</b>	<b>0</b>	<b>0</b>	<b>0</b>	<b>0</b>	<b>0</b>	<b>0</b>	<b>0</b>	<b>0</b>	<b>0</b>	<b>0</b>	<b>0</b>	<b>0</b>	<b>12</b>	<b>8</b>	<b>4</b>
Ph.D in Public Policy	0	0	0	0	0	0	1	1	0	0	0	0	0	0	0	0	0	0	0	0	0	1	1	0
Ph.D in Islamic Governance	3	3	0	0	0	0	0	0	0	0	0	0	0	0	0	0	0	0	0	0	0	3	3	0
Master of Public Policy and Management	7	3	4	0	0	0	0	0	0	0	0	0	0	0	0	0	0	0	0	0	0	7	3	4
Master in Islamic Governance by Research	1	1	0	0	0	0	0	0	0	0	0	0	0	0	0	0	0	0	0	0	0	1	1	0

## 3.1.18 HIGHER EDUCATION ENROLMENTS BY INSTITUTION AND PROGRAMMES, 2016

## 3.1.18.2 UNIVERSITI SULTAN SHARIF ALI (UNISSA)

Programme	Education Level																				
	Year 1			Year 2			Year 3			Year 4			Year 5			Year 6			Total		
	MF	M	F	MF	M	F	MF	M	F	MF	M	F	MF	M	F	MF	M	F	MF	M	F
<b>UNISSA Total</b>	<b>291</b>	<b>109</b>	<b>182</b>	<b>230</b>	<b>87</b>	<b>143</b>	<b>191</b>	<b>75</b>	<b>116</b>	<b>140</b>	<b>29</b>	<b>111</b>	<b>24</b>	<b>10</b>	<b>14</b>	<b>0</b>	<b>0</b>	<b>0</b>	<b>876</b>	<b>310</b>	<b>566</b>
<b>Faculty of Shari'ah and Law</b>	<b>156</b>	<b>40</b>	<b>116</b>	<b>115</b>	<b>37</b>	<b>78</b>	<b>97</b>	<b>35</b>	<b>62</b>	<b>76</b>	<b>16</b>	<b>60</b>	<b>20</b>	<b>7</b>	<b>13</b>	<b>0</b>	<b>0</b>	<b>0</b>	<b>464</b>	<b>135</b>	<b>329</b>
Ph.D. in Shari'ah by Research	0	0	0	2	2	0	1	1	0	1	1	0	0	0	0	0	0	0	4	4	0
Master of Shari'ah by Coursework and Dissertation	16	6	10	9	2	7	7	1	6	0	0	0	0	0	0	0	0	0	32	9	23
Master of Shari'ah (by Research)	0	0	0	0	0	0	5	3	2	3	2	1	1	1	0	0	0	0	9	6	3
Master of Laws (by Research)	0	0	0	0	0	0	3	2	1	3	0	3	0	0	0	0	0	0	6	2	4
Bachelor of Law (LLB) and Bachelor of Shari'ah (BSL)	64	15	49	45	6	39	46	13	33	30	3	27	19	6	13	0	0	0	204	43	161
Bachelor of Shari'ah (Fiqh and Judiciary)	26	4	22	33	12	21	27	10	17	29	9	20	0	0	0	0	0	0	115	35	80
Bachelor of Shari'ah (Fiqh and Usul)	26	11	15	15	7	8	8	5	3	10	1	9	0	0	0	0	0	0	59	24	35
Diploma in Islamic Law and Legal Practice	6	1	5	2	0	2	0	0	0	0	0	0	0	0	0	0	0	0	8	1	7
Post Graduate Diploma in Shari'ah	0	0	0	0	0	0	0	0	0	0	0	0	0	0	0	0	0	0	0	0	0
Higher National Diploma in Shariah Criminal Justice System	13	1	12	0	0	0	0	0	0	0	0	0	0	0	0	0	0	0	13	1	12
Certificate of Shariah Criminal Justice System	5	2	3	9	8	1	0	0	0	0	0	0	0	0	0	0	0	0	14	10	4
<b>Faculty of Usuluddin</b>	<b>33</b>	<b>19</b>	<b>14</b>	<b>47</b>	<b>26</b>	<b>21</b>	<b>30</b>	<b>14</b>	<b>16</b>	<b>18</b>	<b>5</b>	<b>13</b>	<b>2</b>	<b>2</b>	<b>0</b>	<b>0</b>	<b>0</b>	<b>0</b>	<b>130</b>	<b>66</b>	<b>64</b>
Ph.D. in Usuluddin by Research	1	1	0	1	1	0	1	1	0	2	1	1	0	0	0	0	0	0	5	4	1
Master of Usuluddin by Coursework and Dissertation	6	4	2	8	2	6	8	1	7	6	2	4	2	2	0	0	0	0	30	11	19
Master of Usuluddin by Research	0	0	0	0	0	0	1	1	0	0	0	0	0	0	0	0	0	0	1	1	0
Bachelor of Usuluddin (Aqidah and Dakwah)	16	9	7	18	9	9	14	8	6	6	1	5	0	0	0	0	0	0	54	27	27
Bachelor of Usuluddin (Tafsir and Hadith)	10	5	5	20	14	6	6	3	3	4	1	3	0	0	0	0	0	0	40	23	17
Post Graduate Diploma in Usuluddin	0	0	0	0	0	0	0	0	0	0	0	0	0	0	0	0	0	0	0	0	0
<b>Faculty of Economics and Islamic Finance</b>	<b>47</b>	<b>25</b>	<b>22</b>	<b>34</b>	<b>8</b>	<b>26</b>	<b>31</b>	<b>10</b>	<b>21</b>	<b>24</b>	<b>2</b>	<b>22</b>	<b>1</b>	<b>1</b>	<b>0</b>	<b>0</b>	<b>0</b>	<b>0</b>	<b>137</b>	<b>46</b>	<b>91</b>
Master of Islamic Banking and Finance (Research)	1	1	0	4	2	2	2	1	1	2	0	2	1	1	0	0	0	0	10	5	5
Bachelor of Science in Islamic Finance	35	16	19	20	3	17	29	9	20	22	2	20	0	0	0	0	0	0	106	30	76
Bachelor of Business Management	11	8	3	10	3	7	0	0	0	0	0	0	0	0	0	0	0	0	21	11	10

## 3.1.18 HIGHER EDUCATION ENROLMENTS BY INSTITUTION AND PROGRAMMES, 2016

## 3.1.18.2 UNIVERSITI SULTAN SHARIF ALI (UNISSA)

Programme	Education Level																				
	Year 1			Year 2			Year 3			Year 4			Year 5			Year 6			Total		
	MF	M	F	MF	M	F	MF	M	F	MF	M	F	MF	M	F	MF	M	F	MF	M	F
<b>Faculty of Arabic language and Islamic Civilisation</b>	37	18	19	30	13	17	33	16	17	22	6	16	1	0	1	0	0	0	123	53	70
Ph.D. in Arabic Language by Research	2	1	1	1	1	0	2	1	1	1	0	1	0	0	0	0	0	0	6	3	3
Master of Arabic Language by Coursework and Dissertation	3	2	1	0	0	0	6	2	4	3	0	3	0	0	0	0	0	0	12	4	8
Master of Islamic Civilization and History by Coursework and Dissertation	7	6	1	0	0	0	2	2	0	3	1	2	1	0	1	0	0	0	13	9	4
Master of Arabic Language by Research	0	0	0	1	1	0	0	0	0	0	0	0	0	0	0	0	0	0	1	1	0
Post Graduate Diploma in Arabic Language	0	0	0	0	0	0	0	0	0	0	0	0	0	0	0	0	0	0	0	0	0
Master of Islamic Civilization and History by Research	1	0	1	2	0	2	0	0	0	0	0	0	0	0	0	0	0	0	3	0	3
Bachelor of Arabic Language	13	6	7	19	11	8	18	10	8	11	3	8	0	0	0	0	0	0	61	30	31
Bachelor of History and Islamic Civilization	11	3	8	7	0	7	5	1	4	4	2	2	0	0	0	0	0	0	27	6	21
<b>Centre for The Promotion of Knowledge and Language</b>	18	7	11	4	3	1	0	0	0	0	0	0	0	0	0	0	0	0	22	10	12
Higher National Diploma in <i>Dirasaat Islamiyyah</i> Upgrading Programme ( <i>Barnamij al-Tarqiyah</i> )	6	4	2	4	3	1	0	0	0	0	0	0	0	0	0	0	0	0	10	7	3
	12	3	9	0	0	0	0	0	0	0	0	0	0	0	0	0	0	0	12	3	9
<b>Mazhab Shafi'i Research Centre</b>	0	0	0	0	0	0	0	0	0	0	0	0	0	0	0	0	0	0	0	0	0
Master of Mazhab Shafi'i (Research)	0	0	0	0	0	0	0	0	0	0	0	0	0	0	0	0	0	0	0	0	0
<b>Faculty of Business and science Management</b>	0	0	0	0	0	0	0	0	0	0	0	0	0	0	0	0	0	0	0	0	0
Master in Finance and Islamic Banking by Research	0	0	0	0	0	0	0	0	0	0	0	0	0	0	0	0	0	0	0	0	0
Bachelor of Science (Islamic Finance)	0	0	0	0	0	0	0	0	0	0	0	0	0	0	0	0	0	0	0	0	0
Bachelor of Science (Business Management)	0	0	0	0	0	0	0	0	0	0	0	0	0	0	0	0	0	0	0	0	0



## 3.1.18 HIGHER EDUCATION ENROLMENTS BY INSTITUTION AND PROGRAMMES, 2016

## 3.1.18.3 UNIVERSITI TEKNOLOGI BRUNEI (UTB)

Programme	Education Level																				
	Year 1			Year 2			Year 3			Year 4			Year 5			Year 6			Total		
	MF	M	F	MF	M	F	MF	M	F	MF	M	F	MF	M	F	MF	M	F	MF	M	F
<b>UTB Total</b>	<b>212</b>	<b>118</b>	<b>94</b>	<b>265</b>	<b>140</b>	<b>125</b>	<b>818</b>	<b>400</b>	<b>418</b>	<b>520</b>	<b>245</b>	<b>275</b>	<b>40</b>	<b>18</b>	<b>22</b>	<b>0</b>	<b>0</b>	<b>0</b>	<b>1855</b>	<b>921</b>	<b>934</b>
<b>Faculty of Engineering</b>	<b>95</b>	<b>61</b>	<b>34</b>	<b>146</b>	<b>83</b>	<b>63</b>	<b>550</b>	<b>302</b>	<b>248</b>	<b>328</b>	<b>170</b>	<b>158</b>	<b>40</b>	<b>18</b>	<b>22</b>	<b>0</b>	<b>0</b>	<b>0</b>	<b>1159</b>	<b>634</b>	<b>525</b>
Master of Science (By Research) in electrical and Electronic Engineering	2	2	0	0	0	0	0	0	0	0	0	0	0	0	0	0	0	0	2	2	0
Bachelor Of Engineering (Hons) in Civil Engineering	17	10	7	13	5	8	17	7	10	10	6	4	0	0	0	0	0	0	57	28	29
Bachelor Of Engineering (Hons) in Civil & Structural Engineering	6	2	4	12	5	7	13	3	10	6	1	5	0	0	0	0	0	0	37	11	26
Bachelor Of Engineering (Hons) in Civil & Geotechnical Engineering	1	1	0	4	1	3	5	1	4	4	3	1	0	0	0	0	0	0	14	6	8
Bachelor Of Engineering (Hons) in Chemical Engineering	6	2	4	29	15	14	46	24	22	22	14	8	0	0	0	0	0	0	103	55	48
Bachelor Of Engineering (Hons) in Petroleum Engineering	8	4	4	21	9	12	36	19	17	0	0	0	0	0	0	0	0	0	65	32	33
Bachelor Of Engineering (Hons) in Electrical & Communications Engineering	5	4	1	6	3	3	14	8	6	15	6	9	0	0	0	0	0	0	40	21	19
Bachelor Of Engineering (Hons) in Electrical & Electronic Engineering	11	9	2	9	8	1	11	6	5	13	7	6	0	0	0	0	0	0	44	30	14
Bachelor Of Engineering (Hons) in Mechatronic Engineering	13	9	4	21	15	6	11	6	5	11	10	1	0	0	0	0	0	0	56	40	16
Bachelor Of Engineering (Hons) in Mechanical Engineering	26	18	8	31	22	9	63	37	26	52	30	22	0	0	0	0	0	0	172	107	65
Foundation Degree in Process Engineering	0	0	0	0	0	0	0	0	0	59	19	40	40	18	22	0	0	0	99	37	62
Foundation Degree in Mechanical Engineering	0	0	0	0	0	0	63	46	17	31	14	17	0	0	0	0	0	0	94	60	34
HND in Civil Engineering	0	0	0	0	0	0	42	21	21	23	11	12	0	0	0	0	0	0	65	32	33
HND in Construction Management & Quantity Surveying	0	0	0	0	0	0	46	24	22	27	16	11	0	0	0	0	0	0	73	40	33
HND in Communication & Computer Systems Engineering	0	0	0	0	0	0	24	8	16	19	14	5	0	0	0	0	0	0	43	22	21
HND in Electrical Power & Control Engineering	0	0	0	0	0	0	60	35	25	36	19	17	0	0	0	0	0	0	96	54	42
HND in Network Engineering	0	0	0	0	0	0	19	13	6	0	0	0	0	0	0	0	0	0	19	13	6
HND in Mechanical Engineering	0	0	0	0	0	0	80	44	36	0	0	0	0	0	0	0	0	0	80	44	36
HND LV5 in Mechanical Engineering	0	0	0	0	0	0	0	0	0	0	0	0	0	0	0	0	0	0	0	0	0

## 3.1.18 HIGHER EDUCATION ENROLMENTS BY INSTITUTION AND PROGRAMMES, 2016

## 3.1.18.3 UNIVERSITI TEKNOLOGI BRUNEI (UTB)

Programme	Education Level																				
	Year 1			Year 2			Year 3			Year 4			Year 5			Year 6			Total		
	MF	M	F	MF	M	F	MF	M	F	MF	M	F	MF	M	F	MF	M	F	MF	M	F
<b>Faculty of Business and Computing</b>	<b>117</b>	<b>57</b>	<b>60</b>	<b>119</b>	<b>57</b>	<b>62</b>	<b>268</b>	<b>98</b>	<b>170</b>	<b>192</b>	<b>75</b>	<b>117</b>	<b>0</b>	<b>0</b>	<b>0</b>	<b>0</b>	<b>0</b>	<b>0</b>	<b>696</b>	<b>287</b>	<b>409</b>
Master of Science (By research) in Computing and Information System	2	0	2	0	0	0	0	0	0	0	0	0	0	0	0	0	0	0	2	0	2
Bachelor of Business (Hons) in Accounting & Information Systems	17	6	11	19	7	12	48	8	40	16	10	6	0	0	0	0	0	0	100	31	69
Bachelor of Business (Hons) in Marketing & Information Systems	8	2	6	2	0	2	29	10	19	14	2	12	0	0	0	0	0	0	53	14	39
Bachelor of Business (Hons) in Business Information Systems	10	6	4	9	2	7	17	7	10	13	5	8	0	0	0	0	0	0	49	20	29
Bachelor of Business (Hons) in Applied Economics and Finance	17	9	8	7	3	4	15	3	12	9	2	7	0	0	0	0	0	0	48	17	31
Bachelor of Business (Hons) in Finance & e-Business	0	0	0	6	3	3	22	3	19	19	6	13	0	0	0	0	0	0	47	12	35
Bachelor of Business (Hons) in Technology Management	14	5	9	8	3	5	22	7	15	37	12	25	0	0	0	0	0	0	81	27	54
Bachelor of Science (Hons) in Internet Computing	7	2	5	8	4	4	21	10	11	8	1	7	0	0	0	0	0	0	44	17	27
Bachelor of Science (Hons) in Computing	13	7	6	4	2	2	18	13	5	8	4	4	0	0	0	0	0	0	43	26	17
Bachelor of Science (Hons) in Computer Network and Security	15	11	4	21	13	8	25	12	13	19	10	9	0	0	0	0	0	0	80	46	34
Bachelor of Science (Hons) in Creative Multimedia	8	4	4	12	8	4	19	9	10	17	7	10	0	0	0	0	0	0	56	28	28
Bachelor of Science (Hons) in Digital Media	6	5	1	7	4	3	10	5	5	6	2	4	0	0	0	0	0	0	29	16	13
Bachelor of Business (Hons) in Business Information Technology (Part-time)	0	0	0	16	8	8	14	5	9	19	11	8	0	0	0	0	0	0	49	24	25
Bachelor of Science (Hons) in Internet Computing (Part-time)	0	0	0	0	0	0	8	6	2	7	3	4	0	0	0	0	0	0	15	9	6
HND in Business (Accounting)	0	0	0	0	0	0	0	0	0	0	0	0	0	0	0	0	0	0	0	0	0
HND in Business (Finance)	0	0	0	0	0	0	0	0	0	0	0	0	0	0	0	0	0	0	0	0	0
HND in Business (Management)	0	0	0	0	0	0	0	0	0	0	0	0	0	0	0	0	0	0	0	0	0
HND in Business (Marketing)	0	0	0	0	0	0	0	0	0	0	0	0	0	0	0	0	0	0	0	0	0
HND in Computing	0	0	0	0	0	0	0	0	0	0	0	0	0	0	0	0	0	0	0	0	0
HND in Information Systems	0	0	0	0	0	0	0	0	0	0	0	0	0	0	0	0	0	0	0	0	0
HND in Internet & Multimedia Development	0	0	0	0	0	0	0	0	0	0	0	0	0	0	0	0	0	0	0	0	0

## 3.1.18 HIGHER EDUCATION ENROLMENTS BY INSTITUTION AND PROGRAMMES, 2016

## 3.1.18.4 POLITEKNIK BRUNEI(PB)

Programme	Education Level																				
	Year 1			Year 2			Year 3			Year 4			Year 5			Year 6			Total		
	MF	M	F	MF	M	F	MF	M	F	MF	M	F	MF	M	F	MF	M	F	MF	M	F
<b>PB Total</b>	<b>751</b>	<b>353</b>	<b>398</b>	<b>869</b>	<b>409</b>	<b>460</b>	<b>0</b>	<b>0</b>	<b>0</b>	<b>0</b>	<b>0</b>	<b>0</b>	<b>0</b>	<b>0</b>	<b>0</b>	<b>0</b>	<b>0</b>	<b>0</b>	<b>1620</b>	<b>762</b>	<b>858</b>
<b>Science and Engineering</b>	<b>318</b>	<b>176</b>	<b>142</b>	<b>338</b>	<b>160</b>	<b>178</b>	<b>0</b>	<b>0</b>	<b>0</b>	<b>0</b>	<b>0</b>	<b>0</b>	<b>0</b>	<b>0</b>	<b>0</b>	<b>0</b>	<b>0</b>	<b>0</b>	<b>656</b>	<b>336</b>	<b>320</b>
AD in Interior Design	0	0	0	13	8	5	0	0	0	0	0	0	0	0	0	0	0	0	13	8	5
AD in Well Engineering	0	0	0	0	0	0	0	0	0	0	0	0	0	0	0	0	0	0	0	0	0
Level 5 Diploma In Engineering (Electrical And Electronics Engineering)	49	38	11	70	44	26	0	0	0	0	0	0	0	0	0	0	0	0	119	82	37
Level 5 Diploma In Petroleum Engineering	29	11	18	36	14	22	0	0	0	0	0	0	0	0	0	0	0	0	65	25	40
Level 5 Diploma In Engineering (Civil Engineering)	39	22	17	42	20	22	0	0	0	0	0	0	0	0	0	0	0	0	81	42	39
Level 5 Diploma In Engineering (Mechanical Engineering)	76	53	23	56	29	27	0	0	0	0	0	0	0	0	0	0	0	0	132	82	50
Level 5 Diploma In Engineering (Communications & Systems Engineering)	24	17	7	26	11	15	0	0	0	0	0	0	0	0	0	0	0	0	50	28	22
Level 5 Diploma In Architecture	30	14	16	29	11	18	0	0	0	0	0	0	0	0	0	0	0	0	59	25	34
Level 5 Diploma In Interior Design	28	13	15	24	8	16	0	0	0	0	0	0	0	0	0	0	0	0	52	21	31
Level 5 Diploma In Science Technology	43	8	35	42	15	27	0	0	0	0	0	0	0	0	0	0	0	0	85	23	62
<b>Business</b>	<b>149</b>	<b>48</b>	<b>101</b>	<b>187</b>	<b>70</b>	<b>117</b>	<b>0</b>	<b>0</b>	<b>0</b>	<b>0</b>	<b>0</b>	<b>0</b>	<b>0</b>	<b>0</b>	<b>0</b>	<b>0</b>	<b>0</b>	<b>0</b>	<b>336</b>	<b>118</b>	<b>218</b>
AD in Business Accounting	0	0	0	4	1	3	0	0	0	0	0	0	0	0	0	0	0	0	4	1	3
AD in Business Marketing	0	0	0	2	1	1	0	0	0	0	0	0	0	0	0	0	0	0	2	1	1
AD in Business Finance	0	0	0	10	5	5	0	0	0	0	0	0	0	0	0	0	0	0	10	5	5
AD in Business Entrepreneurship	0	0	0	3	3	0	0	0	0	0	0	0	0	0	0	0	0	0	3	3	0
AD in Business Management	0	0	0	8	3	5	0	0	0	0	0	0	0	0	0	0	0	0	8	3	5
Level 5 Diploma In Business Studies (General)	27	8	19	16	8	8	0	0	0	0	0	0	0	0	0	0	0	0	43	16	27
Level 5 Diploma In Business Studies (Entrepreneurship)	15	4	11	16	9	7	0	0	0	0	0	0	0	0	0	0	0	0	31	13	18
Level 5 Diploma In Business Studies (Marketing)	21	4	17	21	11	10	0	0	0	0	0	0	0	0	0	0	0	0	42	15	27
Level 5 Diploma In Business Studies (Human Resource Management)	30	14	16	34	11	23	0	0	0	0	0	0	0	0	0	0	0	0	64	25	39
Level 5 Diploma In Business Accounting And Finance	56	18	38	73	18	55	0	0	0	0	0	0	0	0	0	0	0	0	129	36	93

## 3.1.18 HIGHER EDUCATION ENROLMENTS BY INSTITUTION AND PROGRAMMES, 2016

## 3.1.18.4 POLITEKNIK BRUNEI(PB)

Programme	Education Level																							
	Year 1			Year 2			Year 3			Year 4			Year 5			Year 6			Total					
	MF	M	F	MF	M	F	MF	M	F	MF	M	F	MF	M	F	MF	M	F	MF	M	F			
<b>Information and Communication Technology</b>	<b>165</b>	<b>93</b>	<b>72</b>	<b>227</b>	<b>148</b>	<b>79</b>	<b>0</b>	<b>0</b>	<b>0</b>	<b>0</b>	<b>0</b>	<b>0</b>	<b>0</b>	<b>0</b>	<b>0</b>	<b>0</b>	<b>0</b>	<b>0</b>	<b>0</b>	<b>0</b>	<b>0</b>	<b>392</b>	<b>241</b>	<b>151</b>
AD in Computer Network	0	0	0	14	9	5	0	0	0	0	0	0	0	0	0	0	0	0	0	0	0	14	9	5
AD in Web Computing	0	0	0	3	2	1	0	0	0	0	0	0	0	0	0	0	0	0	0	0	0	3	2	1
AD in Information System and Technology	0	0	0	7	5	2	0	0	0	0	0	0	0	0	0	0	0	0	0	0	0	7	5	2
AD in Digital Media	0	0	0	3	1	2	0	0	0	0	0	0	0	0	0	0	0	0	0	0	0	3	1	2
AD in Information Science	0	0	0	1	0	1	0	0	0	0	0	0	0	0	0	0	0	0	0	0	0	1	0	1
Level 5 Diploma In Science Technology	0	0	0	0	0	0	0	0	0	0	0	0	0	0	0	0	0	0	0	0	0	0	0	0
Level 5 Diploma In Information And Communication Technology (Network And Security)	49	32	17	79	57	22	0	0	0	0	0	0	0	0	0	0	0	0	0	0	0	128	89	39
Level 5 Diploma In Information And Communication Technology (Digital Media)	40	26	14	62	38	24	0	0	0	0	0	0	0	0	0	0	0	0	0	0	0	102	64	38
Level 5 Diploma In Information And Communication Technology (Web Development)	23	16	7	17	10	7	0	0	0	0	0	0	0	0	0	0	0	0	0	0	0	40	26	14
Level 5 Diploma In Information And Communication Technology (Library Informatics & Computing)	19	7	12	13	4	9	0	0	0	0	0	0	0	0	0	0	0	0	0	0	0	32	11	21
Level 5 Diploma In Information And Communication Technology (Information Systems)	34	12	22	28	22	6	0	0	0	0	0	0	0	0	0	0	0	0	0	0	0	62	34	28
<b>Health</b>	<b>119</b>	<b>36</b>	<b>83</b>	<b>117</b>	<b>31</b>	<b>86</b>	<b>0</b>	<b>0</b>	<b>0</b>	<b>0</b>	<b>0</b>	<b>0</b>	<b>0</b>	<b>0</b>	<b>0</b>	<b>0</b>	<b>0</b>	<b>0</b>	<b>0</b>	<b>0</b>	<b>0</b>	<b>236</b>	<b>67</b>	<b>169</b>
Level 4 Diploma In Health Science (Midwifery)	17	0	17	12	0	12	0	0	0	0	0	0	0	0	0	0	0	0	0	0	0	29	0	29
Level 4 Diploma In Health Science (Nursing)	77	14	63	81	18	63	0	0	0	0	0	0	0	0	0	0	0	0	0	0	0	158	32	126
Level 4 Diploma In Health Science (Paramedic)	25	22	3	24	13	11	0	0	0	0	0	0	0	0	0	0	0	0	0	0	0	49	35	14

**3.1.19 VOCATIONAL TECHNICAL AND HIGHER EDUCATION INSTRUCTORS/LECTURERS BY ACADEMIC QUALIFICATION, TERMS OF SERVICE, AGE GROUP AND YEARS OF SERVICE, 2016**

Categories	Lecturers / Instructors																	
	Vocational Technical									Higher Education								
	Citizen			Non Citizen			Total			Citizen			Non Citizen			Total		
	MF	M	F	MF	M	F	MF	M	F	MF	M	F	MF	M	F	MF	M	F
<b>Nationality</b>	415	184	231	57	42	15	472	226	246	472	183	289	214	189	25	686	372	314
<b>Academic Qualification</b>	415	184	231	57	42	15	472	226	246	472	183	289	214	189	25	686	372	314
Ph.D.	2	0	2	7	6	1	9	6	3	156	58	98	193	177	16	349	235	114
Master's Degree	75	35	40	22	15	7	97	50	47	253	97	156	16	9	7	269	106	163
Post Graduate Diploma	5	2	3	0	0	0	5	2	3	7	1	6	0	0	0	7	1	6
Bachelor's Degree	204	82	122	22	15	7	226	97	129	56	27	29	5	3	2	61	30	31
HND, AD, Level 5 Diploma or Equivalent	112	52	60	3	3	0	115	55	60	0	0	0	0	0	0	0	0	0
HNC	2	2	0	1	1	0	3	3	0	0	0	0	0	0	0	0	0	0
BDTVEC ND, Diploma, HNTec, BTEC Level 3 Diploma or Equivalent	12	8	4	0	0	0	12	8	4	0	0	0	0	0	0	0	0	0
NTec, Skill Certificates or Equivalent	0	0	0	2	2	0	2	2	0	0	0	0	0	0	0	0	0	0
City & Guilds, ONC	1	1	0	0	0	0	1	1	0	0	0	0	0	0	0	0	0	0
BCGCE 'A' Level, STPU, SPS, STP	2	2	0	0	0	0	2	2	0	0	0	0	0	0	0	0	0	0
BCGCE 'O' Level, SPU, SPS	0	0	0	0	0	0	0	0	0	0	0	0	0	0	0	0	0	0
Below BCGCE 'O' Level	0	0	0	0	0	0	0	0	0	0	0	0	0	0	0	0	0	0
Others	0	0	0	0	0	0	0	0	0	0	0	0	0	0	0	0	0	0
<b>Trained and Untrained</b>	415	184	231	57	42	15	472	226	246	472	183	289	214	189	25	686	372	314
Trained Teachers	314	117	197	35	23	12	349	140	209	351	128	223	125	103	22	476	231	245
Untrained Teachers	101	67	34	22	19	3	123	86	37	121	55	66	89	86	3	210	141	69
<b>Terms of Service</b>	415	184	231	57	42	15	472	226	246	472	183	289	214	189	25	686	372	314
<b>Permanent:</b>																		
Pension	13	13	0	0	0	0	13	13	0	6	5	1	0	0	0	6	5	1
TAP	258	96	162	2	1	1	260	97	163	417	157	260	1	0	1	418	157	261
Month to Month	8	6	2	5	1	4	13	7	6	4	1	3	0	0	0	4	1	3
Probation	78	37	41	0	0	0	78	37	41	12	6	6	0	0	0	12	6	6
Daily Paid	53	29	24	1	0	1	54	29	25	14	6	8	5	3	2	19	9	10
Contract	5	3	2	49	40	9	54	43	11	11	4	7	208	186	22	219	190	29
CFBT	0	0	0	0	0	0	0	0	0	8	4	4	0	0	0	8	4	4
<b>Age Group</b>	415	184	231	57	42	15	472	226	246	472	183	289	214	189	25	686	372	314
24 and below	15	7	8	0	0	0	15	7	8	6	3	3	0	0	0	6	3	3
25 - 29	102	50	52	0	0	0	102	50	52	56	23	33	1	0	1	57	23	34
30 - 34	115	45	70	3	2	1	118	47	71	103	37	66	11	8	3	114	45	69
35 - 39	51	20	31	4	3	1	55	23	32	104	36	68	27	21	6	131	57	74
40 - 44	63	26	37	7	7	0	70	33	37	83	37	46	42	38	4	125	75	50
45 - 49	29	14	15	7	1	6	36	15	21	63	22	41	32	28	4	95	50	45
50 - 54	30	19	11	8	6	2	38	25	13	39	20	19	34	32	2	73	52	21
55 - 59	7	0	7	15	13	2	22	13	9	9	1	8	29	25	4	38	26	12
60 and Above	3	3	0	13	10	3	16	13	3	9	4	5	38	37	1	47	41	6
<b>Service (Years)</b>	415	184	231	57	42	15	472	226	246	472	183	289	214	189	25	686	372	314
Below 1	23	9	14	0	0	0	23	9	14	45	18	27	27	21	6	72	39	33
1 - 2	80	42	38	2	1	1	82	43	39	51	25	26	80	70	10	131	95	36
3 - 5	65	38	27	5	5	0	70	43	27	59	24	35	56	49	7	115	73	42
6 - 10	118	43	75	19	12	7	137	55	82	115	26	89	22	20	2	137	46	91
11 - 15	45	14	31	5	2	3	50	16	34	93	38	55	11	11	0	104	49	55
16 - 20	43	17	26	16	13	3	59	30	29	47	25	22	10	10	0	57	35	22
21 - 25	16	10	6	6	5	1	22	15	7	36	15	21	2	2	0	38	17	21
26 and Above	25	11	14	4	4	0	29	15	14	26	12	14	6	6	0	32	18	14

**3.1.20 VOCATIONAL TECHNICAL INSTRUCTORS BY ACADEMIC QUALIFICATION, TERMS OF SERVICE, AGE GROUP, YEARS OF SERVICE AND INSTITUTION, 2016**
**3.1.20.1 IBTE SULTAN SAIFUL RIJAL CAMPUS**

Categories	Lecturers / Instructors								
	Citizen			Non Citizen			Total		
	MF	M	F	MF	M	F	MF	M	F
<b>Nationality</b>	<b>92</b>	<b>41</b>	<b>51</b>	<b>19</b>	<b>13</b>	<b>6</b>	<b>111</b>	<b>54</b>	<b>57</b>
<b>Academic Qualification</b>	<b>92</b>	<b>41</b>	<b>51</b>	<b>19</b>	<b>13</b>	<b>6</b>	<b>111</b>	<b>54</b>	<b>57</b>
Ph.D.	0	0	0	2	2	0	2	2	0
Master's Degree	9	5	4	9	6	3	18	11	7
Post Graduate Diploma	0	0	0	0	0	0	0	0	0
Bachelor's Degree	50	21	29	6	3	3	56	24	32
HND, AD, Level 5 Diploma or Equivalent	29	12	17	1	1	0	30	13	17
HNC	1	1	0	1	1	0	2	2	0
BDTVEC ND, Diploma, HNTec, BTEC Level 3 Diploma or Equivalent	2	1	1	0	0	0	2	1	1
NTec, Skill Certificates or Equivalent	0	0	0	0	0	0	0	0	0
City & Guilds, ONC	1	1	0	0	0	0	1	1	0
BCGCE 'A' Level, STPU, SPS, STP	0	0	0	0	0	0	0	0	0
BCGCE 'O' Level, SPU, SPS	0	0	0	0	0	0	0	0	0
Below BCGCE 'O' Level	0	0	0	0	0	0	0	0	0
Others	0	0	0	0	0	0	0	0	0
<b>Trained and Untrained</b>	<b>92</b>	<b>41</b>	<b>51</b>	<b>19</b>	<b>13</b>	<b>6</b>	<b>111</b>	<b>54</b>	<b>57</b>
Trained Teachers	69	25	44	13	8	5	82	33	49
Untrained Teachers	23	16	7	6	5	1	29	21	8
<b>Terms of Service</b>	<b>92</b>	<b>41</b>	<b>51</b>	<b>19</b>	<b>13</b>	<b>6</b>	<b>111</b>	<b>54</b>	<b>57</b>
<b>Permanent:</b>									
Pension	1	1	0	0	0	0	1	1	0
TAP	62	23	39	0	0	0	62	23	39
Month to Month	4	4	0	4	1	3	8	5	3
Probation	12	5	7	0	0	0	12	5	7
Daily Paid	13	8	5	0	0	0	13	8	5
Contract	0	0	0	15	12	3	15	12	3
CFBT	0	0	0	0	0	0	0	0	0
<b>Age Group</b>	<b>92</b>	<b>41</b>	<b>51</b>	<b>19</b>	<b>13</b>	<b>6</b>	<b>111</b>	<b>54</b>	<b>57</b>
24 and below	3	3	0	0	0	0	3	3	0
25 - 29	12	3	9	0	0	0	12	3	9
30 -34	26	13	13	1	1	0	27	14	13
35 - 39	15	7	8	1	1	0	16	8	8
40 - 44	15	7	8	1	1	0	16	8	8
45 - 49	10	3	7	3	0	3	13	3	10
50 - 54	7	3	4	4	2	2	11	5	6
55 - 59	2	0	2	3	3	0	5	3	2
60 and Above	2	2	0	6	5	1	8	7	1
<b>Service (Years)</b>	<b>92</b>	<b>41</b>	<b>51</b>	<b>19</b>	<b>13</b>	<b>6</b>	<b>111</b>	<b>54</b>	<b>57</b>
Below 1	2	1	1	0	0	0	2	1	1
1 - 2	17	11	6	1	1	0	18	12	6
3 - 5	10	5	5	1	1	0	11	6	5
6 - 10	31	12	19	6	2	4	37	14	23
11 - 15	8	4	4	0	0	0	8	4	4
16 - 20	9	3	6	7	6	1	16	9	7
21 - 25	6	2	4	2	1	1	8	3	5
26 and Above	9	3	6	2	2	0	11	5	6

**3.1.20 VOCATIONAL TECHNICAL INSTRUCTORS BY ACADEMIC QUALIFICATION, TERMS OF SERVICE, AGE GROUP, YEARS OF SERVICE AND INSTITUTION, 2016**
**3.1.20.2 IBTE MECHANICAL CAMPUS**

Categories	Instructors								
	Citizen			Non Citizen			Total		
	MF	M	F	MF	M	F	MF	M	F
<b>Nationality</b>	<b>56</b>	<b>29</b>	<b>27</b>	<b>2</b>	<b>2</b>	<b>0</b>	<b>58</b>	<b>31</b>	<b>27</b>
<b>Academic Qualification</b>	<b>56</b>	<b>29</b>	<b>27</b>	<b>2</b>	<b>2</b>	<b>0</b>	<b>58</b>	<b>31</b>	<b>27</b>
Ph.D.	1	0	1	0	0	0	1	0	1
Master's Degree	8	2	6	0	0	0	8	2	6
Post Graduate Diploma	1	1	0	0	0	0	1	1	0
Bachelor's Degree	27	16	11	0	0	0	27	16	11
HND, AD, Level 5 Diploma or Equivalent	17	8	9	0	0	0	17	8	9
HNC	0	0	0	0	0	0	0	0	0
BDTVEC ND, Diploma, HNTec, BTEC	2	2	0	0	0	0	2	2	0
Level 3 Diploma or Equivalent	0	0	0	2	2	0	2	2	0
NTec, Skill Certificates or Equivalent	0	0	0	0	0	0	0	0	0
City & Guilds, ONC	0	0	0	0	0	0	0	0	0
BCGCE 'A' Level, STPU, SPS, STP	0	0	0	0	0	0	0	0	0
BCGCE 'O' Level, SPU, SPS	0	0	0	0	0	0	0	0	0
Below BCGCE 'O' Level	0	0	0	0	0	0	0	0	0
Others	0	0	0	0	0	0	0	0	0
<b>Trained and Untrained</b>	<b>56</b>	<b>29</b>	<b>27</b>	<b>2</b>	<b>2</b>	<b>0</b>	<b>58</b>	<b>31</b>	<b>27</b>
Trained Teachers	43	19	24	2	2	0	45	21	24
Untrained Teachers	13	10	3	0	0	0	13	10	3
<b>Terms of Service</b>	<b>56</b>	<b>29</b>	<b>27</b>	<b>2</b>	<b>2</b>	<b>0</b>	<b>58</b>	<b>31</b>	<b>27</b>
<b>Permanent:</b>									
Pension	3	3	0	0	0	0	3	3	0
TAP	27	10	17	0	0	0	27	10	17
Month to Month	1	1	0	0	0	0	1	1	0
Probation	16	10	6	0	0	0	16	10	6
Daily Paid	5	3	2	0	0	0	5	3	2
Contract	4	2	2	2	2	0	6	4	2
CFBT	0	0	0	0	0	0	0	0	0
<b>Age Group</b>	<b>56</b>	<b>29</b>	<b>27</b>	<b>2</b>	<b>2</b>	<b>0</b>	<b>58</b>	<b>31</b>	<b>27</b>
24 and below	2	1	1	0	0	0	2	1	1
25 - 29	16	11	5	0	0	0	16	11	5
30 -34	16	3	13	0	0	0	16	3	13
35 - 39	7	3	4	0	0	0	7	3	4
40 - 44	5	2	3	0	0	0	5	2	3
45 - 49	3	3	0	0	0	0	3	3	0
50 - 54	7	6	1	0	0	0	7	6	1
55 - 59	0	0	0	1	1	0	1	1	0
60 and Above	0	0	0	1	1	0	1	1	0
<b>Service (Years)</b>	<b>56</b>	<b>29</b>	<b>27</b>	<b>2</b>	<b>2</b>	<b>0</b>	<b>58</b>	<b>31</b>	<b>27</b>
Below 1	1	1	0	0	0	0	1	1	0
1 - 2	16	9	7	0	0	0	16	9	7
3 - 5	9	5	4	0	0	0	9	5	4
6 - 10	14	4	10	0	0	0	14	4	10
11 - 15	5	3	2	0	0	0	5	3	2
16 - 20	6	3	3	1	1	0	7	4	3
21 - 25	3	3	0	1	1	0	4	4	0
26 and Above	2	1	1	0	0	0	2	1	1

**3.1.20 VOCATIONAL TECHNICAL INSTRUCTORS BY ACADEMIC QUALIFICATION, TERMS OF SERVICE, AGE GROUP, YEARS OF SERVICE AND INSTITUTION, 2016**
**3.1.20.3 IBTE BUSINESS CAMPUS**

Categories	Instructors								
	Citizen			Non Citizen			Total		
	MF	M	F	MF	M	F	MF	M	F
<b>Nationality</b>	<b>36</b>	<b>11</b>	<b>25</b>	<b>2</b>	<b>1</b>	<b>1</b>	<b>38</b>	<b>12</b>	<b>26</b>
<b>Academic Qualification</b>	<b>36</b>	<b>11</b>	<b>25</b>	<b>2</b>	<b>1</b>	<b>1</b>	<b>38</b>	<b>12</b>	<b>26</b>
Ph.D.	0	0	0	0	0	0	0	0	0
Master's Degree	5	1	4	2	1	1	7	2	5
Post Graduate Diploma	0	0	0	0	0	0	0	0	0
Bachelor's Degree	28	8	20	0	0	0	28	8	20
HND, AD, Level 5 Diploma or Equivalent	3	2	1	0	0	0	3	2	1
HNC	0	0	0	0	0	0	0	0	0
BDTVEC ND, Diploma, HNTec, BTEC	0	0	0	0	0	0	0	0	0
Level 3 Diploma or Equivalent	0	0	0	0	0	0	0	0	0
NTec, Skill Certificates or Equivalent	0	0	0	0	0	0	0	0	0
City & Guilds, ONC	0	0	0	0	0	0	0	0	0
BCGCE 'A' Level, STPU, SPS, STP	0	0	0	0	0	0	0	0	0
BCGCE 'O' Level, SPU, SPS	0	0	0	0	0	0	0	0	0
Below BCGCE 'O' Level	0	0	0	0	0	0	0	0	0
Others	0	0	0	0	0	0	0	0	0
<b>Trained and Untrained</b>	<b>36</b>	<b>11</b>	<b>25</b>	<b>2</b>	<b>1</b>	<b>1</b>	<b>38</b>	<b>12</b>	<b>26</b>
Trained Teachers	36	11	25	2	1	1	38	12	26
Untrained Teachers	0	0	0	0	0	0	0	0	0
<b>Terms of Service</b>	<b>36</b>	<b>11</b>	<b>25</b>	<b>2</b>	<b>1</b>	<b>1</b>	<b>38</b>	<b>12</b>	<b>26</b>
<b>Permanent:</b>									
Pension	0	0	0	0	0	0	0	0	0
TAP	24	7	17	0	0	0	24	7	17
Month to Month	2	0	2	0	0	0	2	0	2
Probation	8	3	5	0	0	0	8	3	5
Daily Paid	1	0	1	0	0	0	1	0	1
Contract	1	1	0	2	1	1	3	2	1
CFBT	0	0	0	0	0	0	0	0	0
<b>Age Group</b>	<b>36</b>	<b>11</b>	<b>25</b>	<b>2</b>	<b>1</b>	<b>1</b>	<b>38</b>	<b>12</b>	<b>26</b>
24 and below	1	0	1	0	0	0	1	0	1
25 - 29	5	2	3	0	0	0	5	2	3
30 -34	15	6	9	0	0	0	15	6	9
35 - 39	4	1	3	0	0	0	4	1	3
40 - 44	7	1	6	1	1	0	8	2	6
45 - 49	2	1	1	0	0	0	2	1	1
50 - 54	0	0	0	0	0	0	0	0	0
55 - 59	2	0	2	0	0	0	2	0	2
60 and Above	0	0	0	1	0	1	1	0	1
<b>Service (Years)</b>	<b>36</b>	<b>11</b>	<b>25</b>	<b>2</b>	<b>1</b>	<b>1</b>	<b>38</b>	<b>12</b>	<b>26</b>
Below 1	1	0	1	0	0	0	1	0	1
1 - 2	4	0	4	0	0	0	4	0	4
3 - 5	6	3	3	0	0	0	6	3	3
6 - 10	18	7	11	1	1	0	19	8	11
11 - 15	5	0	5	1	0	1	6	0	6
16 - 20	1	0	1	0	0	0	1	0	1
21 - 25	1	1	0	0	0	0	1	1	0
26 and Above	0	0	0	0	0	0	0	0	0



**3.1.20 VOCATIONAL TECHNICAL INSTRUCTORS BY ACADEMIC QUALIFICATION, TERMS OF SERVICE, AGE GROUP, YEARS OF SERVICE AND INSTITUTION, 2016**
**3.1.20.4 IBTE NAKHODA RAGAM CAMPUS**

Categories	Instructors								
	Citizen			Non Citizen			Total		
	MF	M	F	MF	M	F	MF	M	F
<b>Nationality</b>	<b>83</b>	<b>36</b>	<b>47</b>	<b>2</b>	<b>0</b>	<b>2</b>	<b>85</b>	<b>36</b>	<b>49</b>
<b>Academic Qualification</b>	<b>83</b>	<b>36</b>	<b>47</b>	<b>2</b>	<b>0</b>	<b>2</b>	<b>85</b>	<b>36</b>	<b>49</b>
Ph.D.	0	0	0	0	0	0	0	0	0
Master's Degree	20	8	12	1	0	1	21	8	13
Post Graduate Diploma	1	0	1	0	0	0	1	0	1
Bachelor's Degree	29	13	16	1	0	1	30	13	17
HND, AD, Level 5 Diploma or Equivalent	29	13	16	0	0	0	29	13	16
HNC	1	1	0	0	0	0	1	1	0
BDTVEC ND, Diploma, HNTec, BTEC	3	1	2	0	0	0	3	1	2
Level 3 Diploma or Equivalent	0	0	0	0	0	0	0	0	0
NTec, Skill Certificates or Equivalent	0	0	0	0	0	0	0	0	0
City & Guilds, ONC	0	0	0	0	0	0	0	0	0
BCGCE 'A' Level, STPU, SPS, STP	0	0	0	0	0	0	0	0	0
BCGCE 'O' Level, SPU, SPS	0	0	0	0	0	0	0	0	0
Below BCGCE 'O' Level	0	0	0	0	0	0	0	0	0
Others	0	0	0	0	0	0	0	0	0
<b>Trained and Untrained</b>	<b>83</b>	<b>36</b>	<b>47</b>	<b>2</b>	<b>0</b>	<b>2</b>	<b>85</b>	<b>36</b>	<b>49</b>
Trained Teachers	53	19	34	1	0	1	54	19	35
Untrained Teachers	30	17	13	1	0	1	31	17	14
<b>Terms of Service</b>	<b>83</b>	<b>36</b>	<b>47</b>	<b>2</b>	<b>0</b>	<b>2</b>	<b>85</b>	<b>36</b>	<b>49</b>
<b>Permanent:</b>									
Pension	5	5	0	0	0	0	5	5	0
TAP	37	10	27	0	0	0	37	10	27
Month to Month	1	1	0	1	0	1	2	1	1
Probation	22	9	13	0	0	0	22	9	13
Daily Paid	18	11	7	0	0	0	18	11	7
Contract	0	0	0	1	0	1	1	0	1
CFBT	0	0	0	0	0	0	0	0	0
<b>Age Group</b>	<b>83</b>	<b>36</b>	<b>47</b>	<b>2</b>	<b>0</b>	<b>2</b>	<b>85</b>	<b>36</b>	<b>49</b>
24 and below	0	0	0	0	0	0	0	0	0
25 - 29	29	13	16	0	0	0	29	13	16
30 -34	18	6	12	0	0	0	18	6	12
35 - 39	7	2	5	1	0	1	8	2	6
40 - 44	12	6	6	0	0	0	12	6	6
45 - 49	4	2	2	0	0	0	4	2	2
50 - 54	10	6	4	0	0	0	10	6	4
55 - 59	2	0	2	1	0	1	3	0	3
60 and Above	1	1	0	0	0	0	1	1	0
<b>Service (Years)</b>	<b>83</b>	<b>36</b>	<b>47</b>	<b>2</b>	<b>0</b>	<b>2</b>	<b>85</b>	<b>36</b>	<b>49</b>
Below 1	12	6	6	0	0	0	12	6	6
1 - 2	13	5	8	0	0	0	13	5	8
3 - 5	13	7	6	0	0	0	13	7	6
6 - 10	14	5	9	1	0	1	15	5	10
11 - 15	10	4	6	0	0	0	10	4	6
16 - 20	10	3	7	1	0	1	11	3	8
21 - 25	2	2	0	0	0	0	2	2	0
26 and Above	9	4	5	0	0	0	9	4	5

**3.1.20 VOCATIONAL TECHNICAL INSTRUCTORS BY ACADEMIC QUALIFICATION, TERMS OF SERVICE, AGE GROUP, YEARS OF SERVICE AND INSTITUTION, 2016**
**3.1.20.5 IBTE AGRO-TECHNOLOGY CAMPUS**

Categories	Instructors								
	Citizen			Non Citizen			Total		
	MF	M	F	MF	M	F	MF	M	F
<b>Nationality</b>	<b>42</b>	<b>18</b>	<b>24</b>	<b>10</b>	<b>10</b>	<b>0</b>	<b>52</b>	<b>28</b>	<b>24</b>
<b>Academic Qualification</b>	<b>42</b>	<b>18</b>	<b>24</b>	<b>10</b>	<b>10</b>	<b>0</b>	<b>52</b>	<b>28</b>	<b>24</b>
Ph.D.	1	0	1	3	3	0	4	3	1
Master's Degree	10	3	7	4	4	0	14	7	7
Post Graduate Diploma	0	0	0	0	0	0	0	0	0
Bachelor's Degree	27	13	14	3	3	0	30	16	14
HND, AD, Level 5 Diploma or Equivalent	4	2	2	0	0	0	4	2	2
HNC	0	0	0	0	0	0	0	0	0
BDTVEC ND, Diploma, HNTec, BTEC	0	0	0	0	0	0	0	0	0
Level 3 Diploma or Equivalent	0	0	0	0	0	0	0	0	0
NTec, Skill Certificates or Equivalent	0	0	0	0	0	0	0	0	0
City & Guilds, ONC	0	0	0	0	0	0	0	0	0
BCGCE 'A' Level, STPU, SPS, STP	0	0	0	0	0	0	0	0	0
BCGCE 'O' Level, SPU, SPS	0	0	0	0	0	0	0	0	0
Below BCGCE 'O' Level	0	0	0	0	0	0	0	0	0
Others	0	0	0	0	0	0	0	0	0
<b>Trained and Untrained</b>	<b>42</b>	<b>18</b>	<b>24</b>	<b>10</b>	<b>10</b>	<b>0</b>	<b>52</b>	<b>28</b>	<b>24</b>
Trained Teachers	30	11	19	2	2	0	32	13	19
Untrained Teachers	12	7	5	8	8	0	20	15	5
<b>Terms of Service</b>	<b>42</b>	<b>18</b>	<b>24</b>	<b>10</b>	<b>10</b>	<b>0</b>	<b>52</b>	<b>28</b>	<b>24</b>
<b>Permanent:</b>									
Pension	0	0	0	0	0	0	0	0	0
TAP	19	6	13	0	0	0	19	6	13
Month to Month	0	0	0	0	0	0	0	0	0
Probation	16	9	7	0	0	0	16	9	7
Daily Paid	7	3	4	0	0	0	7	3	4
Contract	0	0	0	10	10	0	10	10	0
CFBT	0	0	0	0	0	0	0	0	0
<b>Age Group</b>	<b>42</b>	<b>18</b>	<b>24</b>	<b>10</b>	<b>10</b>	<b>0</b>	<b>52</b>	<b>28</b>	<b>24</b>
24 and below	3	1	2	0	0	0	3	1	2
25 - 29	16	9	7	0	0	0	16	9	7
30 -34	11	4	7	0	0	0	11	4	7
35 - 39	4	2	2	2	2	0	6	4	2
40 - 44	4	1	3	4	4	0	8	5	3
45 - 49	3	1	2	1	1	0	4	2	2
50 - 54	1	0	1	1	1	0	2	1	1
55 - 59	0	0	0	2	2	0	2	2	0
60 and Above	0	0	0	0	0	0	0	0	0
<b>Service (Years)</b>	<b>42</b>	<b>18</b>	<b>24</b>	<b>10</b>	<b>10</b>	<b>0</b>	<b>52</b>	<b>28</b>	<b>24</b>
Below 1	3	0	3	0	0	0	3	0	3
1 - 2	9	4	5	0	0	0	9	4	5
3 - 5	13	10	3	4	4	0	17	14	3
6 - 10	9	3	6	5	5	0	14	8	6
11 - 15	4	0	4	0	0	0	4	0	4
16 - 20	3	1	2	1	1	0	4	2	2
21 - 25	1	0	1	0	0	0	1	0	1
26 and Above	0	0	0	0	0	0	0	0	0

**3.1.20 VOCATIONAL TECHNICAL INSTRUCTORS BY ACADEMIC QUALIFICATION, TERMS OF SERVICE, AGE GROUP, YEARS OF SERVICE AND INSTITUTION, 2016**
**3.1.20.6 IBTE JEFRI BOLKIAH CAMPUS**

Categories	Instructors								
	Citizen			Non Citizen			Total		
	MF	M	F	MF	M	F	MF	M	F
<b>Nationality</b>	<b>65</b>	<b>34</b>	<b>31</b>	<b>10</b>	<b>8</b>	<b>2</b>	<b>75</b>	<b>42</b>	<b>33</b>
<b>Academic Qualification</b>	<b>65</b>	<b>34</b>	<b>31</b>	<b>10</b>	<b>8</b>	<b>2</b>	<b>75</b>	<b>42</b>	<b>33</b>
Ph.D.	0	0	0	0	0	0	0	0	0
Master's Degree	17	13	4	4	3	1	21	16	5
Post Graduate Diploma	3	1	2	0	0	0	3	1	2
Bachelor's Degree	20	7	13	5	4	1	25	11	14
HND, AD, Level 5 Diploma or Equivalent	24	12	12	1	1	0	25	13	12
HNC	0	0	0	0	0	0	0	0	0
BDTVEC ND, Diploma, HNTec, BTEC	1	1	0	0	0	0	1	1	0
Level 3 Diploma or Equivalent	0	0	0	0	0	0	0	0	0
NTec, Skill Certificates or Equivalent	0	0	0	0	0	0	0	0	0
City & Guilds, ONC	0	0	0	0	0	0	0	0	0
BCGCE 'A' Level, STPU, SPS, STP	0	0	0	0	0	0	0	0	0
BCGCE 'O' Level, SPU, SPS	0	0	0	0	0	0	0	0	0
Below BCGCE 'O' Level	0	0	0	0	0	0	0	0	0
Others	0	0	0	0	0	0	0	0	0
<b>Trained and Untrained</b>	<b>65</b>	<b>34</b>	<b>31</b>	<b>10</b>	<b>8</b>	<b>2</b>	<b>75</b>	<b>42</b>	<b>33</b>
Trained Teachers	49	22	27	4	2	2	53	24	29
Untrained Teachers	16	12	4	6	6	0	22	18	4
<b>Terms of Service</b>	<b>65</b>	<b>34</b>	<b>31</b>	<b>10</b>	<b>8</b>	<b>2</b>	<b>75</b>	<b>42</b>	<b>33</b>
<b>Permanent:</b>									
Pension	3	3	0	0	0	0	3	3	0
TAP	60	29	31	0	0	0	60	29	31
Month to Month	0	0	0	0	0	0	0	0	0
Probation	0	0	0	0	0	0	0	0	0
Daily Paid	2	2	0	0	0	0	2	2	0
Contract	0	0	0	10	8	2	10	8	2
CFBT	0	0	0	0	0	0	0	0	0
<b>Age Group</b>	<b>65</b>	<b>34</b>	<b>31</b>	<b>10</b>	<b>8</b>	<b>2</b>	<b>75</b>	<b>42</b>	<b>33</b>
24 and below	2	2	0	0	0	0	2	2	0
25 - 29	13	8	5	0	0	0	13	8	5
30 -34	20	10	10	0	0	0	20	10	10
35 - 39	8	3	5	0	0	0	8	3	5
40 - 44	11	4	7	0	0	0	11	4	7
45 - 49	6	4	2	1	0	1	7	4	3
50 - 54	4	3	1	1	1	0	5	4	1
55 - 59	1	0	1	4	4	0	5	4	1
60 and Above	0	0	0	4	3	1	4	3	1
<b>Service (Years)</b>	<b>65</b>	<b>34</b>	<b>31</b>	<b>10</b>	<b>8</b>	<b>2</b>	<b>75</b>	<b>42</b>	<b>33</b>
Below 1	1	1	0	0	0	0	1	1	0
1 - 2	11	8	3	1	0	1	12	8	4
3 - 5	8	6	2	0	0	0	8	6	2
6 - 10	23	10	13	1	1	0	24	11	13
11 - 15	9	1	8	2	1	1	11	2	9
16 - 20	6	4	2	2	2	0	8	6	2
21 - 25	3	2	1	2	2	0	5	4	1
26 and Above	4	2	2	2	2	0	6	4	2

**3.1.20 VOCATIONAL TECHNICAL INSTRUCTORS BY ACADEMIC QUALIFICATION, TERMS OF SERVICE, AGE GROUP, YEARS OF SERVICE AND INSTITUTION, 2016**
**3.1.20.7 IBTE SULTAN BOLKIAH CAMPUS**

Categories	Instructors								
	Citizen			Non Citizen			Total		
	MF	M	F	MF	M	F	MF	M	F
<b>Nationality</b>	<b>41</b>	<b>15</b>	<b>26</b>	<b>12</b>	<b>8</b>	<b>4</b>	<b>53</b>	<b>23</b>	<b>30</b>
<b>Academic Qualification</b>	<b>41</b>	<b>15</b>	<b>26</b>	<b>12</b>	<b>8</b>	<b>4</b>	<b>53</b>	<b>23</b>	<b>30</b>
Ph.D.	0	0	0	2	1	1	2	1	1
Master's Degree	6	3	3	2	1	1	8	4	4
Post Graduate Diploma	0	0	0	0	0	0	0	0	0
Bachelor's Degree	23	4	19	7	5	2	30	9	21
HND, AD, Level 5 Diploma or Equivalent	6	3	3	1	1	0	7	4	3
HNC	0	0	0	0	0	0	0	0	0
BDTVEC ND, Diploma, HNTec, BTEC	4	3	1	0	0	0	4	3	1
Level 3 Diploma or Equivalent	0	0	0	0	0	0	0	0	0
NTec, Skill Certificates or Equivalent	0	0	0	0	0	0	0	0	0
City & Guilds, ONC	0	0	0	0	0	0	0	0	0
BCGCE 'A' Level, STPU, SPS, STP	2	2	0	0	0	0	2	2	0
BCGCE 'O' Level, SPU, SPS	0	0	0	0	0	0	0	0	0
Below BCGCE 'O' Level	0	0	0	0	0	0	0	0	0
Others	0	0	0	0	0	0	0	0	0
<b>Trained and Untrained</b>	<b>41</b>	<b>15</b>	<b>26</b>	<b>12</b>	<b>8</b>	<b>4</b>	<b>53</b>	<b>23</b>	<b>30</b>
Trained Teachers	34	10	24	11	8	3	45	18	27
Untrained Teachers	7	5	2	1	0	1	8	5	3
<b>Terms of Service</b>	<b>41</b>	<b>15</b>	<b>26</b>	<b>12</b>	<b>8</b>	<b>4</b>	<b>53</b>	<b>23</b>	<b>30</b>
<b>Permanent:</b>									
Pension	1	1	0	0	0	0	1	1	0
TAP	29	11	18	2	1	1	31	12	19
Month to Month	0	0	0	0	0	0	0	0	0
Probation	4	1	3	0	0	0	4	1	3
Daily Paid	7	2	5	1	0	1	8	2	6
Contract	0	0	0	9	7	2	9	7	2
CFBT	0	0	0	0	0	0	0	0	0
<b>Age Group</b>	<b>41</b>	<b>15</b>	<b>26</b>	<b>12</b>	<b>8</b>	<b>4</b>	<b>53</b>	<b>23</b>	<b>30</b>
24 and below	4	0	4	0	0	0	4	0	4
25 - 29	11	4	7	0	0	0	11	4	7
30 -34	9	3	6	2	1	1	11	4	7
35 - 39	6	2	4	0	0	0	6	2	4
40 - 44	9	5	4	1	1	0	10	6	4
45 - 49	1	0	1	2	0	2	3	0	3
50 - 54	1	1	0	2	2	0	3	3	0
55 - 59	0	0	0	4	3	1	4	3	1
60 and Above	0	0	0	1	1	0	1	1	0
<b>Service (Years)</b>	<b>41</b>	<b>15</b>	<b>26</b>	<b>12</b>	<b>8</b>	<b>4</b>	<b>53</b>	<b>23</b>	<b>30</b>
Below 1	3	0	3	0	0	0	3	0	3
1 - 2	10	5	5	0	0	0	10	5	5
3 - 5	6	2	4	0	0	0	6	2	4
6 - 10	9	2	7	5	3	2	14	5	9
11 - 15	4	2	2	2	1	1	6	3	3
16 - 20	8	3	5	4	3	1	12	6	6
21 - 25	0	0	0	1	1	0	1	1	0
26 and Above	1	1	0	0	0	0	1	1	0

**3.1.21 HIGHER EDUCATION LECTURERS BY ACADEMIC QUALIFICATION,  
TERMS OF SERVICE, AGE GROUP, YEARS OF SERVICE AND INSTITUTION, 2016**
**3.1.21.1 UNIVERSITI BRUNEI DARUSSALAM (UBD)**

Categories	Lecturers / Instructors								
	Citizen			Non Citizen			Total		
	MF	M	F	MF	M	F	MF	M	F
<b>Nationality</b>	<b>254</b>	<b>83</b>	<b>171</b>	<b>114</b>	<b>93</b>	<b>21</b>	<b>368</b>	<b>176</b>	<b>192</b>
<b>Academic Qualification</b>	<b>254</b>	<b>83</b>	<b>171</b>	<b>114</b>	<b>93</b>	<b>21</b>	<b>368</b>	<b>176</b>	<b>192</b>
Ph.D.	122	42	80	104	90	14	226	132	94
Master's Degree	124	40	84	10	3	7	134	43	91
Post Graduate Diploma	7	1	6	0	0	0	7	1	6
Bachelor's Degree	1	0	1	0	0	0	1	0	1
HND, AD, Level 5 Diploma or Equivalent	0	0	0	0	0	0	0	0	0
HNC	0	0	0	0	0	0	0	0	0
BDTVEC ND, Diploma, HNTec, BTEC	0	0	0	0	0	0	0	0	0
Level 3 Diploma or Equivalent	0	0	0	0	0	0	0	0	0
NTec, Skill Certificates or Equivalent	0	0	0	0	0	0	0	0	0
City & Guilds, ONC	0	0	0	0	0	0	0	0	0
BCGCE 'A' Level, STPU, SPS, STP	0	0	0	0	0	0	0	0	0
BCGCE 'O' Level, SPU, SPS	0	0	0	0	0	0	0	0	0
Below BCGCE 'O' Level	0	0	0	0	0	0	0	0	0
<b>Trained and Untrained</b>	<b>254</b>	<b>83</b>	<b>171</b>	<b>114</b>	<b>93</b>	<b>21</b>	<b>368</b>	<b>176</b>	<b>192</b>
Trained Teachers	254	83	171	114	93	21	368	176	192
Untrained Teachers	0	0	0	0	0	0	0	0	0
<b>Terms of Service</b>	<b>254</b>	<b>83</b>	<b>171</b>	<b>114</b>	<b>93</b>	<b>21</b>	<b>368</b>	<b>176</b>	<b>192</b>
<b>Permanent:</b>									
Pension	0	0	0	0	0	0	0	0	0
TAP	234	75	159	0	0	0	234	75	159
Month to Month	0	0	0	0	0	0	0	0	0
Probation	0	0	0	0	0	0	0	0	0
Daily Paid	1	0	1	0	0	0	1	0	1
Contract	11	4	7	114	93	21	125	97	28
CFBT	8	4	4	0	0	0	8	4	4
<b>Age Group</b>	<b>254</b>	<b>83</b>	<b>171</b>	<b>114</b>	<b>93</b>	<b>21</b>	<b>368</b>	<b>176</b>	<b>192</b>
24 and below	1	1	0	0	0	0	1	1	0
25 - 29	11	3	8	1	0	1	12	3	9
30 -34	53	15	38	4	2	2	57	17	40
35 - 39	59	15	44	16	12	4	75	27	48
40 - 44	45	19	26	25	21	4	70	40	30
45 - 49	41	13	28	15	11	4	56	24	32
50 - 54	28	13	15	18	17	1	46	30	16
55 - 59	7	0	7	14	10	4	21	10	11
60 and Above	9	4	5	21	20	1	30	24	6
<b>Service (Years)</b>	<b>254</b>	<b>83</b>	<b>171</b>	<b>114</b>	<b>93</b>	<b>21</b>	<b>368</b>	<b>176</b>	<b>192</b>
Below 1	15	5	10	12	7	5	27	12	15
1 - 2	21	9	12	48	38	10	69	47	22
3 - 5	8	1	7	21	17	4	29	18	11
6 - 10	87	18	69	16	14	2	103	32	71
11 - 15	53	18	35	8	8	0	61	26	35
16 - 20	30	15	15	6	6	0	36	21	15
21 - 25	18	7	11	1	1	0	19	8	11
26 and Above	22	10	12	2	2	0	24	12	12

**3.1.21 HIGHER EDUCATION LECTURERS BY ACADEMIC QUALIFICATION, TERMS OF SERVICE, AGE GROUP, YEARS OF SERVICE AND INSTITUTION, 2016**
**3.1.21.2 UNIVERSITI SULTAN SHARIF ALI (UNISSA)**

Categories	Lecturers / Instructors								
	Citizen			Non Citizen			Total		
	MF	M	F	MF	M	F	MF	M	F
<b>Nationality</b>	<b>43</b>	<b>9</b>	<b>34</b>	<b>35</b>	<b>34</b>	<b>1</b>	<b>78</b>	<b>43</b>	<b>35</b>
<b>Academic Qualification</b>	<b>43</b>	<b>9</b>	<b>34</b>	<b>35</b>	<b>34</b>	<b>1</b>	<b>78</b>	<b>43</b>	<b>35</b>
Ph.D.	12	4	8	35	34	1	47	38	9
Master's Degree	29	5	24	0	0	0	29	5	24
Post Graduate Diploma	0	0	0	0	0	0	0	0	0
Bachelor's Degree	2	0	2	0	0	0	2	0	2
HND, AD, Level 5 Diploma or Equivalent	0	0	0	0	0	0	0	0	0
HNC	0	0	0	0	0	0	0	0	0
BDTVEC ND, Diploma, HNTec, BTEC	0	0	0	0	0	0	0	0	0
Level 3 Diploma or Equivalent	0	0	0	0	0	0	0	0	0
NTec, Skill Certificates or Equivalent	0	0	0	0	0	0	0	0	0
City & Guilds, ONC	0	0	0	0	0	0	0	0	0
BCGCE 'A' Level, STPU, SPS, STP	0	0	0	0	0	0	0	0	0
BCGCE 'O' Level, SPU, SPS	0	0	0	0	0	0	0	0	0
Below BCGCE 'O' Level	0	0	0	0	0	0	0	0	0
Others	0	0	0	0	0	0	0	0	0
<b>Trained and Untrained</b>	<b>43</b>	<b>9</b>	<b>34</b>	<b>35</b>	<b>34</b>	<b>1</b>	<b>78</b>	<b>43</b>	<b>35</b>
Trained Teachers	5	0	5	7	7	0	12	7	5
Untrained Teachers	38	9	29	28	27	1	66	36	30
<b>Terms of Service</b>	<b>43</b>	<b>9</b>	<b>34</b>	<b>35</b>	<b>34</b>	<b>1</b>	<b>78</b>	<b>43</b>	<b>35</b>
<b>Permanent:</b>									
Pension	2	1	1	0	0	0	2	1	1
TAP	34	6	28	0	0	0	34	6	28
Month to Month	1	0	1	0	0	0	1	0	1
Probation	6	2	4	0	0	0	6	2	4
Daily Paid	0	0	0	0	0	0	0	0	0
Contract	0	0	0	35	34	1	35	34	1
CFBT	0	0	0	0	0	0	0	0	0
<b>Age Group</b>	<b>43</b>	<b>9</b>	<b>34</b>	<b>35</b>	<b>34</b>	<b>1</b>	<b>78</b>	<b>43</b>	<b>35</b>
24 and below	0	0	0	0	0	0	0	0	0
25 - 29	4	2	2	0	0	0	4	2	2
30 -34	9	0	9	0	0	0	9	0	9
35 - 39	9	1	8	3	2	1	12	3	9
40 - 44	12	5	7	3	3	0	15	8	7
45 - 49	6	1	5	9	9	0	15	10	5
50 - 54	2	0	2	4	4	0	6	4	2
55 - 59	1	0	1	5	5	0	6	5	1
60 and Above	0	0	0	11	11	0	11	11	0
<b>Service (Years)</b>	<b>43</b>	<b>9</b>	<b>34</b>	<b>35</b>	<b>34</b>	<b>1</b>	<b>78</b>	<b>43</b>	<b>35</b>
Below 1	0	0	0	5	4	1	5	4	1
1 - 2	7	2	5	3	3	0	10	5	5
3 - 5	3	0	3	17	17	0	20	17	3
6 - 10	11	1	10	4	4	0	15	5	10
11 - 15	8	3	5	3	3	0	11	6	5
16 - 20	5	2	3	2	2	0	7	4	3
21 - 25	8	1	7	0	0	0	8	1	7
26 and Above	1	0	1	1	1	0	2	1	1

**3.1.21 HIGHER EDUCATION LECTURERS BY ACADEMIC QUALIFICATION,  
TERMS OF SERVICE, AGE GROUP, YEARS OF SERVICE AND INSTITUTION, 2016**
**3.1.21.3 UNIVERSITI TEKNOLOGI BRUNEI (UTB)**

Categories	Lecturers / Instructors								
	Citizen			Non Citizen			Total		
	MF	M	F	MF	M	F	MF	M	F
<b>Nationality</b>	<b>83</b>	<b>46</b>	<b>37</b>	<b>57</b>	<b>57</b>	<b>0</b>	<b>140</b>	<b>103</b>	<b>37</b>
<b>Academic Qualification</b>	<b>83</b>	<b>46</b>	<b>37</b>	<b>57</b>	<b>57</b>	<b>0</b>	<b>140</b>	<b>103</b>	<b>37</b>
Ph.D.	20	12	8	52	52	0	72	64	8
Master's Degree	60	32	28	5	5	0	65	37	28
Post Graduate Diploma	0	0	0	0	0	0	0	0	0
Bachelor's Degree	3	2	1	0	0	0	3	2	1
HND, AD, Level 5 Diploma or Equivalent	0	0	0	0	0	0	0	0	0
HNC	0	0	0	0	0	0	0	0	0
BDTVEC ND, Diploma, HNTec, BTEC	0	0	0	0	0	0	0	0	0
Level 3 Diploma or Equivalent	0	0	0	0	0	0	0	0	0
NTec, Skill Certificates or Equivalent	0	0	0	0	0	0	0	0	0
City & Guilds, ONC	0	0	0	0	0	0	0	0	0
BCGCE 'A' Level, STPU, SPS, STP	0	0	0	0	0	0	0	0	0
BCGCE 'O' Level, SPU, SPS	0	0	0	0	0	0	0	0	0
Below BCGCE 'O' Level	0	0	0	0	0	0	0	0	0
Others	0	0	0	0	0	0	0	0	0
<b>Trained and Untrained</b>	<b>83</b>	<b>46</b>	<b>37</b>	<b>57</b>	<b>57</b>	<b>0</b>	<b>140</b>	<b>103</b>	<b>37</b>
Trained Teachers	52	27	25	2	2	0	54	29	25
Untrained Teachers	31	19	12	55	55	0	86	74	12
<b>Terms of Service</b>	<b>83</b>	<b>46</b>	<b>37</b>	<b>57</b>	<b>57</b>	<b>0</b>	<b>140</b>	<b>103</b>	<b>37</b>
<b>Permanent:</b>									
Pension	2	2	0	0	0	0	2	2	0
TAP	72	39	33	0	0	0	72	39	33
Month to Month	3	1	2	0	0	0	3	1	2
Probation	6	4	2	0	0	0	6	4	2
Daily Paid	0	0	0	0	0	0	0	0	0
Contract	0	0	0	57	57	0	57	57	0
CFBT	0	0	0	0	0	0	0	0	0
<b>Age Group</b>	<b>83</b>	<b>46</b>	<b>37</b>	<b>57</b>	<b>57</b>	<b>0</b>	<b>140</b>	<b>103</b>	<b>37</b>
24 and below	0	0	0	0	0	0	0	0	0
25 - 29	5	4	1	0	0	0	5	4	1
30 -34	19	8	11	3	3	0	22	11	11
35 - 39	29	15	14	7	7	0	36	22	14
40 - 44	16	10	6	13	13	0	29	23	6
45 - 49	8	4	4	7	7	0	15	11	4
50 - 54	5	4	1	11	11	0	16	15	1
55 - 59	1	1	0	10	10	0	11	11	0
60 and Above	0	0	0	6	6	0	6	6	0
<b>Service (Years)</b>	<b>83</b>	<b>46</b>	<b>37</b>	<b>57</b>	<b>57</b>	<b>0</b>	<b>140</b>	<b>103</b>	<b>37</b>
Below 1	0	0	0	8	8	0	8	8	0
1 - 2	6	4	2	28	28	0	34	32	2
3 - 5	3	1	2	13	13	0	16	14	2
6 - 10	17	7	10	2	2	0	19	9	10
11 - 15	32	17	15	0	0	0	32	17	15
16 - 20	12	8	4	2	2	0	14	10	4
21 - 25	10	7	3	1	1	0	11	8	3
26 and Above	3	2	1	3	3	0	6	5	1

**3.1.21 HIGHER EDUCATION LECTURERS BY ACADEMIC QUALIFICATION, TERMS OF SERVICE, AGE GROUP, YEARS OF SERVICE AND INSTITUTION, 2016**
**3.1.21.4 POLITEKNIK BRUNEI (PB)**

Categories	Lecturers / Instructors								
	Citizen			Non Citizen			Total		
	MF	M	F	MF	M	F	MF	M	F
<b>Nationality</b>	<b>92</b>	<b>45</b>	<b>47</b>	<b>8</b>	<b>5</b>	<b>3</b>	<b>100</b>	<b>50</b>	<b>50</b>
<b>Academic Qualification</b>	<b>92</b>	<b>45</b>	<b>47</b>	<b>8</b>	<b>5</b>	<b>3</b>	<b>100</b>	<b>50</b>	<b>50</b>
Ph.D.	2	0	2	2	1	1	4	1	3
Master's Degree	40	20	20	1	1	0	41	21	20
Post Graduate Diploma	0	0	0	0	0	0	0	0	0
Bachelor's Degree	50	25	25	5	3	2	55	28	27
HND, AD, Level 5 Diploma or Equivalent	0	0	0	0	0	0	0	0	0
HNC	0	0	0	0	0	0	0	0	0
BDTVEC ND, Diploma, HNTec, BTEC	0	0	0	0	0	0	0	0	0
Level 3 Diploma or Equivalent	0	0	0	0	0	0	0	0	0
NTec, Skill Certificates or Equivalent	0	0	0	0	0	0	0	0	0
City & Guilds, ONC	0	0	0	0	0	0	0	0	0
BCGCE 'A' Level, STPU, SPS, STP	0	0	0	0	0	0	0	0	0
BCGCE 'O' Level, SPU, SPS	0	0	0	0	0	0	0	0	0
Below BCGCE 'O' Level	0	0	0	0	0	0	0	0	0
Others	0	0	0	0	0	0	0	0	0
<b>Trained and Untrained</b>	<b>92</b>	<b>45</b>	<b>47</b>	<b>8</b>	<b>5</b>	<b>3</b>	<b>100</b>	<b>50</b>	<b>50</b>
Trained Teachers	40	18	22	2	1	1	42	19	23
Untrained Teachers	52	27	25	6	4	2	58	31	27
<b>Terms of Service</b>	<b>92</b>	<b>45</b>	<b>47</b>	<b>8</b>	<b>5</b>	<b>3</b>	<b>100</b>	<b>50</b>	<b>50</b>
<b>Permanent:</b>									
Pension	2	2	0	0	0	0	2	2	0
TAP	77	37	40	1	0	1	78	37	41
Month to Month	0	0	0	0	0	0	0	0	0
Probation	0	0	0	0	0	0	0	0	0
Daily Paid	13	6	7	5	3	2	18	9	9
Contract	0	0	0	2	2	0	2	2	0
CFBT	0	0	0	0	0	0	0	0	0
<b>Age Group</b>	<b>92</b>	<b>45</b>	<b>47</b>	<b>8</b>	<b>5</b>	<b>3</b>	<b>100</b>	<b>50</b>	<b>50</b>
24 and below	5	2	3	0	0	0	5	2	3
25 - 29	36	14	22	0	0	0	36	14	22
30 -34	22	14	8	4	3	1	26	17	9
35 - 39	7	5	2	1	0	1	8	5	3
40 - 44	10	3	7	1	1	0	11	4	7
45 - 49	8	4	4	1	1	0	9	5	4
50 - 54	4	3	1	1	0	1	5	3	2
55 - 59	0	0	0	0	0	0	0	0	0
60 and Above	0	0	0	0	0	0	0	0	0
<b>Service (Years)</b>	<b>92</b>	<b>45</b>	<b>47</b>	<b>8</b>	<b>5</b>	<b>3</b>	<b>100</b>	<b>50</b>	<b>50</b>
Below 1	30	13	17	2	2	0	32	15	17
1 - 2	17	10	7	1	1	0	18	11	7
3 - 5	45	22	23	5	2	3	50	24	26
6 - 10	0	0	0	0	0	0	0	0	0
11 - 15	0	0	0	0	0	0	0	0	0
16 - 20	0	0	0	0	0	0	0	0	0
21 - 25	0	0	0	0	0	0	0	0	0
26 and Above	0	0	0	0	0	0	0	0	0



EDUCATION STATISTICS  
VOCATIONAL, TECHNICAL AND  
HIGHER INSTITUTIONS  
MINISTRY OF RELIGIOUS AFFAIRS  
2016





## 3.2.1 NUMBER OF INSTITUTIONS BY EDUCATION LEVEL AND DISTRICT, 2016

District	Vocational Technical	Higher Education	Total
<b>Higher Education Total</b>	<b>0</b>	<b>1</b>	<b>1</b>
Brunei Muara	0	1	1
Tutong	0	0	0
Belait	0	0	0
Temburong	0	0	0

## 3.2.2 ENROLMENTS BY EDUCATION LEVEL AND DISTRICT, 2016

District	Vocational Technical			Higher Education			Total		
	MF	M	F	MF	M	F	MF	M	F
<b>Higher Education Total</b>	<b>0</b>	<b>0</b>	<b>0</b>	<b>815</b>	<b>292</b>	<b>523</b>	<b>815</b>	<b>292</b>	<b>523</b>
Brunei Muara	0	0	0	815	292	523	815	292	523
Tutong	0	0	0	0	0	0	0	0	0
Belait	0	0	0	0	0	0	0	0	0
Temburong	0	0	0	0	0	0	0	0	0

## 3.2.3 NUMBER OF INSTRUCTORS BY EDUCATION LEVEL AND DISTRICT, 2016

District	Vocational Technical			Higher Education			Total		
	MF	M	F	MF	M	F	MF	M	F
<b>Higher Education Total</b>	<b>0</b>	<b>0</b>	<b>0</b>	<b>38</b>	<b>18</b>	<b>20</b>	<b>38</b>	<b>18</b>	<b>20</b>
Brunei Muara	0	0	0	38	18	20	38	18	20
Tutong	0	0	0	0	0	0	0	0	0
Belait	0	0	0	0	0	0	0	0	0
Temburong	0	0	0	0	0	0	0	0	0

## 3.2.4 ENROLMENTS AND NUMBER OF INSTRUCTORS BY EDUCATION LEVEL, 2016

District	Students			Instructors		
	MF	M	F	MF	M	F
<b>Higher Education Total</b>	<b>815</b>	<b>292</b>	<b>523</b>	<b>38</b>	<b>18</b>	<b>20</b>
Year 1	289	108	181	38	18	20
Year 2	198	55	143			
Year 3	222	84	138			
Year 4	106	45	61			
Year 5	z	z	z			
Year 6	z	z	z			

### 3.2.5 HIGHER EDUCATION ENROLMENTS BY EDUCATION LEVEL AND DISTRICT, 2016

District	Year 1			Year 2			Year 3			Year 4			Year 5			Year 6			Total		
	MF	M	F	MF	M	F	MF	M	F	MF	M	F	MF	M	F	MF	M	F	MF	M	F
<b>Higher Education Total</b>	<b>289</b>	<b>108</b>	<b>181</b>	<b>198</b>	<b>55</b>	<b>143</b>	<b>222</b>	<b>84</b>	<b>138</b>	<b>106</b>	<b>45</b>	<b>61</b>	<b>0</b>	<b>0</b>	<b>0</b>	<b>0</b>	<b>0</b>	<b>0</b>	<b>815</b>	<b>292</b>	<b>523</b>
Brunei Muara	289	108	181	198	55	143	222	84	138	106	45	61	z	z	z	z	z	z	815	292	523
Tutong	0	0	0	0	0	0	0	0	0	0	0	0	0	0	0	0	0	0	0	0	0
Belait	0	0	0	0	0	0	0	0	0	0	0	0	0	0	0	0	0	0	0	0	0
Temburong	0	0	0	0	0	0	0	0	0	0	0	0	0	0	0	0	0	0	0	0	0

### 3.2.6 HIGHER EDUCATION - NUMBER OF NEW AND REPEATERS, 2016

Education Level	New			Repeaters			Total		
	MF	M	F	MF	M	F	MF	M	F
<b>Higher Education Total</b>	<b>815</b>	<b>292</b>	<b>523</b>	<b>0</b>	<b>0</b>	<b>0</b>	<b>815</b>	<b>292</b>	<b>523</b>
Year 1	289	108	181	0	0	0	289	108	181
Year 2	198	55	143	0	0	0	198	55	143
Year 3	222	84	138	0	0	0	222	84	138
Year 4	106	45	61	0	0	0	106	45	61
Year 5	z	z	z	z	z	z	z	z	z
Year 6	z	z	z	z	z	z	z	z	z

### 3.2.7 HIGHER EDUCATION ENROLMENTS BY AGE AND EDUCATION LEVEL, 2016

159

Education Level	Gender	Age (in years)																		Total
		16	17	18	19	20	21	22	23	24	25	26	27	28	29	30-34	35-39	≥ 40	Unknown	
<b>Higher Education Total</b>	<b>MF</b>	0	1	3	33	113	140	127	100	61	48	38	22	21	14	48	15	30	1	815
	<b>M</b>	0	1	2	12	48	49	41	36	18	17	10	7	5	5	19	4	18	0	292
	<b>F</b>	0	0	1	21	65	91	86	64	43	31	28	15	16	9	29	11	12	1	523
Year 1	<b>MF</b>	0	1	3	31	83	46	10	17	28	18	4	7	8	9	16	1	7	0	289
	<b>M</b>	0	1	2	11	36	17	3	7	8	8	0	4	2	3	3	0	3	0	108
	<b>F</b>	0	0	1	20	47	29	7	10	20	10	4	3	6	6	13	1	4	0	181
Year 2	<b>MF</b>	0	0	0	2	26	57	30	9	8	19	13	7	7	1	11	4	3	1	198
	<b>M</b>	0	0	0	1	11	16	10	2	0	4	0	1	0	1	5	2	2	0	55
	<b>F</b>	0	0	0	1	15	41	20	7	8	15	13	6	7	0	6	2	1	1	143
Year 3	<b>MF</b>	0	0	0	0	4	36	75	38	13	8	17	2	6	4	5	5	9	0	222
	<b>M</b>	0	0	0	0	1	15	24	15	5	4	7	1	3	1	1	1	6	0	84
	<b>F</b>	0	0	0	0	3	21	51	23	8	4	10	1	3	3	4	4	3	0	138
Year 4	<b>MF</b>	0	0	0	0	0	1	12	36	12	3	4	6	0	0	16	5	11	0	106
	<b>M</b>	0	0	0	0	0	1	4	12	5	1	3	1	0	0	10	1	7	0	45
	<b>F</b>	0	0	0	0	0	0	8	24	7	2	1	5	0	0	6	4	4	0	61
Year 5	<b>MF</b>	z	z	z	z	z	z	z	z	z	z	z	z	z	z	z	z	z	z	z
	<b>M</b>	z	z	z	z	z	z	z	z	z	z	z	z	z	z	z	z	z	z	z
	<b>F</b>	z	z	z	z	z	z	z	z	z	z	z	z	z	z	z	z	z	z	z
Year 6	<b>MF</b>	z	z	z	z	z	z	z	z	z	z	z	z	z	z	z	z	z	z	z
	<b>M</b>	z	z	z	z	z	z	z	z	z	z	z	z	z	z	z	z	z	z	z
	<b>F</b>	z	z	z	z	z	z	z	z	z	z	z	z	z	z	z	z	z	z	z

### 3.2.8 HIGHER EDUCATION ENROLMENTS BY RACE AND EDUCATION LEVEL, 2016

Education Level	Gender	Malay		Other Indigenous		Chinese		Others		Total		
		C	NC	C	NC	C	NC	C	NC	C	NC	CNC
<b>Higher Education Total</b>	<b>MF</b>	<b>809</b>	<b>0</b>	<b>0</b>	<b>0</b>	<b>0</b>	<b>0</b>	<b>0</b>	<b>6</b>	<b>809</b>	<b>6</b>	<b>815</b>
	<b>M</b>	<b>289</b>	<b>0</b>	<b>0</b>	<b>0</b>	<b>0</b>	<b>0</b>	<b>0</b>	<b>3</b>	<b>289</b>	<b>3</b>	<b>292</b>
	<b>F</b>	<b>520</b>	<b>0</b>	<b>0</b>	<b>0</b>	<b>0</b>	<b>0</b>	<b>0</b>	<b>3</b>	<b>520</b>	<b>3</b>	<b>523</b>
Year 1	<b>MF</b>	<b>287</b>	<b>0</b>	<b>0</b>	<b>0</b>	<b>0</b>	<b>0</b>	<b>0</b>	<b>2</b>	<b>287</b>	<b>2</b>	<b>289</b>
	<b>M</b>	106	0	0	0	0	0	0	2	106	2	108
	<b>F</b>	181	0	0	0	0	0	0	0	181	0	181
Year 2	<b>MF</b>	<b>195</b>	<b>0</b>	<b>0</b>	<b>0</b>	<b>0</b>	<b>0</b>	<b>0</b>	<b>3</b>	<b>195</b>	<b>3</b>	<b>198</b>
	<b>M</b>	54	0	0	0	0	0	0	1	54	1	55
	<b>F</b>	141	0	0	0	0	0	0	2	141	2	143
Year 3	<b>MF</b>	<b>222</b>	<b>0</b>	<b>0</b>	<b>0</b>	<b>0</b>	<b>0</b>	<b>0</b>	<b>0</b>	<b>222</b>	<b>0</b>	<b>222</b>
	<b>M</b>	84	0	0	0	0	0	0	0	84	0	84
	<b>F</b>	138	0	0	0	0	0	0	0	138	0	138
Year 4	<b>MF</b>	<b>105</b>	<b>0</b>	<b>0</b>	<b>0</b>	<b>0</b>	<b>0</b>	<b>0</b>	<b>1</b>	<b>105</b>	<b>1</b>	<b>106</b>
	<b>M</b>	45	0	0	0	0	0	0	0	45	0	45
	<b>F</b>	60	0	0	0	0	0	0	1	60	1	61
Year 5	<b>MF</b>	<b>z</b>	<b>z</b>	<b>z</b>	<b>z</b>	<b>z</b>	<b>z</b>	<b>z</b>	<b>z</b>	<b>z</b>	<b>z</b>	<b>z</b>
	<b>M</b>	z	z	z	z	z	z	z	z	z	z	z
	<b>F</b>	z	z	z	z	z	z	z	z	z	z	z

**3.2.9 HIGHER EDUCATION INTAKE, ENROLMENTS AND GRADUATES BY INSTITUTION AND AWARD LEVEL, 2016**

Field of Education	Intake			Enrolment			Graduates		
	MF	M	F	MF	M	F	MF	M	F
<b>KUPUSB Total</b>	<b>289</b>	<b>108</b>	<b>181</b>	<b>815</b>	<b>292</b>	<b>523</b>	<b>245</b>	<b>85</b>	<b>160</b>
<b>Doctor of Philosophy Total</b>	<b>4</b>	<b>3</b>	<b>1</b>	<b>16</b>	<b>11</b>	<b>5</b>	<b>0</b>	<b>0</b>	<b>0</b>
Teacher Training	4	3	1	16	11	5	0	0	0
<b>Master's Degree Total</b>	<b>30</b>	<b>9</b>	<b>21</b>	<b>57</b>	<b>17</b>	<b>40</b>	<b>20</b>	<b>6</b>	<b>14</b>
Teacher Training	30	9	21	57	17	40	20	6	14
<b>Bachelor's Degree Total</b>	<b>98</b>	<b>44</b>	<b>54</b>	<b>403</b>	<b>141</b>	<b>262</b>	<b>114</b>	<b>41</b>	<b>73</b>
Teacher Training	98	44	54	403	141	262	114	41	73
<b>Higher National Diploma Total</b>	<b>119</b>	<b>42</b>	<b>77</b>	<b>301</b>	<b>113</b>	<b>188</b>	<b>92</b>	<b>36</b>	<b>56</b>
Teacher Training	119	42	77	301	113	188	92	36	56
<b>Postgraduate Diploma / Certificate Total</b>	<b>38</b>	<b>10</b>	<b>28</b>	<b>38</b>	<b>10</b>	<b>28</b>	<b>19</b>	<b>2</b>	<b>17</b>
Teacher Training	38	10	28	38	10	28	19	2	17

### 3.2.10 HIGHER EDUCATION INTAKE, ENROLMENTS AND GRADUATES BY INSTITUTION AND FIELD OF EDUCATION, 2016

Field of Education	Intake			Enrolment			Graduates		
	MF	M	F	MF	M	F	MF	M	F
<b>KUPUSB Total</b>	<b>289</b>	<b>108</b>	<b>181</b>	<b>815</b>	<b>292</b>	<b>523</b>	<b>245</b>	<b>85</b>	<b>160</b>
<b>Doctor of Philosophy Total</b>	<b>4</b>	<b>3</b>	<b>1</b>	<b>16</b>	<b>11</b>	<b>5</b>	<b>0</b>	<b>0</b>	<b>0</b>
Ph.D.	4	3	1	16	11	5	0	0	0
<b>Master's Degree Total</b>	<b>30</b>	<b>9</b>	<b>21</b>	<b>57</b>	<b>17</b>	<b>40</b>	<b>20</b>	<b>6</b>	<b>14</b>
Sarjana Perguruan Agama (Aqidah)	0	0	0	0	0	0	1	0	1
Sarjana Perguruan Agama (Pengurusan dan Pentadbiran)	0	0	0	10	3	7	6	2	4
Sarjana Perguruan Agama (Kurikulum)	0	0	0	8	2	6	10	2	8
Sarjana Perguruan Agama (Sastera Islam)	0	0	0	6	0	6	0	0	0
Sarjana Perguruan Agama (Penyeliaan)	0	0	0	3	3	0	2	2	0
Sarjana Perguruan Agama (Pengurusan)	0	0	0	0	0	0	0	0	0
Sarjana Perguruan Agama (Fiqh)	0	0	0	0	0	0	1	0	1
Sarjana Perguruan Agama (Pendidikan Islam)	29	8	21	29	8	21	0	0	0
Sarjana Perguruan Agama (Syariah)	1	1	0	1	1	0	0	0	0
<b>Bachelor's Degree Total</b>	<b>98</b>	<b>44</b>	<b>54</b>	<b>403</b>	<b>141</b>	<b>262</b>	<b>114</b>	<b>41</b>	<b>73</b>
Sarjana Muda Perguruan Agama (Syariah)	0	0	0	180	51	129	74	26	48
Sarjana Muda Perguruan Agama (Syariah) - Secara Naik Taraf	0	0	0	9	1	8	0	0	0
Sarjana Muda Perguruan Agama (Usuluddin)	0	0	0	115	45	70	40	15	25
Sarjana Muda Perguruan Agama (Usuluddin) - Secara Naik Taraf	0	0	0	1	0	1	0	0	0
Sarjana Muda Perguruan Agama	98	44	54	98	44	54	0	0	0
<b>Higher National Diploma Total</b>	<b>119</b>	<b>42</b>	<b>77</b>	<b>301</b>	<b>113</b>	<b>188</b>	<b>92</b>	<b>36</b>	<b>56</b>
Diploma Tertinggi Perguruan Agama (Syariah)	0	0	0	150	56	94	72	28	44
Diploma Tertinggi Perguruan Agama (Usuluddin)	0	0	0	32	15	17	20	8	12
Diploma Tertinggi Perguruan Agama	119	42	77	119	42	77	0	0	0
<b>Postgraduate Diploma / Certificate Total</b>	<b>38</b>	<b>10</b>	<b>28</b>	<b>38</b>	<b>10</b>	<b>28</b>	<b>19</b>	<b>2</b>	<b>17</b>
Diploma Perguruan Agama Lulusan Ijazah	18	5	13	18	5	13	9	1	8
Diploma Perguruan Agama Lulusan Ijazah (Bahasa Arab)	20	5	15	20	5	15	10	1	9



## 3.2.11 HIGHER EDUCATION ENROLMENTS BY INSTITUTION AND PROGRAMMES, 2016

Programme	Education Level																				
	Year 1			Year 2			Year 3			Year 4			Year 5			Year 6			Total		
	MF	M	F	MF	M	F	MF	M	F	MF	M	F	MF	M	F	MF	M	F	MF	M	F
<b>KUPUSB Total</b>	<b>289</b>	<b>108</b>	<b>181</b>	<b>198</b>	<b>55</b>	<b>143</b>	<b>222</b>	<b>84</b>	<b>138</b>	<b>106</b>	<b>45</b>	<b>61</b>	<b>0</b>	<b>0</b>	<b>0</b>	<b>0</b>	<b>0</b>	<b>0</b>	<b>815</b>	<b>292</b>	<b>523</b>
<b>Faculty of Syariah</b>	<b>1</b>	<b>1</b>	<b>0</b>	<b>118</b>	<b>33</b>	<b>85</b>	<b>160</b>	<b>55</b>	<b>105</b>	<b>61</b>	<b>20</b>	<b>41</b>	<b>0</b>	<b>0</b>	<b>0</b>	<b>0</b>	<b>0</b>	<b>0</b>	<b>340</b>	<b>109</b>	<b>231</b>
Sarjana Perguruan Ugama (Syariah)	1	1	0	0	0	0	0	0	0	0	0	0	0	0	0	0	0	0	1	1	0
Sarjana Muda Perguruan Ugama (Syariah)	0	0	0	51	10	41	68	21	47	61	20	41	0	0	0	0	0	0	180	51	129
Sarjana Muda Perguruan Ugama (Syariah) - Secara Naik Taraf	0	0	0	0	0	0	9	1	8	0	0	0	0	0	0	0	0	0	9	1	8
Diploma Tertinggi Perguruan Ugama (Syariah)	0	0	0	67	23	44	83	33	50	0	0	0	0	0	0	0	0	0	150	56	94
<b>Faculty of Usuluddin</b>	<b>0</b>	<b>0</b>	<b>0</b>	<b>50</b>	<b>12</b>	<b>38</b>	<b>58</b>	<b>27</b>	<b>31</b>	<b>41</b>	<b>22</b>	<b>19</b>	<b>0</b>	<b>0</b>	<b>0</b>	<b>0</b>	<b>0</b>	<b>0</b>	<b>149</b>	<b>61</b>	<b>88</b>
Ijazah Doktor Falsafah (Usuluddin)	0	0	0	0	0	0	1	1	0	0	0	0	0	0	0	0	0	0	1	1	0
Sarjana Perguruan Ugama (Aqidah)	0	0	0	0	0	0	0	0	0	0	0	0	0	0	0	0	0	0	0	0	0
Sarjana Muda Perguruan Ugama (Usuluddin)	0	0	0	38	8	30	36	15	21	41	22	19	0	0	0	0	0	0	115	45	70
Sarjana Muda Perguruan Ugama (Usuluddin) - Secara Naik Taraf	0	0	0	0	0	0	1	0	1	0	0	0	0	0	0	0	0	0	1	0	1
Diploma Tertinggi Perguruan Ugama (Usuluddin)	0	0	0	12	4	8	20	11	9	0	0	0	0	0	0	0	0	0	32	15	17
<b>Faculty of Education</b>	<b>250</b>	<b>97</b>	<b>153</b>	<b>30</b>	<b>10</b>	<b>20</b>	<b>4</b>	<b>2</b>	<b>2</b>	<b>4</b>	<b>3</b>	<b>1</b>	<b>0</b>	<b>0</b>	<b>0</b>	<b>0</b>	<b>0</b>	<b>0</b>	<b>288</b>	<b>112</b>	<b>176</b>
Ijazah Doktor Falsafah	4	3	1	3	2	1	4	2	2	4	3	1	0	0	0	0	0	0	15	10	5
Sarjana Perguruan Ugama (Pendidikan Islam)	29	8	21	0	0	0	0	0	0	0	0	0	0	0	0	0	0	0	29	8	21
Sarjana Perguruan Ugama (Pengurusan dan Pentadbiran)	0	0	0	10	3	7	0	0	0	0	0	0	0	0	0	0	0	0	10	3	7
Sarjana Perguruan Ugama (Kurikulum)	0	0	0	8	2	6	0	0	0	0	0	0	0	0	0	0	0	0	8	2	6
Sarjana Perguruan Ugama (Sastera Islam)	0	0	0	6	0	6	0	0	0	0	0	0	0	0	0	0	0	0	6	0	6
Sarjana Perguruan Ugama (Penyeliaan)	0	0	0	3	3	0	0	0	0	0	0	0	0	0	0	0	0	0	3	3	0
Sarjana Perguruan Ugama (Pengurusan)	0	0	0	0	0	0	0	0	0	0	0	0	0	0	0	0	0	0	0	0	0
Sarjana Muda Perguruan Ugama	98	44	54	0	0	0	0	0	0	0	0	0	0	0	0	0	0	0	98	44	54
Diploma Tertinggi Perguruan Ugama	119	42	77	0	0	0	0	0	0	0	0	0	0	0	0	0	0	0	119	42	77
Sarjana Perguruan Ugama (Fiqh)	0	0	0	0	0	0	0	0	0	0	0	0	0	0	0	0	0	0	0	0	0
<b>Language Centre</b>	<b>20</b>	<b>5</b>	<b>15</b>	<b>0</b>	<b>0</b>	<b>0</b>	<b>0</b>	<b>0</b>	<b>0</b>	<b>0</b>	<b>0</b>	<b>0</b>	<b>0</b>	<b>0</b>	<b>0</b>	<b>0</b>	<b>0</b>	<b>0</b>	<b>20</b>	<b>5</b>	<b>15</b>
Diploma Perguruan Ugama Lepas Ijazah (Bahasa Arab)	20	5	15	0	0	0	0	0	0	0	0	0	0	0	0	0	0	0	20	5	15
<b>Postgraduate Centre and Research</b>	<b>18</b>	<b>5</b>	<b>13</b>	<b>0</b>	<b>0</b>	<b>0</b>	<b>0</b>	<b>0</b>	<b>0</b>	<b>0</b>	<b>0</b>	<b>0</b>	<b>0</b>	<b>0</b>	<b>0</b>	<b>0</b>	<b>0</b>	<b>0</b>	<b>18</b>	<b>5</b>	<b>13</b>
Diploma Perguruan Ugama Lepas Ijazah	18	5	13	0	0	0	0	0	0	0	0	0	0	0	0	0	0	0	18	5	13

**3.2.12 HIGHER EDUCATION LECTURERS BY ACADEMIC QUALIFICATION, TERMS OF SERVICE, AGE GROUP AND YEARS OF SERVICE, 2016**

Categories	Lecturers / Instructors								
	Citizen			Non Citizen			Total		
	MF	M	F	MF	M	F	MF	M	F
<b>Nationality</b>	<b>34</b>	<b>14</b>	<b>20</b>	<b>4</b>	<b>4</b>	<b>0</b>	<b>38</b>	<b>18</b>	<b>20</b>
<b>Academic Qualification</b>	<b>34</b>	<b>14</b>	<b>20</b>	<b>4</b>	<b>4</b>	<b>0</b>	<b>38</b>	<b>18</b>	<b>20</b>
Ph.D.	4	3	1	1	1	0	5	4	1
Master's Degree	26	9	17	0	0	0	26	9	17
Post Graduate Diploma	0	0	0	0	0	0	0	0	0
Bachelor's Degree	4	2	2	1	1	0	5	3	2
HND, AD, Level 5 Diploma or Equivalent	0	0	0	2	2	0	2	2	0
HNC	0	0	0	0	0	0	0	0	0
BDTVEC ND, Diploma, HNTec, BTEC	0	0	0	0	0	0	0	0	0
Level 3 Diploma or Equivalent	0	0	0	0	0	0	0	0	0
NTec, Skill Certificates or Equivalent	0	0	0	0	0	0	0	0	0
City & Guilds, ONC	0	0	0	0	0	0	0	0	0
BCGCE 'A' Level, STPU, SPS, STP	0	0	0	0	0	0	0	0	0
BCGCE 'O' Level, SPU, SPS	0	0	0	0	0	0	0	0	0
Below BCGCE 'O' Level	0	0	0	0	0	0	0	0	0
Others	0	0	0	0	0	0	0	0	0
<b>Trained and Untrained</b>	<b>34</b>	<b>14</b>	<b>20</b>	<b>4</b>	<b>4</b>	<b>0</b>	<b>38</b>	<b>18</b>	<b>20</b>
Trained Teachers	34	14	20	4	4	0	38	18	20
Untrained Teachers	0	0	0	0	0	0	0	0	0
<b>Terms of Service</b>	<b>34</b>	<b>14</b>	<b>20</b>	<b>4</b>	<b>4</b>	<b>0</b>	<b>38</b>	<b>18</b>	<b>20</b>
<b>Permanent:</b>									
Pension	5	2	3	0	0	0	5	2	3
TAP	29	12	17	0	0	0	29	12	17
Month to Month	0	0	0	0	0	0	0	0	0
Probation	0	0	0	0	0	0	0	0	0
Daily Paid	0	0	0	0	0	0	0	0	0
Contract	0	0	0	4	4	0	4	4	0
CFBT	0	0	0	0	0	0	0	0	0
<b>Age Group</b>	<b>34</b>	<b>14</b>	<b>20</b>	<b>4</b>	<b>4</b>	<b>0</b>	<b>38</b>	<b>18</b>	<b>20</b>
24 and below	0	0	0	0	0	0	0	0	0
25 - 29	2	1	1	0	0	0	2	1	1
30 -34	7	3	4	0	0	0	7	3	4
35 - 39	6	4	2	1	1	0	7	5	2
40 - 44	9	4	5	0	0	0	9	4	5
45 - 49	6	1	5	0	0	0	6	1	5
50 - 54	1	1	0	0	0	0	1	1	0
55 - 59	3	0	3	1	1	0	4	1	3
60 and Above	0	0	0	2	2	0	2	2	0
<b>Service (Years)</b>	<b>34</b>	<b>14</b>	<b>20</b>	<b>4</b>	<b>4</b>	<b>0</b>	<b>38</b>	<b>18</b>	<b>20</b>
Below 1	0	0	0	0	0	0	0	0	0
1 - 2	7	2	5	1	1	0	8	3	5
3 - 5	4	3	1	0	0	0	4	3	1
6 - 10	0	0	0	0	0	0	0	0	0
11 - 15	7	6	1	0	0	0	7	6	1
16 - 20	8	1	7	1	1	0	9	2	7
21 - 25	1	0	1	2	2	0	3	2	1
26 and Above	7	2	5	0	0	0	7	2	5

# SECTION 3.3

---

EDUCATION STATISTICS  
VOCATIONAL, TECHNICAL AND  
HIGHER INSTITUTIONS

MINISTRY OF CULTURE, YOUTH  
AND SPORTS  
2016





**3.3.1 NUMBER OF INSTITUTIONS BY EDUCATION LEVEL AND DISTRICT, 2016**

District	Vocational Technical	Higher Education	Total
<b>Vocational Technical Total</b>	<b>1</b>	<b>0</b>	<b>1</b>
Brunei Muara	1	0	1
Tutong	0	0	0
Belait	0	0	0
Temburong	0	0	0

**3.3.2 ENROLMENTS BY EDUCATION LEVEL AND DISTRICT, 2016**

District	Vocational Technical			Higher Education			Total		
	MF	M	F	MF	M	F	MF	M	F
<b>Vocational Technical Total</b>	<b>208</b>	<b>94</b>	<b>114</b>	<b>0</b>	<b>0</b>	<b>0</b>	<b>208</b>	<b>94</b>	<b>114</b>
Brunei Muara	208	94	114	0	0	0	208	94	114
Tutong	0	0	0	0	0	0	0	0	0
Belait	0	0	0	0	0	0	0	0	0
Temburong	0	0	0	0	0	0	0	0	0

**3.3.3 NUMBER OF INSTRUCTORS BY EDUCATION LEVEL AND DISTRICT, 2016**

District	Vocational Technical			Higher Education			Total		
	MF	M	F	MF	M	F	MF	M	F
<b>Vocational Technical Total</b>	<b>29</b>	<b>12</b>	<b>17</b>	<b>0</b>	<b>0</b>	<b>0</b>	<b>29</b>	<b>12</b>	<b>17</b>
Brunei Muara	29	12	17	0	0	0	29	12	17
Tutong	0	0	0	0	0	0	0	0	0
Belait	0	0	0	0	0	0	0	0	0
Temburong	0	0	0	0	0	0	0	0	0

## 3.3.4 ENROLMENTS AND NUMBER OF INSTRUCTORS BY EDUCATION LEVEL, 2016

Education Level	Students			Instructors		
	MF	M	F	MF	M	F
<b>Vocational Technical Total</b>	<b>208</b>	<b>94</b>	<b>114</b>	<b>29</b>	<b>12</b>	<b>17</b>
Year 1	87	49	38			
Year 2	121	45	76	29	12	17
Year 3	0	0	0			

## 3.3.5 ENROLMENTS BY EDUCATION LEVEL AND DISTRICT, 2016

District	Year 1			Year 2			Year 3			Total		
	MF	M	F	MF	M	F	MF	M	F	MF	M	F
<b>Vocational Technical Total</b>	<b>87</b>	<b>49</b>	<b>38</b>	<b>121</b>	<b>45</b>	<b>76</b>	<b>z</b>	<b>z</b>	<b>z</b>	<b>208</b>	<b>94</b>	<b>114</b>
Brunei Muara	87	49	38	121	45	76	z	z	z	208	94	114
Tutong	0	0	0	0	0	0	0	0	0	0	0	0
Belait	0	0	0	0	0	0	0	0	0	0	0	0
Temburong	0	0	0	0	0	0	0	0	0	0	0	0

## 3.3.6 VOCATIONAL TECHNICAL - NUMBER OF NEW AND REPEATERS, 2016

Education Level	New			Repeaters			Total		
	MF	M	F	MF	M	F	MF	M	F
<b>Vocational Technical Total</b>	<b>208</b>	<b>94</b>	<b>114</b>	<b>0</b>	<b>0</b>	<b>0</b>	<b>208</b>	<b>94</b>	<b>114</b>
Year 1	87	49	38	0	0	0	87	49	38
Year 2	121	45	76	0	0	0	121	45	76
Year 3	z	z	z	z	z	z	z	z	z

## 3.3.7 VOCATIONAL TECHNICAL ENROLMENTS BY AGE AND EDUCATION LEVEL, 2016

Education Level	Gender	Age (in years)																		Total	
		≤ 15	16	17	18	19	20	21	22	23	24	25	26	27	28	29	30-34	35-39	≥ 40		Unknown
Vocational Technical Total	MF	0	3	13	37	50	40	24	16	6	4	2	4	0	0	1	7	1	0	0	208
	M	0	3	10	16	20	10	13	10	3	1	1	0	0	0	1	5	1	0	0	94
	F	0	0	3	21	30	30	11	6	3	3	1	4	0	0	0	2	0	0	0	114
Year 1	MF	0	3	13	28	14	12	7	2	5	0	1	0	0	0	1	1	0	0	0	87
	M	0	3	10	16	4	6	3	2	2	0	1	0	0	0	1	1	0	0	0	49
	F	0	0	3	12	10	6	4	0	3	0	0	0	0	0	0	0	0	0	0	38
Year 2	MF	0	0	0	9	36	28	17	14	1	4	1	4	0	0	0	6	1	0	0	121
	M	0	0	0	0	16	4	10	8	1	1	0	0	0	0	0	4	1	0	0	45
	F	0	0	0	9	20	24	7	6	0	3	1	4	0	0	0	2	0	0	0	76
Year 3	MF	z	z	z	z	z	z	z	z	z	z	z	z	z	z	z	z	z	z	z	z
	M	z	z	z	z	z	z	z	z	z	z	z	z	z	z	z	z	z	z	z	z
	F	z	z	z	z	z	z	z	z	z	z	z	z	z	z	z	z	z	z	z	z

## 3.3.8 VOCATIONAL TECHNICAL ENROLMENTS BY RACE AND EDUCATION LEVEL, 2016

Education Level	Gender	Malay		Other Indigenous		Chinese		Others		Total		
		C	NC	C	NC	C	NC	C	NC	C	NC	CNC
Vocational Technical Total	MF	186	4	7	1	9	0	0	1	202	6	208
	M	81	2	4	0	6	0	0	1	91	3	94
	F	105	2	3	1	3	0	0	0	111	3	114
Year 1	MF	67	4	7	1	7	0	0	1	81	6	87
	M	37	2	4	0	5	0	0	1	46	3	49
	F	30	2	3	1	2	0	0	0	35	3	38
Year 2	MF	119	0	0	0	2	0	0	0	121	0	121
	M	44	0	0	0	1	0	0	0	45	0	45
	F	75	0	0	0	1	0	0	0	76	0	76
Year 3	MF	z	z	z	z	z	z	z	z	z	z	z
	M	z	z	z	z	z	z	z	z	z	z	z
	F	z	z	z	z	z	z	z	z	z	z	z



### 3.3.9 VOCATIONAL TECHNICAL INTAKE, ENROLMENTS AND GRADUATES BY AWARD LEVEL, 2016

Award Level	Intake			Enrolment			Graduates		
	MF	M	F	MF	M	F	MF	M	F
<b>Vocational Technical Total</b>	<b>87</b>	<b>49</b>	<b>38</b>	<b>208</b>	<b>94</b>	<b>114</b>	<b>208</b>	<b>94</b>	<b>114</b>
City and Guilds	76	44	32	181	87	94	0	0	0
Other Certificate	11	5	6	27	7	20	208	94	114

### 3.3.10 VOCATIONAL TECHNICAL ENROLMENTS BY AWARD LEVEL, 2016

Award Level	Year 1			Year 2			Year 3			Total		
	MF	M	F	MF	M	F	MF	M	F	MF	M	F
<b>Vocational Technical Total</b>	<b>87</b>	<b>49</b>	<b>38</b>	<b>121</b>	<b>45</b>	<b>76</b>	<b>0</b>	<b>0</b>	<b>0</b>	<b>208</b>	<b>94</b>	<b>114</b>
City and Guilds	76	44	32	105	43	62	0	0	0	181	87	94
Other Certificate	11	5	6	16	2	14	0	0	0	27	7	20

### 3.3.11 VOCATIONAL TECHNICAL ENROLMENTS BY COURSES / PROGRAMMES, 2016

Courses / Programmes	Education Level											
	Year 1			Year 2			Year 3			Total		
	MF	M	F	MF	M	F	MF	M	F	MF	M	F
<b>Vocational Technical Total</b>	<b>87</b>	<b>49</b>	<b>38</b>	<b>121</b>	<b>45</b>	<b>76</b>	<b>0</b>	<b>0</b>	<b>0</b>	<b>208</b>	<b>94</b>	<b>114</b>
IT for Office Application	19	9	10	34	9	25	0	0	0	53	18	35
Food & Beverage Services	18	6	12	20	4	16	0	0	0	38	10	28
Food Preparation	9	4	5	14	4	10	0	0	0	23	8	15
Basic Plumbing	6	5	1	8	8	0	0	0	0	14	13	1
Basic Refrigeration & Air Conditioning	4	4	0	6	5	1	0	0	0	10	9	1
Fabrication, Welding & Pipework	11	10	1	12	9	3	0	0	0	23	19	4
2D Computer Aided Design	9	6	3	11	4	7	0	0	0	20	10	10
Fashion and Design Technology	0	0	0	5	0	5	0	0	0	5	0	5
Beauty Therapy	4	0	4	9	0	9	0	0	0	13	0	13
Vehicle Body Repair	7	5	2	2	2	0	0	0	0	9	7	2



### 3.3.12 VOCATIONAL TECHNICAL INSTRUCTORS BY ACADEMIC QUALIFICATION, TERMS OF SERVICE, AGE GROUP AND YEARS OF SERVICE, 2016

Categories	Lecturers / Instructors								
	Citizen			Non Citizen			Total		
	MF	M	F	MF	M	F	MF	M	F
<b>Nationality</b>	<b>19</b>	<b>6</b>	<b>13</b>	<b>10</b>	<b>6</b>	<b>4</b>	<b>29</b>	<b>12</b>	<b>17</b>
<b>Academic Qualification</b>	<b>19</b>	<b>6</b>	<b>13</b>	<b>10</b>	<b>6</b>	<b>4</b>	<b>29</b>	<b>12</b>	<b>17</b>
Ph.D.	0	0	0	0	0	0	0	0	0
Master's Degree	1	0	1	0	0	0	1	0	1
Post Graduate Diploma	1	1	0	0	0	0	1	1	0
Bachelor's Degree	0	0	0	8	5	3	8	5	3
HND, AD, Level 5 Diploma or Equivalent	2	1	1	0	0	0	2	1	1
HNC	0	0	0	0	0	0	0	0	0
BDTVEC ND, Diploma, HNTec, BTEC									
Level 3 Diploma or Equivalent	2	2	0	1	1	0	3	3	0
NTec, Skill Certificates or Equivalent	0	0	0	0	0	0	0	0	0
City & Guilds, ONC	1	0	1	0	0	0	1	0	1
BCGCE 'A' Level, STPU, SPS, STP	3	0	3	0	0	0	3	0	3
BCGCE 'O' Level, SPU, SPS	7	1	6	0	0	0	7	1	6
Below BCGCE 'O' Level	1	0	1	0	0	0	1	0	1
Others	1	1	0	1	0	1	2	1	1
<b>Trained and Untrained</b>	<b>19</b>	<b>6</b>	<b>13</b>	<b>10</b>	<b>6</b>	<b>4</b>	<b>29</b>	<b>12</b>	<b>17</b>
Trained Teachers	10	4	6	8	6	2	18	10	8
Untrained Teachers	9	2	7	2	0	2	11	2	9
<b>Terms of Service</b>	<b>19</b>	<b>6</b>	<b>13</b>	<b>10</b>	<b>6</b>	<b>4</b>	<b>29</b>	<b>12</b>	<b>17</b>
<b>Permanent:</b>									
Pension	1	1	0	0	0	0	1	1	0
TAP	14	3	11	0	0	0	14	3	11
Month to Month	0	0	0	0	0	0	0	0	0
Probation	0	0	0	0	0	0	0	0	0
Daily Paid	0	0	0	0	0	0	0	0	0
Contract	4	2	2	10	6	4	14	8	6
CFBT	0	0	0	0	0	0	0	0	0
<b>Age Group</b>	<b>19</b>	<b>6</b>	<b>13</b>	<b>10</b>	<b>6</b>	<b>4</b>	<b>29</b>	<b>12</b>	<b>17</b>
24 and below	1	0	1	0	0	0	1	0	1
25 - 29	3	1	2	0	0	0	3	1	2
30 -34	4	2	2	0	0	0	4	2	2
35 - 39	2	0	2	4	1	3	6	1	5
40 - 44	4	0	4	2	1	1	6	1	5
45 - 49	1	0	1	0	0	0	1	0	1
50 - 54	3	2	1	0	0	0	3	2	1
55 - 59	0	0	0	1	1	0	1	1	0
60 and Above	1	1	0	3	3	0	4	4	0
<b>Service (Years)</b>	<b>19</b>	<b>6</b>	<b>13</b>	<b>10</b>	<b>6</b>	<b>4</b>	<b>29</b>	<b>12</b>	<b>17</b>
Below 1	0	0	0	0	0	0	0	0	0
1 - 2	10	2	8	3	1	2	13	3	10
3 - 5	4	3	1	4	2	2	8	5	3
6 - 10	3	1	2	3	3	0	6	4	2
11 - 15	2	0	2	0	0	0	2	0	2
16 - 20	0	0	0	0	0	0	0	0	0
21 - 25	0	0	0	0	0	0	0	0	0
26 and Above	0	0	0	0	0	0	0	0	0



EDUCATION STATISTICS  
VOCATIONAL, TECHNICAL AND  
HIGHER INSTITUTIONS  
PRIME MINISTER'S OFFICE  
2016





## 3.4.1 NUMBER OF INSTITUTIONS BY EDUCATION LEVEL AND DISTRICT, 2016

District	Vocational Technical	Higher Education	Total
<b>Total</b>	<b>1</b>	<b>0</b>	<b>1</b>
Brunei Muara	1	0	1
Tutong	0	0	0
Belait	0	0	0
Temburong	0	0	0

## 3.4.2 ENROLMENTS BY EDUCATION LEVEL AND DISTRICT, 2016

District	Vocational Technical			Higher Education			Total		
	MF	M	F	MF	M	F	MF	M	F
<b>Vocational Technical Total</b>	<b>47</b>	<b>19</b>	<b>28</b>	<b>0</b>	<b>0</b>	<b>0</b>	<b>47</b>	<b>19</b>	<b>28</b>
Brunei Muara	47	19	28	0	0	0	47	19	28
Tutong	0	0	0	0	0	0	0	0	0
Belait	0	0	0	0	0	0	0	0	0
Temburong	0	0	0	0	0	0	0	0	0

## 3.4.3 NUMBER OF INSTRUCTORS BY EDUCATION LEVEL AND DISTRICT, 2016

District	Vocational Technical			Higher Education			Total		
	MF	M	F	MF	M	F	MF	M	F
<b>Vocational Technical Total</b>	<b>15</b>	<b>4</b>	<b>11</b>	<b>0</b>	<b>0</b>	<b>0</b>	<b>15</b>	<b>4</b>	<b>11</b>
Brunei Muara	15	4	11	0	0	0	15	4	11
Tutong	0	0	0	0	0	0	0	0	0
Belait	0	0	0	0	0	0	0	0	0
Temburong	0	0	0	0	0	0	0	0	0

### 3.4.4 ENROLMENTS AND NUMBER OF INSTRUCTORS BY EDUCATION LEVEL, 2016

Education Level	Students			Instructors		
	MF	M	F	MF	M	F
<b>Vocational Technical Total</b>	<b>47</b>	<b>19</b>	<b>28</b>	<b>15</b>	<b>4</b>	<b>11</b>
Year 1	21	7	14			
Year 2	26	12	14	15	4	11
Year 3	0	0	0			

### 3.4.5 VOCATIONAL TECHNICAL ENROLMENTS BY EDUCATION LEVEL AND DISTRICT, 2016

District	Year 1			Year 2			Year 3			Total		
	MF	M	F	MF	M	F	MF	M	F	MF	M	F
<b>Vocational Technical Total</b>	<b>21</b>	<b>7</b>	<b>14</b>	<b>26</b>	<b>12</b>	<b>14</b>	<b>z</b>	<b>z</b>	<b>z</b>	<b>47</b>	<b>19</b>	<b>28</b>
Brunei Muara	21	7	14	26	12	14	z	z	z	47	19	28
Tutong	0	0	0	0	0	0	0	0	0	0	0	0
Belait	0	0	0	0	0	0	0	0	0	0	0	0
Temburong	0	0	0	0	0	0	0	0	0	0	0	0

### 3.4.6 VOCATIONAL TECHNICAL - NUMBER OF NEW AND REPEATERS, 2016

Education Level	New			Repeaters			Total		
	MF	M	F	MF	M	F	MF	M	F
<b>Vocational Technical Total</b>	<b>47</b>	<b>19</b>	<b>28</b>	<b>0</b>	<b>0</b>	<b>0</b>	<b>47</b>	<b>19</b>	<b>28</b>
Year 1	21	7	14	0	0	0	21	7	14
Year 2	26	12	14	0	0	0	26	12	14
Year 3	z	z	z	z	z	z	z	z	z

### 3.4.7 VOCATIONAL TECHNICAL ENROLMENTS BY AGE AND EDUCATION LEVEL, 2016

Education Level	Gender	Age (in years)																		Total	
		≤ 15	16	17	18	19	20	21	22	23	24	25	26	27	28	29	30-34	35-39	≥ 40		Unknown
<b>Vocational</b>	<b>MF</b>	0	0	2	8	5	4	7	4	3	3	2	1	0	0	1	3	4	0	0	47
<b>Technical</b>	<b>M</b>	0	0	1	5	3	4	1	2	0	0	0	0	0	0	1	1	1	0	0	19
<b>Total</b>	<b>F</b>	0	0	1	3	2	0	6	2	3	3	2	1	0	0	0	2	3	0	0	28
Year 1	<b>MF</b>	0	0	2	5	2	0	1	1	2	2	1	0	0	0	0	2	3	0	0	21
	<b>M</b>	0	0	1	4	1	0	1	0	0	0	0	0	0	0	0	0	0	0	0	7
	<b>F</b>	0	0	1	1	1	0	0	1	2	2	1	0	0	0	0	2	3	0	0	14
Year 2	<b>MF</b>	0	0	0	3	3	4	6	3	1	1	1	1	0	0	1	1	1	0	0	26
	<b>M</b>	0	0	0	1	2	4	0	2	0	0	0	0	0	0	1	1	1	0	0	12
	<b>F</b>	0	0	0	2	1	0	6	1	1	1	1	1	0	0	0	0	0	0	0	14
Year 3	<b>MF</b>	z	z	z	z	z	z	z	z	z	z	z	z	z	z	z	z	z	z	z	z
	<b>M</b>	z	z	z	z	z	z	z	z	z	z	z	z	z	z	z	z	z	z	z	z
	<b>F</b>	z	z	z	z	z	z	z	z	z	z	z	z	z	z	z	z	z	z	z	z

### 3.4.8 VOCATIONAL TECHNICAL ENROLMENTS BY RACE AND EDUCATION LEVEL, 2016

Education Level	Gender	Malay		Other Indigenous		Chinese		Others		Total		
		C	NC	C	NC	C	NC	C	NC	C	NC	CNC
<b>Vocational</b>	<b>MF</b>	44	3	0	0	0	0	0	0	44	3	47
<b>Technical</b>	<b>M</b>	16	3	0	0	0	0	0	0	16	3	19
<b>Total</b>	<b>F</b>	28	0	0	0	0	0	0	0	28	0	28
Year 1	<b>MF</b>	20	1	0	0	0	0	0	0	20	1	21
	<b>M</b>	6	1	0	0	0	0	0	0	6	1	7
	<b>F</b>	14	0	0	0	0	0	0	0	14	0	14
Year 2	<b>MF</b>	24	2	0	0	0	0	0	0	24	2	26
	<b>M</b>	10	2	0	0	0	0	0	0	10	2	12
	<b>F</b>	14	0	0	0	0	0	0	0	14	0	14
Year 3	<b>MF</b>	z	z	z	z	z	z	z	z	z	z	z
	<b>M</b>	z	z	z	z	z	z	z	z	z	z	z
	<b>F</b>	z	z	z	z	z	z	z	z	z	z	z

### 3.4.9 VOCATIONAL TECHNICAL INTAKE, ENROLMENTS AND GRADUATES BY AWARD LEVEL, 2016

Award Level	Intake			Enrolment			Graduates		
	MF	M	F	MF	M	F	MF	M	F
<b>Vocational Technical Total</b>	<b>21</b>	<b>7</b>	<b>14</b>	<b>47</b>	<b>19</b>	<b>28</b>	<b>0</b>	<b>0</b>	<b>0</b>
PLKPB Certificates	21	7	14	47	19	28	0	0	0

### 3.4.10 VOCATIONAL TECHNICAL ENROLMENTS BY AWARD LEVEL, 2016

Award Level	Year 1			Year 2			Year 3			Total		
	MF	M	F	MF	M	F	MF	M	F	MF	M	F
<b>Vocational Technical Total</b>	<b>21</b>	<b>7</b>	<b>14</b>	<b>26</b>	<b>12</b>	<b>14</b>	<b>z</b>	<b>z</b>	<b>z</b>	<b>47</b>	<b>19</b>	<b>28</b>
PLKPB Certificates	21	7	14	26	12	14	z	z	z	47	19	28

### 3.4.11 VOCATIONAL TECHNICAL ENROLMENTS BY COURSES / PROGRAMMES, 2016

Courses / Programmes	Education Level											
	Year 1			Year 2			Year 3			Total		
	MF	M	F	MF	M	F	MF	M	F	MF	M	F
<b>Vocational Technical Total</b>	<b>21</b>	<b>7</b>	<b>14</b>	<b>26</b>	<b>12</b>	<b>14</b>	<b>0</b>	<b>0</b>	<b>0</b>	<b>47</b>	<b>19</b>	<b>28</b>
<b>Sijil Pusat Latihan Kesenian dan Pertukangan Tangan Brunei (PLKPB)</b>	<b>21</b>	<b>7</b>	<b>14</b>	<b>26</b>	<b>12</b>	<b>14</b>	<b>0</b>	<b>0</b>	<b>0</b>	<b>47</b>	<b>19</b>	<b>28</b>
Bidang Seniukir dan Keris	1	1	0	5	5	0	0	0	0	6	6	0
Bidang Perak	2	1	1	3	2	1	0	0	0	5	3	2
Bidang Tembaga	0	0	0	2	2	0	0	0	0	2	2	0
Bidang Anyaman dan Songkok	7	4	3	5	2	3	0	0	0	12	6	6
Bidang Tenunan	8	0	8	6	0	6	0	0	0	14	0	14
Bidang Seni Batik	3	1	2	5	1	4	0	0	0	8	2	6



**3.4.12 VOCATIONAL TECHNICAL INSTRUCTORS BY ACADEMIC QUALIFICATION, TERMS OF SERVICE, AGE GROUP AND YEARS OF SERVICE, 2016**

Categories	Lecturers / Instructors								
	Citizen			Non Citizen			Total		
	MF	M	F	MF	M	F	MF	M	F
<b>Nationality</b>	<b>14</b>	<b>3</b>	<b>11</b>	<b>1</b>	<b>1</b>	<b>0</b>	<b>15</b>	<b>4</b>	<b>11</b>
<b>Academic Qualification</b>	<b>14</b>	<b>3</b>	<b>11</b>	<b>1</b>	<b>1</b>	<b>0</b>	<b>15</b>	<b>4</b>	<b>11</b>
Ph.D.	0	0	0	0	0	0	0	0	0
Master's Degree	0	0	0	1	1	0	1	1	0
Post Graduate Diploma	0	0	0	0	0	0	0	0	0
Bachelor's Degree	0	0	0	0	0	0	0	0	0
HND, AD, Level 5 Diploma or Equivalent	0	0	0	0	0	0	0	0	0
HNC	0	0	0	0	0	0	0	0	0
BDTVEC ND, Diploma, HNTec, BTEC	0	0	0	0	0	0	0	0	0
Level 3 Diploma or Equivalent	0	0	0	0	0	0	0	0	0
NTec, Skill Certificates or Equivalent	0	0	0	0	0	0	0	0	0
City & Guilds, ONC	1	1	0	0	0	0	1	1	0
BCGCE 'A' Level, STPU, SPS, STP	1	0	1	0	0	0	1	0	1
BCGCE 'O' Level, SPU, SPS	3	0	3	0	0	0	3	0	3
Below BCGCE 'O' Level	7	1	6	0	0	0	7	1	6
Others	2	1	1	0	0	0	2	1	1
<b>Trained and Untrained</b>	<b>14</b>	<b>3</b>	<b>11</b>	<b>1</b>	<b>1</b>	<b>0</b>	<b>15</b>	<b>4</b>	<b>11</b>
Trained Teachers	0	0	0	0	0	0	0	0	0
Untrained Teachers	14	3	11	1	1	0	15	4	11
<b>Terms of Service</b>	<b>14</b>	<b>3</b>	<b>11</b>	<b>1</b>	<b>1</b>	<b>0</b>	<b>15</b>	<b>4</b>	<b>11</b>
<b>Permanent:</b>									
Pension	0	0	0	0	0	0	0	0	0
TAP	8	0	8	0	0	0	8	0	8
Month to Month	6	3	3	0	0	0	6	3	3
Probation	0	0	0	0	0	0	0	0	0
Daily Paid	0	0	0	0	0	0	0	0	0
Contract	0	0	0	1	1	0	1	1	0
CFBT	0	0	0	0	0	0	0	0	0
<b>Age Group</b>	<b>14</b>	<b>3</b>	<b>11</b>	<b>1</b>	<b>1</b>	<b>0</b>	<b>15</b>	<b>4</b>	<b>11</b>
24 and below	0	0	0	0	0	0	0	0	0
25 - 29	0	0	0	0	0	0	0	0	0
30 -34	0	0	0	0	0	0	0	0	0
35 - 39	1	0	1	0	0	0	1	0	1
40 - 44	0	0	0	0	0	0	0	0	0
45 - 49	3	0	3	0	0	0	3	0	3
50 - 54	1	0	1	0	0	0	1	0	1
55 - 59	4	1	3	0	0	0	4	1	3
60 and Above	5	2	3	1	1	0	6	3	3
<b>Service (Years)</b>	<b>14</b>	<b>3</b>	<b>11</b>	<b>1</b>	<b>1</b>	<b>0</b>	<b>15</b>	<b>4</b>	<b>11</b>
Below 1	0	0	0	0	0	0	0	0	0
1 - 2	0	0	0	0	0	0	0	0	0
3 - 5	1	0	1	0	0	0	1	0	1
6 - 10	1	0	1	0	0	0	1	0	1
11 - 15	1	0	1	0	0	0	1	0	1
16 - 20	2	0	2	0	0	0	2	0	2
21 - 25	1	0	1	0	0	0	1	0	1
26 and Above	8	3	5	1	1	0	9	4	5



# SECTION 3.5

---

EDUCATION STATISTICS  
VOCATIONAL, TECHNICAL AND  
HIGHER INSTITUTIONS  
PRIVATE INSTITUTIONS  
2016





**3.5.1 NUMBER OF INSTITUTIONS BY EDUCATION LEVEL AND DISTRICT, 2016**

District	Vocational Technical	Higher Education	Total
<b>Total</b>	<b>4</b>	<b>2</b>	<b>5</b>
Brunei Muara	4	2	5
Tutong	0	0	0
Belait	0	0	0
Temburong	0	0	0

**3.5.2 ENROLMENTS BY EDUCATION LEVEL AND DISTRICT, 2016**

District	Vocational Technical			Higher Education			Total		
	MF	M	F	MF	M	F	MF	M	F
<b>Total</b>	<b>1151</b>	<b>527</b>	<b>624</b>	<b>1816</b>	<b>951</b>	<b>865</b>	<b>2967</b>	<b>1478</b>	<b>1489</b>
Brunei Muara	1151	527	624	1816	951	865	2967	1478	1489
Tutong	0	0	0	0	0	0	0	0	0
Belait	0	0	0	0	0	0	0	0	0
Temburong	0	0	0	0	0	0	0	0	0

**3.5.3 NUMBER OF INSTRUCTORS BY EDUCATION LEVEL AND DISTRICT, 2016**

District	Vocational Technical			Higher Education			Total		
	MF	M	F	MF	M	F	MF	M	F
<b>Total</b>	<b>79</b>	<b>26</b>	<b>53</b>	<b>84</b>	<b>40</b>	<b>44</b>	<b>163</b>	<b>66</b>	<b>97</b>
Brunei Muara	79	26	53	84	40	44	163	66	97
Tutong	0	0	0	0	0	0	0	0	0
Belait	0	0	0	0	0	0	0	0	0
Temburong	0	0	0	0	0	0	0	0	0

**3.5.4 ENROLMENTS AND NUMBER OF INSTRUCTORS BY EDUCATION LEVEL, 2016**

District	Students			Instructors		
	MF	M	F	MF	M	F
<b>Total</b>	<b>2967</b>	<b>1478</b>	<b>1489</b>	<b>163</b>	<b>66</b>	<b>97</b>
<b>Vocational Technical</b>	<b>1151</b>	<b>527</b>	<b>624</b>	<b>79</b>	<b>26</b>	<b>53</b>
Year 1	745	371	374	79	26	53
Year 2	362	146	216			
Year 3	44	10	34			
<b>Higher Education</b>	<b>1816</b>	<b>951</b>	<b>865</b>	<b>84</b>	<b>40</b>	<b>44</b>
Year 1	1051	575	476	84	40	44
Year 2	521	263	258			
Year 3	244	113	131			
Year 4	z	z	z			
Year 5	z	z	z			
Year 6	z	z	z			

### 3.5.5 VOCATIONAL TECHNICAL ENROLMENTS BY EDUCATION LEVEL AND DISTRICT, 2016

District	Year 1			Year 2			Year 3			Total		
	MF	M	F	MF	M	F	MF	M	F	MF	M	F
<b>Total</b>	<b>745</b>	<b>371</b>	<b>374</b>	<b>362</b>	<b>146</b>	<b>216</b>	<b>44</b>	<b>10</b>	<b>34</b>	<b>1151</b>	<b>527</b>	<b>624</b>
Brunei Muara	745	371	374	362	146	216	44	10	34	1151	527	624
Tutong	0	0	0	0	0	0	0	0	0	0	0	0
Belait	0	0	0	0	0	0	0	0	0	0	0	0
Temburong	0	0	0	0	0	0	0	0	0	0	0	0

### 3.5.6 HIGHER EDUCATION ENROLMENTS BY EDUCATION LEVEL AND DISTRICT, 2016

District	Year 1			Year 2			Year 3			Year 4			Year 5			Year 6			Total		
	MF	M	F	MF	M	F	MF	M	F	MF	M	F	MF	M	F	MF	M	F	MF	M	F
<b>Total</b>	<b>1051</b>	<b>575</b>	<b>476</b>	<b>521</b>	<b>263</b>	<b>258</b>	<b>244</b>	<b>113</b>	<b>131</b>	<b>z</b>	<b>z</b>	<b>z</b>	<b>z</b>	<b>z</b>	<b>z</b>	<b>1816</b>	<b>951</b>	<b>865</b>	<b>1816</b>	<b>951</b>	<b>865</b>
Brunei Muara	1051	575	476	521	263	258	244	113	131	z	z	z	z	z	z	1816	951	865	1816	951	865
Tutong	0	0	0	0	0	0	0	0	0	0	0	0	0	0	0	0	0	0	0	0	0
Belait	0	0	0	0	0	0	0	0	0	0	0	0	0	0	0	0	0	0	0	0	0
Temburong	0	0	0	0	0	0	0	0	0	0	0	0	0	0	0	0	0	0	0	0	0

### 3.5.7 VOCATIONAL TECHNICAL - NUMBER OF NEW AND REPEATERS, 2016

Education Level	New			Repeaters			Total		
	MF	M	F	MF	M	F	MF	M	F
<b>Vocational Technical Total</b>	<b>1145</b>	<b>521</b>	<b>624</b>	<b>6</b>	<b>6</b>	<b>0</b>	<b>1151</b>	<b>527</b>	<b>624</b>
<b>Year 1</b>	<b>745</b>	<b>371</b>	<b>374</b>	<b>0</b>	<b>0</b>	<b>0</b>	<b>745</b>	<b>371</b>	<b>374</b>
<b>Year 2</b>	<b>356</b>	<b>140</b>	<b>216</b>	<b>6</b>	<b>6</b>	<b>0</b>	<b>362</b>	<b>146</b>	<b>216</b>
<b>Year 3</b>	<b>44</b>	<b>10</b>	<b>34</b>	<b>0</b>	<b>0</b>	<b>0</b>	<b>44</b>	<b>10</b>	<b>34</b>
<b>CCCT</b>	<b>462</b>	<b>210</b>	<b>252</b>	<b>0</b>	<b>0</b>	<b>0</b>	<b>462</b>	<b>210</b>	<b>252</b>
Year 1	296	146	150	0	0	0	296	146	150
Year 2	142	58	84	0	0	0	142	58	84
Year 3	24	6	18	0	0	0	24	6	18
<b>KEMUDA Institute</b>	<b>219</b>	<b>99</b>	<b>120</b>	<b>0</b>	<b>0</b>	<b>0</b>	<b>219</b>	<b>99</b>	<b>120</b>
Year 1	190	87	103	0	0	0	190	87	103
Year 2	29	12	17	0	0	0	29	12	17
Year 3	0	0	0	0	0	0	0	0	0
<b>MIC</b>	<b>331</b>	<b>166</b>	<b>165</b>	<b>6</b>	<b>6</b>	<b>0</b>	<b>337</b>	<b>172</b>	<b>165</b>
Year 1	196	108	88	0	0	0	196	108	88
Year 2	126	56	70	6	6	0	132	62	70
Year 3	9	2	7	0	0	0	9	2	7
<b>BICPA</b>	<b>133</b>	<b>46</b>	<b>87</b>	<b>0</b>	<b>0</b>	<b>0</b>	<b>133</b>	<b>46</b>	<b>87</b>
Year 1	63	30	33	0	0	0	63	30	33
Year 2	59	14	45	0	0	0	59	14	45
Year 3	11	2	9	0	0	0	11	2	9

## 3.5.8 HIGHER EDUCATION - NUMBER OF NEW AND REPEATERS, 2016

Education Level	New			Repeaters			Total		
	MF	M	F	MF	M	F	MF	M	F
<b>Higher Education Total</b>	<b>1816</b>	<b>951</b>	<b>865</b>	<b>0</b>	<b>0</b>	<b>0</b>	<b>1816</b>	<b>951</b>	<b>865</b>
Year 1	1051	575	476	0	0	0	1051	575	476
Year 2	521	263	258	0	0	0	521	263	258
Year 3	244	113	131	0	0	0	244	113	131
Year 4	z	z	z	z	z	z	z	z	z
Year 5	z	z	z	z	z	z	z	z	z
Year 6	z	z	z	z	z	z	z	z	z
<b>Kolej IGS</b>	<b>516</b>	<b>276</b>	<b>240</b>	<b>0</b>	<b>0</b>	<b>0</b>	<b>516</b>	<b>276</b>	<b>240</b>
Year 1	187	103	84	0	0	0	187	103	84
Year 2	165	90	75	0	0	0	165	90	75
Year 3	164	83	81	0	0	0	164	83	81
Year 4	z	z	z	z	z	z	z	z	z
Year 5	z	z	z	z	z	z	z	z	z
Year 6	z	z	z	z	z	z	z	z	z
<b>LCB</b>	<b>1300</b>	<b>675</b>	<b>625</b>	<b>0</b>	<b>0</b>	<b>0</b>	<b>1300</b>	<b>675</b>	<b>625</b>
Year 1	864	472	392	0	0	0	864	472	392
Year 2	356	173	183	0	0	0	356	173	183
Year 3	80	30	50	0	0	0	80	30	50
Year 4	z	z	z	z	z	z	z	z	z
Year 5	z	z	z	z	z	z	z	z	z
Year 6	z	z	z	z	z	z	z	z	z

### 3.5.9 VOCATIONAL TECHNICAL ENROLMENTS BY AGE AND EDUCATION LEVEL, 2016

Education Level	Gender	Age (in years)																			Total
		≤ 15	16	17	18	19	20	21	22	23	24	25	26	27	28	29	30-34	35-39	≥ 40	Unknown	
<b>Vocational Technical Total</b>	<b>MF</b>	0	2	37	160	215	163	114	112	87	54	27	31	24	20	19	44	24	18	0	1151
	<b>M</b>	0	1	20	70	108	88	50	52	43	26	7	9	9	4	8	18	6	8	0	527
	<b>F</b>	0	1	17	90	107	75	64	60	44	28	20	22	15	16	11	26	18	10	0	624
Year 1	<b>MF</b>	0	2	36	145	179	124	69	68	44	32	11	9	6	3	2	10	4	1	0	745
	<b>M</b>	0	1	20	65	91	70	32	35	25	17	3	3	2	0	0	5	1	1	0	371
	<b>F</b>	0	1	16	80	88	54	37	33	19	15	8	6	4	3	2	5	3	0	0	374
Year 2	<b>MF</b>	0	0	1	15	36	39	43	41	39	21	14	19	17	15	12	26	11	13	0	362
	<b>M</b>	0	0	0	5	17	18	18	17	16	9	4	5	6	4	6	10	4	7	0	146
	<b>F</b>	0	0	1	10	19	21	25	24	23	12	10	14	11	11	6	16	7	6	0	216
Year 3	<b>MF</b>	0	0	0	0	0	0	2	3	4	1	2	3	1	2	5	8	9	4	0	44
	<b>M</b>	0	0	0	0	0	0	0	0	2	0	0	1	1	0	2	3	1	0	0	10
	<b>F</b>	0	0	0	0	0	0	2	3	2	1	2	2	0	2	3	5	8	4	0	34
<b>CCCT</b>	<b>MF</b>	0	2	10	28	73	68	37	41	38	30	16	14	15	15	16	26	20	13	0	462
	<b>M</b>	0	1	8	12	38	34	17	22	17	13	3	6	5	4	8	12	4	6	0	210
	<b>F</b>	0	1	2	16	35	34	20	19	21	17	13	8	10	11	8	14	16	7	0	252
Year 1	<b>MF</b>	0	2	10	28	73	58	30	31	21	20	6	4	3	2	0	5	3	0	0	296
	<b>M</b>	0	1	8	12	38	31	15	18	10	9	0	2	1	0	0	1	0	0	0	146
	<b>F</b>	0	1	2	16	35	27	15	13	11	11	6	2	2	2	0	4	3	0	0	150
Year 2	<b>MF</b>	0	0	0	0	0	10	7	10	17	10	10	10	12	13	11	14	8	10	0	142
	<b>M</b>	0	0	0	0	0	3	2	4	7	4	3	4	4	4	6	8	3	6	0	58
	<b>F</b>	0	0	0	0	0	7	5	6	10	6	7	6	8	9	5	6	5	4	0	84
Year 3	<b>MF</b>	0	0	0	0	0	0	0	0	0	0	0	0	0	0	5	7	9	3	0	24
	<b>M</b>	0	0	0	0	0	0	0	0	0	0	0	0	0	0	2	3	1	0	0	6
	<b>F</b>	0	0	0	0	0	0	0	0	0	0	0	0	0	0	3	4	8	3	0	18
<b>KEMUDA Institute</b>	<b>MF</b>	0	0	7	57	46	37	21	20	16	4	1	3	1	0	2	3	1	0	0	219
	<b>M</b>	0	0	2	27	20	18	8	9	9	2	0	0	0	0	0	3	1	0	0	99
	<b>F</b>	0	0	5	30	26	19	13	11	7	2	1	3	1	0	2	0	0	0	0	120
Year 1	<b>MF</b>	0	0	7	57	45	28	20	12	10	2	1	1	1	0	2	3	1	0	0	190
	<b>M</b>	0	0	2	27	19	14	7	6	7	1	0	0	0	0	0	3	1	0	0	87
	<b>F</b>	0	0	5	30	26	14	13	6	3	1	1	1	1	0	2	0	0	0	0	103
Year 2	<b>MF</b>	0	0	0	0	1	9	1	8	6	2	0	2	0	0	0	0	0	0	0	29
	<b>M</b>	0	0	0	0	1	4	1	3	2	1	0	0	0	0	0	0	0	0	0	12
	<b>F</b>	0	0	0	0	0	5	0	5	4	1	0	2	0	0	0	0	0	0	0	17
Year 3	<b>MF</b>	Z	Z	Z	Z	Z	Z	Z	Z	Z	Z	Z	Z	Z	Z	Z	Z	Z	Z	Z	Z
	<b>M</b>	Z	Z	Z	Z	Z	Z	Z	Z	Z	Z	Z	Z	Z	Z	Z	Z	Z	Z	Z	Z
	<b>F</b>	Z	Z	Z	Z	Z	Z	Z	Z	Z	Z	Z	Z	Z	Z	Z	Z	Z	Z	Z	Z



### 3.5.9 VOCATIONAL TECHNICAL ENROLMENTS BY AGE AND EDUCATION LEVEL, 2016

Education Level	Gender	Age (in years)																		Total	
		≤ 15	16	17	18	19	20	21	22	23	24	25	26	27	28	29	30-34	35-39	≥ 40		Unknown
<b>MIC</b>	<b>MF</b>	<b>0</b>	<b>0</b>	<b>9</b>	<b>63</b>	<b>86</b>	<b>54</b>	<b>37</b>	<b>33</b>	<b>26</b>	<b>12</b>	<b>5</b>	<b>4</b>	<b>3</b>	<b>0</b>	<b>0</b>	<b>4</b>	<b>1</b>	<b>0</b>	<b>0</b>	<b>337</b>
	<b>M</b>	<b>0</b>	<b>0</b>	<b>4</b>	<b>28</b>	<b>45</b>	<b>34</b>	<b>18</b>	<b>11</b>	<b>16</b>	<b>9</b>	<b>2</b>	<b>1</b>	<b>1</b>	<b>0</b>	<b>0</b>	<b>2</b>	<b>1</b>	<b>0</b>	<b>0</b>	<b>172</b>
	<b>F</b>	<b>0</b>	<b>0</b>	<b>5</b>	<b>35</b>	<b>41</b>	<b>20</b>	<b>19</b>	<b>22</b>	<b>10</b>	<b>3</b>	<b>3</b>	<b>3</b>	<b>2</b>	<b>0</b>	<b>0</b>	<b>2</b>	<b>0</b>	<b>0</b>	<b>0</b>	<b>165</b>
Year 1	<b>MF</b>	<b>0</b>	<b>0</b>	<b>9</b>	<b>51</b>	<b>54</b>	<b>35</b>	<b>8</b>	<b>14</b>	<b>13</b>	<b>7</b>	<b>2</b>	<b>1</b>	<b>2</b>	<b>0</b>	<b>0</b>	<b>0</b>	<b>0</b>	<b>0</b>	<b>0</b>	<b>196</b>
	<b>M</b>	<b>0</b>	<b>0</b>	<b>4</b>	<b>23</b>	<b>30</b>	<b>23</b>	<b>6</b>	<b>4</b>	<b>8</b>	<b>6</b>	<b>2</b>	<b>1</b>	<b>1</b>	<b>0</b>	<b>0</b>	<b>0</b>	<b>0</b>	<b>0</b>	<b>0</b>	<b>108</b>
	<b>F</b>	<b>0</b>	<b>0</b>	<b>5</b>	<b>28</b>	<b>24</b>	<b>12</b>	<b>2</b>	<b>10</b>	<b>5</b>	<b>1</b>	<b>0</b>	<b>0</b>	<b>1</b>	<b>0</b>	<b>0</b>	<b>0</b>	<b>0</b>	<b>0</b>	<b>0</b>	<b>88</b>
Year 2	<b>MF</b>	<b>0</b>	<b>0</b>	<b>0</b>	<b>12</b>	<b>32</b>	<b>19</b>	<b>28</b>	<b>17</b>	<b>10</b>	<b>5</b>	<b>2</b>	<b>2</b>	<b>1</b>	<b>0</b>	<b>0</b>	<b>3</b>	<b>1</b>	<b>0</b>	<b>0</b>	<b>132</b>
	<b>M</b>	<b>0</b>	<b>0</b>	<b>0</b>	<b>5</b>	<b>15</b>	<b>11</b>	<b>12</b>	<b>7</b>	<b>6</b>	<b>3</b>	<b>0</b>	<b>0</b>	<b>0</b>	<b>0</b>	<b>0</b>	<b>2</b>	<b>1</b>	<b>0</b>	<b>0</b>	<b>62</b>
	<b>F</b>	<b>0</b>	<b>0</b>	<b>0</b>	<b>7</b>	<b>17</b>	<b>8</b>	<b>16</b>	<b>10</b>	<b>4</b>	<b>2</b>	<b>2</b>	<b>2</b>	<b>1</b>	<b>0</b>	<b>0</b>	<b>1</b>	<b>0</b>	<b>0</b>	<b>0</b>	<b>70</b>
Year 3	<b>MF</b>	<b>0</b>	<b>0</b>	<b>0</b>	<b>0</b>	<b>0</b>	<b>0</b>	<b>1</b>	<b>2</b>	<b>3</b>	<b>0</b>	<b>1</b>	<b>1</b>	<b>0</b>	<b>0</b>	<b>0</b>	<b>1</b>	<b>0</b>	<b>0</b>	<b>0</b>	<b>9</b>
	<b>M</b>	<b>0</b>	<b>0</b>	<b>0</b>	<b>0</b>	<b>0</b>	<b>0</b>	<b>0</b>	<b>0</b>	<b>2</b>	<b>0</b>	<b>0</b>	<b>0</b>	<b>0</b>	<b>0</b>	<b>0</b>	<b>0</b>	<b>0</b>	<b>0</b>	<b>0</b>	<b>2</b>
	<b>F</b>	<b>0</b>	<b>0</b>	<b>0</b>	<b>0</b>	<b>0</b>	<b>0</b>	<b>1</b>	<b>2</b>	<b>1</b>	<b>0</b>	<b>1</b>	<b>1</b>	<b>0</b>	<b>0</b>	<b>0</b>	<b>1</b>	<b>0</b>	<b>0</b>	<b>0</b>	<b>7</b>
<b>BICPA</b>	<b>MF</b>	<b>0</b>	<b>0</b>	<b>11</b>	<b>12</b>	<b>10</b>	<b>4</b>	<b>19</b>	<b>18</b>	<b>7</b>	<b>8</b>	<b>5</b>	<b>10</b>	<b>5</b>	<b>5</b>	<b>1</b>	<b>11</b>	<b>2</b>	<b>5</b>	<b>0</b>	<b>133</b>
	<b>M</b>	<b>0</b>	<b>0</b>	<b>6</b>	<b>3</b>	<b>5</b>	<b>2</b>	<b>7</b>	<b>10</b>	<b>1</b>	<b>2</b>	<b>2</b>	<b>2</b>	<b>3</b>	<b>0</b>	<b>0</b>	<b>1</b>	<b>0</b>	<b>2</b>	<b>0</b>	<b>46</b>
	<b>F</b>	<b>0</b>	<b>0</b>	<b>5</b>	<b>9</b>	<b>5</b>	<b>2</b>	<b>12</b>	<b>8</b>	<b>6</b>	<b>6</b>	<b>3</b>	<b>8</b>	<b>2</b>	<b>5</b>	<b>1</b>	<b>10</b>	<b>2</b>	<b>3</b>	<b>0</b>	<b>87</b>
Year 1	<b>MF</b>	<b>0</b>	<b>0</b>	<b>10</b>	<b>9</b>	<b>7</b>	<b>3</b>	<b>11</b>	<b>11</b>	<b>0</b>	<b>3</b>	<b>2</b>	<b>3</b>	<b>0</b>	<b>1</b>	<b>0</b>	<b>2</b>	<b>0</b>	<b>1</b>	<b>0</b>	<b>63</b>
	<b>M</b>	<b>0</b>	<b>0</b>	<b>6</b>	<b>3</b>	<b>4</b>	<b>2</b>	<b>4</b>	<b>7</b>	<b>0</b>	<b>1</b>	<b>1</b>	<b>0</b>	<b>0</b>	<b>0</b>	<b>0</b>	<b>1</b>	<b>0</b>	<b>1</b>	<b>0</b>	<b>30</b>
	<b>F</b>	<b>0</b>	<b>0</b>	<b>4</b>	<b>6</b>	<b>3</b>	<b>1</b>	<b>7</b>	<b>4</b>	<b>0</b>	<b>2</b>	<b>1</b>	<b>3</b>	<b>0</b>	<b>1</b>	<b>0</b>	<b>1</b>	<b>0</b>	<b>0</b>	<b>0</b>	<b>33</b>
Year 2	<b>MF</b>	<b>0</b>	<b>0</b>	<b>1</b>	<b>3</b>	<b>3</b>	<b>1</b>	<b>7</b>	<b>6</b>	<b>6</b>	<b>4</b>	<b>2</b>	<b>5</b>	<b>4</b>	<b>2</b>	<b>1</b>	<b>9</b>	<b>2</b>	<b>3</b>	<b>0</b>	<b>59</b>
	<b>M</b>	<b>0</b>	<b>0</b>	<b>0</b>	<b>0</b>	<b>1</b>	<b>0</b>	<b>3</b>	<b>3</b>	<b>1</b>	<b>1</b>	<b>1</b>	<b>1</b>	<b>2</b>	<b>0</b>	<b>0</b>	<b>0</b>	<b>0</b>	<b>1</b>	<b>0</b>	<b>14</b>
	<b>F</b>	<b>0</b>	<b>0</b>	<b>1</b>	<b>3</b>	<b>2</b>	<b>1</b>	<b>4</b>	<b>3</b>	<b>5</b>	<b>3</b>	<b>1</b>	<b>4</b>	<b>2</b>	<b>2</b>	<b>1</b>	<b>9</b>	<b>2</b>	<b>2</b>	<b>0</b>	<b>45</b>
Year 3	<b>MF</b>	<b>0</b>	<b>0</b>	<b>0</b>	<b>0</b>	<b>0</b>	<b>0</b>	<b>1</b>	<b>1</b>	<b>1</b>	<b>1</b>	<b>1</b>	<b>2</b>	<b>1</b>	<b>2</b>	<b>0</b>	<b>0</b>	<b>0</b>	<b>1</b>	<b>0</b>	<b>11</b>
	<b>M</b>	<b>0</b>	<b>0</b>	<b>0</b>	<b>0</b>	<b>0</b>	<b>0</b>	<b>0</b>	<b>0</b>	<b>0</b>	<b>0</b>	<b>0</b>	<b>1</b>	<b>1</b>	<b>0</b>	<b>0</b>	<b>0</b>	<b>0</b>	<b>0</b>	<b>0</b>	<b>2</b>
	<b>F</b>	<b>0</b>	<b>0</b>	<b>0</b>	<b>0</b>	<b>0</b>	<b>0</b>	<b>1</b>	<b>1</b>	<b>1</b>	<b>1</b>	<b>1</b>	<b>1</b>	<b>0</b>	<b>2</b>	<b>0</b>	<b>0</b>	<b>0</b>	<b>1</b>	<b>0</b>	<b>9</b>

### 3.5.10 HIGHER EDUCATION ENROLMENTS BY AGE AND EDUCATION LEVEL, 2016

Education Level	Gender	Age (in years)																		Total
		16	17	18	19	20	21	22	23	24	25	26	27	28	29	30-34	35-39	≥ 40	Unknown	
<b>Higher Education Total</b>	<b>MF</b>	1	70	192	256	255	235	251	112	90	84	39	42	30	30	68	44	11	6	1816
	<b>M</b>	1	35	99	131	141	116	131	63	41	51	20	22	11	14	40	25	6	4	951
	<b>F</b>	0	35	93	125	114	119	120	49	49	33	19	20	19	16	28	19	5	2	865
Year 1	<b>MF</b>	1	69	182	210	178	126	91	37	30	33	15	10	9	12	32	14	0	2	1051
	<b>M</b>	1	35	94	109	106	71	47	20	13	24	7	8	5	7	17	11	0	0	575
	<b>F</b>	0	34	88	101	72	55	44	17	17	9	8	2	4	5	15	3	0	2	476
Year 2	<b>MF</b>	0	1	9	46	61	82	119	50	31	26	13	21	15	10	19	15	3	0	521
	<b>M</b>	0	0	5	22	28	32	65	31	14	13	9	11	6	5	12	8	2	0	263
	<b>F</b>	0	1	4	24	33	50	54	19	17	13	4	10	9	5	7	7	1	0	258
Year 3	<b>MF</b>	0	0	1	0	16	27	41	25	29	25	11	11	6	8	17	15	8	4	244
	<b>M</b>	0	0	0	0	7	13	19	12	14	14	4	3	0	2	11	6	4	4	113
	<b>F</b>	0	0	1	0	9	14	22	13	15	11	7	8	6	6	6	9	4	0	131
Year 4	<b>MF</b>	Z	Z	Z	Z	Z	Z	Z	Z	Z	Z	Z	Z	Z	Z	Z	Z	Z	Z	Z
	<b>M</b>	Z	Z	Z	Z	Z	Z	Z	Z	Z	Z	Z	Z	Z	Z	Z	Z	Z	Z	Z
	<b>F</b>	Z	Z	Z	Z	Z	Z	Z	Z	Z	Z	Z	Z	Z	Z	Z	Z	Z	Z	Z
Year 5	<b>MF</b>	Z	Z	Z	Z	Z	Z	Z	Z	Z	Z	Z	Z	Z	Z	Z	Z	Z	Z	Z
	<b>M</b>	Z	Z	Z	Z	Z	Z	Z	Z	Z	Z	Z	Z	Z	Z	Z	Z	Z	Z	Z
	<b>F</b>	Z	Z	Z	Z	Z	Z	Z	Z	Z	Z	Z	Z	Z	Z	Z	Z	Z	Z	Z
Year 6	<b>MF</b>	Z	Z	Z	Z	Z	Z	Z	Z	Z	Z	Z	Z	Z	Z	Z	Z	Z	Z	Z
	<b>M</b>	Z	Z	Z	Z	Z	Z	Z	Z	Z	Z	Z	Z	Z	Z	Z	Z	Z	Z	Z
	<b>F</b>	Z	Z	Z	Z	Z	Z	Z	Z	Z	Z	Z	Z	Z	Z	Z	Z	Z	Z	Z

### 3.5.10 HIGHER EDUCATION ENROLMENTS BY AGE AND EDUCATION LEVEL, 2016

Education Level	Gender	Age (in years)																	Unknown	Total
		16	17	18	19	20	21	22	23	24	25	26	27	28	29	30-34	35-39	≥ 40		
Kolej IGS	MF	1	17	30	44	72	62	65	46	44	32	18	17	7	7	24	14	10	6	516
	M	1	6	20	25	35	31	32	27	28	19	7	8	4	2	15	6	6	4	276
	F	0	11	10	19	37	31	33	19	16	13	11	9	3	5	9	8	4	2	240
Year 1	MF	1	16	25	28	36	16	22	11	4	7	5	2	1	0	8	3	0	2	187
	M	1	6	17	13	19	11	11	5	3	6	1	2	1	0	5	2	0	0	103
	F	0	10	8	15	17	5	11	6	1	1	4	0	0	0	3	1	0	2	84
Year 2	MF	0	1	4	16	23	32	24	22	16	6	4	6	3	0	5	1	2	0	165
	M	0	0	3	12	9	13	13	15	11	0	2	3	3	0	4	0	2	0	90
	F	0	1	1	4	14	19	11	7	5	6	2	3	0	0	1	1	0	0	75
Year 3	MF	0	0	1	0	13	14	19	13	24	19	9	9	3	7	11	10	8	4	164
	M	0	0	0	0	7	7	8	7	14	13	4	3	0	2	6	4	4	4	83
	F	0	0	1	0	6	7	11	6	10	6	5	6	3	5	5	6	4	0	81
Year 4	MF	z	z	z	z	z	z	z	z	z	z	z	z	z	z	z	z	z	z	z
	M	z	z	z	z	z	z	z	z	z	z	z	z	z	z	z	z	z	z	z
	F	z	z	z	z	z	z	z	z	z	z	z	z	z	z	z	z	z	z	z
Year 5	MF	z	z	z	z	z	z	z	z	z	z	z	z	z	z	z	z	z	z	z
	M	z	z	z	z	z	z	z	z	z	z	z	z	z	z	z	z	z	z	z
	F	z	z	z	z	z	z	z	z	z	z	z	z	z	z	z	z	z	z	z
Year 6	MF	z	z	z	z	z	z	z	z	z	z	z	z	z	z	z	z	z	z	z
	M	z	z	z	z	z	z	z	z	z	z	z	z	z	z	z	z	z	z	z
	F	z	z	z	z	z	z	z	z	z	z	z	z	z	z	z	z	z	z	z

### 3.5.10 HIGHER EDUCATION ENROLMENTS BY AGE AND EDUCATION LEVEL, 2016

Education Level	Gender	Age (in years)																	Unknown	Total
		16	17	18	19	20	21	22	23	24	25	26	27	28	29	30-34	35-39	≥ 40		
<b>LCB</b>	<b>MF</b>	<b>0</b>	<b>53</b>	<b>162</b>	<b>212</b>	<b>183</b>	<b>173</b>	<b>186</b>	<b>66</b>	<b>46</b>	<b>52</b>	<b>21</b>	<b>25</b>	<b>23</b>	<b>23</b>	<b>44</b>	<b>30</b>	<b>1</b>	<b>0</b>	<b>1300</b>
	<b>M</b>	<b>0</b>	<b>29</b>	<b>79</b>	<b>106</b>	<b>106</b>	<b>85</b>	<b>99</b>	<b>36</b>	<b>13</b>	<b>32</b>	<b>13</b>	<b>14</b>	<b>7</b>	<b>12</b>	<b>25</b>	<b>19</b>	<b>0</b>	<b>0</b>	<b>675</b>
	<b>F</b>	<b>0</b>	<b>24</b>	<b>83</b>	<b>106</b>	<b>77</b>	<b>88</b>	<b>87</b>	<b>30</b>	<b>33</b>	<b>20</b>	<b>8</b>	<b>11</b>	<b>16</b>	<b>11</b>	<b>19</b>	<b>11</b>	<b>1</b>	<b>0</b>	<b>625</b>
Year 1	<b>MF</b>	<b>0</b>	<b>53</b>	<b>157</b>	<b>182</b>	<b>142</b>	<b>110</b>	<b>69</b>	<b>26</b>	<b>26</b>	<b>26</b>	<b>10</b>	<b>8</b>	<b>8</b>	<b>12</b>	<b>24</b>	<b>11</b>	<b>0</b>	<b>0</b>	<b>864</b>
	<b>M</b>	<b>0</b>	<b>29</b>	<b>77</b>	<b>96</b>	<b>87</b>	<b>60</b>	<b>36</b>	<b>15</b>	<b>10</b>	<b>18</b>	<b>6</b>	<b>6</b>	<b>4</b>	<b>7</b>	<b>12</b>	<b>9</b>	<b>0</b>	<b>0</b>	<b>472</b>
	<b>F</b>	<b>0</b>	<b>24</b>	<b>80</b>	<b>86</b>	<b>55</b>	<b>50</b>	<b>33</b>	<b>11</b>	<b>16</b>	<b>8</b>	<b>4</b>	<b>2</b>	<b>4</b>	<b>5</b>	<b>12</b>	<b>2</b>	<b>0</b>	<b>0</b>	<b>392</b>
Year 2	<b>MF</b>	<b>0</b>	<b>0</b>	<b>5</b>	<b>30</b>	<b>38</b>	<b>50</b>	<b>95</b>	<b>28</b>	<b>15</b>	<b>20</b>	<b>9</b>	<b>15</b>	<b>12</b>	<b>10</b>	<b>14</b>	<b>14</b>	<b>1</b>	<b>0</b>	<b>356</b>
	<b>M</b>	<b>0</b>	<b>0</b>	<b>2</b>	<b>10</b>	<b>19</b>	<b>19</b>	<b>52</b>	<b>16</b>	<b>3</b>	<b>13</b>	<b>7</b>	<b>8</b>	<b>3</b>	<b>5</b>	<b>8</b>	<b>8</b>	<b>0</b>	<b>0</b>	<b>173</b>
	<b>F</b>	<b>0</b>	<b>0</b>	<b>3</b>	<b>20</b>	<b>19</b>	<b>31</b>	<b>43</b>	<b>12</b>	<b>12</b>	<b>7</b>	<b>2</b>	<b>7</b>	<b>9</b>	<b>5</b>	<b>6</b>	<b>6</b>	<b>1</b>	<b>0</b>	<b>183</b>
Year 3	<b>MF</b>	<b>0</b>	<b>0</b>	<b>0</b>	<b>0</b>	<b>3</b>	<b>13</b>	<b>22</b>	<b>12</b>	<b>5</b>	<b>6</b>	<b>2</b>	<b>2</b>	<b>3</b>	<b>1</b>	<b>6</b>	<b>5</b>	<b>0</b>	<b>0</b>	<b>80</b>
	<b>M</b>	<b>0</b>	<b>0</b>	<b>0</b>	<b>0</b>	<b>0</b>	<b>6</b>	<b>11</b>	<b>5</b>	<b>0</b>	<b>1</b>	<b>0</b>	<b>0</b>	<b>0</b>	<b>0</b>	<b>5</b>	<b>2</b>	<b>0</b>	<b>0</b>	<b>30</b>
	<b>F</b>	<b>0</b>	<b>0</b>	<b>0</b>	<b>0</b>	<b>3</b>	<b>7</b>	<b>11</b>	<b>7</b>	<b>5</b>	<b>5</b>	<b>2</b>	<b>2</b>	<b>3</b>	<b>1</b>	<b>1</b>	<b>3</b>	<b>0</b>	<b>0</b>	<b>50</b>
Year 4	<b>MF</b>	<b>z</b>	<b>z</b>	<b>z</b>	<b>z</b>	<b>z</b>	<b>z</b>	<b>z</b>	<b>z</b>	<b>z</b>	<b>z</b>	<b>z</b>	<b>z</b>	<b>z</b>	<b>z</b>	<b>z</b>	<b>z</b>	<b>z</b>	<b>z</b>	<b>z</b>
	<b>M</b>	<b>z</b>	<b>z</b>	<b>z</b>	<b>z</b>	<b>z</b>	<b>z</b>	<b>z</b>	<b>z</b>	<b>z</b>	<b>z</b>	<b>z</b>	<b>z</b>	<b>z</b>	<b>z</b>	<b>z</b>	<b>z</b>	<b>z</b>	<b>z</b>	<b>z</b>
	<b>F</b>	<b>z</b>	<b>z</b>	<b>z</b>	<b>z</b>	<b>z</b>	<b>z</b>	<b>z</b>	<b>z</b>	<b>z</b>	<b>z</b>	<b>z</b>	<b>z</b>	<b>z</b>	<b>z</b>	<b>z</b>	<b>z</b>	<b>z</b>	<b>z</b>	<b>z</b>
Year 5	<b>MF</b>	<b>z</b>	<b>z</b>	<b>z</b>	<b>z</b>	<b>z</b>	<b>z</b>	<b>z</b>	<b>z</b>	<b>z</b>	<b>z</b>	<b>z</b>	<b>z</b>	<b>z</b>	<b>z</b>	<b>z</b>	<b>z</b>	<b>z</b>	<b>z</b>	<b>z</b>
	<b>M</b>	<b>z</b>	<b>z</b>	<b>z</b>	<b>z</b>	<b>z</b>	<b>z</b>	<b>z</b>	<b>z</b>	<b>z</b>	<b>z</b>	<b>z</b>	<b>z</b>	<b>z</b>	<b>z</b>	<b>z</b>	<b>z</b>	<b>z</b>	<b>z</b>	<b>z</b>
	<b>F</b>	<b>z</b>	<b>z</b>	<b>z</b>	<b>z</b>	<b>z</b>	<b>z</b>	<b>z</b>	<b>z</b>	<b>z</b>	<b>z</b>	<b>z</b>	<b>z</b>	<b>z</b>	<b>z</b>	<b>z</b>	<b>z</b>	<b>z</b>	<b>z</b>	<b>z</b>
Year 6	<b>MF</b>	<b>z</b>	<b>z</b>	<b>z</b>	<b>z</b>	<b>z</b>	<b>z</b>	<b>z</b>	<b>z</b>	<b>z</b>	<b>z</b>	<b>z</b>	<b>z</b>	<b>z</b>	<b>z</b>	<b>z</b>	<b>z</b>	<b>z</b>	<b>z</b>	<b>z</b>
	<b>M</b>	<b>z</b>	<b>z</b>	<b>z</b>	<b>z</b>	<b>z</b>	<b>z</b>	<b>z</b>	<b>z</b>	<b>z</b>	<b>z</b>	<b>z</b>	<b>z</b>	<b>z</b>	<b>z</b>	<b>z</b>	<b>z</b>	<b>z</b>	<b>z</b>	<b>z</b>
	<b>F</b>	<b>z</b>	<b>z</b>	<b>z</b>	<b>z</b>	<b>z</b>	<b>z</b>	<b>z</b>	<b>z</b>	<b>z</b>	<b>z</b>	<b>z</b>	<b>z</b>	<b>z</b>	<b>z</b>	<b>z</b>	<b>z</b>	<b>z</b>	<b>z</b>	<b>z</b>

### 3.5.11 VOCATIONAL TECHNICAL ENROLMENTS BY RACE AND EDUCATION LEVEL, 2016

Education	Gender	Race								Total		
		Malay		Other Indigenous		Chinese		Others				
		C	NC	C	NC	C	NC	C	NC	C	NC	CNC
<b>Vocational Technical Total</b>	MF	998	2	16	0	58	57	5	15	1077	74	1151
	M	474	1	8	0	26	12	3	3	511	16	527
	F	524	1	8	0	32	45	2	12	566	58	624
Year 1	MF	652	2	13	0	35	27	4	12	704	41	745
	M	330	1	7	0	18	10	3	2	358	13	371
	F	322	1	6	0	17	17	1	10	346	28	374
Year 2	MF	311	0	3	0	18	26	1	3	333	29	362
	M	135	0	1	0	7	2	0	1	143	3	146
	F	176	0	2	0	11	24	1	2	190	26	216
Year 3	MF	35	0	0	0	5	4	0	0	40	4	44
	M	9	0	0	0	1	0	0	0	10	0	10
	F	26	0	0	0	4	4	0	0	30	4	34
<b>CCCT</b>	MF	452	1	0	0	0	2	0	7	452	10	462
	M	208	1	0	0	0	1	0	0	208	2	210
	F	244	0	0	0	0	1	0	7	244	8	252
Year 1	MF	286	1	0	0	0	2	0	7	286	10	296
	M	144	1	0	0	0	1	0	0	144	2	146
	F	142	0	0	0	0	1	0	7	142	8	150
Year 2	MF	142	0	0	0	0	0	0	0	142	0	142
	M	58	0	0	0	0	0	0	0	58	0	58
	F	84	0	0	0	0	0	0	0	84	0	84
Year 3	MF	24	0	0	0	0	0	0	0	24	0	24
	M	6	0	0	0	0	0	0	0	6	0	6
	F	18	0	0	0	0	0	0	0	18	0	18
<b>KEMUDA INSTITUTE</b>	MF	201	0	9	0	5	1	3	0	218	1	219
	M	92	0	3	0	2	1	1	0	98	1	99
	F	109	0	6	0	3	0	2	0	120	0	120
Year 1	MF	174	0	8	0	5	1	2	0	189	1	190
	M	80	0	3	0	2	1	1	0	86	1	87
	F	94	0	5	0	3	0	1	0	103	0	103
Year 2	MF	27	0	1	0	0	0	1	0	29	0	29
	M	12	0	0	0	0	0	0	0	12	0	12
	F	15	0	1	0	0	0	1	0	17	0	17
Year 3	MF	z	z	z	z	z	z	z	z	z	z	z
	M	z	z	z	z	z	z	z	z	z	z	z
	F	z	z	z	z	z	z	z	z	z	z	z
<b>MIC</b>	MF	313	1	7	0	8	3	2	3	330	7	337
	M	157	0	5	0	4	3	2	1	168	4	172
	F	156	1	2	0	4	0	0	2	162	3	165
Year 1	MF	179	1	5	0	3	3	2	3	189	7	196
	M	96	0	4	0	2	3	2	1	104	4	108
	F	83	1	1	0	1	0	0	2	85	3	88
Year 2	MF	125	0	2	0	5	0	0	0	132	0	132
	M	59	0	1	0	2	0	0	0	62	0	62
	F	66	0	1	0	3	0	0	0	70	0	70
Year 3	MF	9	0	0	0	0	0	0	0	9	0	9
	M	2	0	0	0	0	0	0	0	2	0	2
	F	7	0	0	0	0	0	0	0	7	0	7
<b>BICPA</b>	MF	32	0	0	0	45	51	0	5	77	56	133
	M	17	0	0	0	20	7	0	2	37	9	46
	F	15	0	0	0	25	44	0	3	40	47	87
Year 1	MF	13	0	0	0	27	21	0	2	40	23	63
	M	10	0	0	0	14	5	0	1	24	6	30
	F	3	0	0	0	13	16	0	1	16	17	33
Year 2	MF	17	0	0	0	13	26	0	3	30	29	59
	M	6	0	0	0	5	2	0	1	11	3	14
	F	11	0	0	0	8	24	0	2	19	26	45
Year 3	MF	2	0	0	0	5	4	0	0	7	4	11
	M	1	0	0	0	1	0	0	0	2	0	2
	F	1	0	0	0	4	4	0	0	5	4	9

### 3.5.12 HIGHER EDUCATION ENROLMENTS BY RACE AND EDUCATION LEVEL, 2016

Education Level	Gender	Race										
		Malay		Other Indigenous		Chinese		Others		Total		
		C	NC	C	NC	C	NC	C	NC	C	NC	CNC
<b>Higher Education Total</b>	<b>MF</b>	1777	0	4	0	21	2	1	11	1803	13	1816
	<b>M</b>	934	0	2	0	10	1	0	4	946	5	951
	<b>F</b>	843	0	2	0	11	1	1	7	857	8	865
Year 1	<b>MF</b>	1036	0	1	0	7	2	0	5	1044	7	1051
	<b>M</b>	568	0	1	0	3	1	0	2	572	3	575
	<b>F</b>	468	0	0	0	4	1	0	3	472	4	476
Year 2	<b>MF</b>	509	0	1	0	7	0	1	3	518	3	521
	<b>M</b>	259	0	0	0	3	0	0	1	262	1	263
	<b>F</b>	250	0	1	0	4	0	1	2	256	2	258
Year 3	<b>MF</b>	232	0	2	0	7	0	0	3	241	3	244
	<b>M</b>	107	0	1	0	4	0	0	1	112	1	113
	<b>F</b>	125	0	1	0	3	0	0	2	129	2	131
Year 4	<b>MF</b>	z	z	z	z	z	z	z	z	z	z	z
	<b>M</b>	z	z	z	z	z	z	z	z	z	z	z
	<b>F</b>	z	z	z	z	z	z	z	z	z	z	z
Year 5	<b>MF</b>	z	z	z	z	z	z	z	z	z	z	z
	<b>M</b>	z	z	z	z	z	z	z	z	z	z	z
	<b>F</b>	z	z	z	z	z	z	z	z	z	z	z
Year 6	<b>MF</b>	z	z	z	z	z	z	z	z	z	z	z
	<b>M</b>	z	z	z	z	z	z	z	z	z	z	z
	<b>F</b>	z	z	z	z	z	z	z	z	z	z	z
<b>Kolej IGS</b>	<b>MF</b>	503	0	4	0	5	0	1	3	513	3	516
	<b>M</b>	268	0	2	0	4	0	0	2	274	2	276
	<b>F</b>	235	0	2	0	1	0	1	1	239	1	240
Year 1	<b>MF</b>	185	0	1	0	0	0	0	1	186	1	187
	<b>M</b>	101	0	1	0	0	0	0	1	102	1	103
	<b>F</b>	84	0	0	0	0	0	0	0	84	0	84
Year 2	<b>MF</b>	160	0	1	0	3	0	1	0	165	0	165
	<b>M</b>	88	0	0	0	2	0	0	0	90	0	90
	<b>F</b>	72	0	1	0	1	0	1	0	75	0	75
Year 3	<b>MF</b>	158	0	2	0	2	0	0	2	162	2	164
	<b>M</b>	79	0	1	0	2	0	0	1	82	1	83
	<b>F</b>	79	0	1	0	0	0	0	1	80	1	81
Year 4	<b>MF</b>	z	z	z	z	z	z	z	z	z	z	z
	<b>M</b>	z	z	z	z	z	z	z	z	z	z	z
	<b>F</b>	z	z	z	z	z	z	z	z	z	z	z
Year 5	<b>MF</b>	z	z	z	z	z	z	z	z	z	z	z
	<b>M</b>	z	z	z	z	z	z	z	z	z	z	z
	<b>F</b>	z	z	z	z	z	z	z	z	z	z	z
Year 6	<b>MF</b>	z	z	z	z	z	z	z	z	z	z	z
	<b>M</b>	z	z	z	z	z	z	z	z	z	z	z
	<b>F</b>	z	z	z	z	z	z	z	z	z	z	z

**3.5.12 HIGHER EDUCATION ENROLMENTS BY RACE AND EDUCATION LEVEL, 2016**

Education Level	Gender	Race										
		Malay		Other Indigenous		Chinese		Others		Total		
		C	NC	C	NC	C	NC	C	NC	C	NC	CNC
<b>LCB</b>	<b>MF</b>	<b>1274</b>	<b>0</b>	<b>0</b>	<b>0</b>	<b>16</b>	<b>2</b>	<b>0</b>	<b>8</b>	<b>1290</b>	<b>10</b>	<b>1300</b>
	<b>M</b>	<b>666</b>	<b>0</b>	<b>0</b>	<b>0</b>	<b>6</b>	<b>1</b>	<b>0</b>	<b>2</b>	<b>672</b>	<b>3</b>	<b>675</b>
	<b>F</b>	<b>608</b>	<b>0</b>	<b>0</b>	<b>0</b>	<b>10</b>	<b>1</b>	<b>0</b>	<b>6</b>	<b>618</b>	<b>7</b>	<b>625</b>
Year 1	<b>MF</b>	<b>851</b>	<b>0</b>	<b>0</b>	<b>0</b>	<b>7</b>	<b>2</b>	<b>0</b>	<b>4</b>	<b>858</b>	<b>6</b>	<b>864</b>
	<b>M</b>	467	0	0	0	3	1	0	1	470	2	472
	<b>F</b>	384	0	0	0	4	1	0	3	388	4	392
Year 2	<b>MF</b>	<b>349</b>	<b>0</b>	<b>0</b>	<b>0</b>	<b>4</b>	<b>0</b>	<b>0</b>	<b>3</b>	<b>353</b>	<b>3</b>	<b>356</b>
	<b>M</b>	171	0	0	0	1	0	0	1	172	1	173
	<b>F</b>	178	0	0	0	3	0	0	2	181	2	183
Year 3	<b>MF</b>	<b>74</b>	<b>0</b>	<b>0</b>	<b>0</b>	<b>5</b>	<b>0</b>	<b>0</b>	<b>1</b>	<b>79</b>	<b>1</b>	<b>80</b>
	<b>M</b>	28	0	0	0	2	0	0	0	30	0	30
	<b>F</b>	46	0	0	0	3	0	0	1	49	1	50
Year 4	<b>MF</b>	<b>z</b>	<b>z</b>	<b>z</b>	<b>z</b>	<b>z</b>	<b>z</b>	<b>z</b>	<b>z</b>	<b>z</b>	<b>z</b>	<b>z</b>
	<b>M</b>	z	z	z	z	z	z	z	z	z	z	z
	<b>F</b>	z	z	z	z	z	z	z	z	z	z	z
Year 5	<b>MF</b>	<b>z</b>	<b>z</b>	<b>z</b>	<b>z</b>	<b>z</b>	<b>z</b>	<b>z</b>	<b>z</b>	<b>z</b>	<b>z</b>	<b>z</b>
	<b>M</b>	z	z	z	z	z	z	z	z	z	z	z
	<b>F</b>	z	z	z	z	z	z	z	z	z	z	z
Year 6	<b>MF</b>	<b>z</b>	<b>z</b>	<b>z</b>	<b>z</b>	<b>z</b>	<b>z</b>	<b>z</b>	<b>z</b>	<b>z</b>	<b>z</b>	<b>z</b>
	<b>M</b>	z	z	z	z	z	z	z	z	z	z	z
	<b>F</b>	z	z	z	z	z	z	z	z	z	z	z

### 3.5.13 VOCATIONAL TECHNICAL INTAKE, ENROLMENTS AND GRADUATES BY INSTITUTION AND AWARD LEVEL, 2016

Award Level	Intake			Enrolment			Graduates		
	MF	M	F	MF	M	F	MF	M	F
<b>Vocational Technical Total</b>	<b>745</b>	<b>371</b>	<b>374</b>	<b>1151</b>	<b>527</b>	<b>624</b>	<b>822</b>	<b>415</b>	<b>407</b>
Higher National Diploma	0	0	0	77	21	56	65	43	22
Higher National Certificate	88	46	42	134	60	74	0	0	0
Diploma / National Diploma	378	181	197	624	293	331	290	131	159
Bridging Course	43	27	16	43	27	16	0	0	0
NTec / Skill Certificates / Certificates*	236	117	119	236	117	119	467	241	226
Professional	0	0	0	37	9	28	0	0	0
<b>CCCT</b>	<b>296</b>	<b>146</b>	<b>150</b>	<b>462</b>	<b>210</b>	<b>252</b>	<b>474</b>	<b>258</b>	<b>216</b>
Higher National Diploma	0	0	0	68	19	49	34	27	7
Higher National Certificate	0	0	0	0	0	0	0	0	0
Diploma / National Diploma	235	113	122	333	158	175	144	71	73
Bridging Course	43	27	16	43	27	16	0	0	0
NTec / Skill Certificates / Certificates*	18	6	12	18	6	12	296	160	136
Professional	0	0	0	0	0	0	0	0	0
<b>KEMUDA Institute</b>	<b>190</b>	<b>87</b>	<b>103</b>	<b>219</b>	<b>99</b>	<b>120</b>	<b>84</b>	<b>36</b>	<b>48</b>
Higher National Diploma	0	0	0	0	0	0	0	0	0
Higher National Certificate	0	0	0	13	7	6	0	0	0
Diploma / National Diploma	76	33	43	92	38	54	9	4	5
Bridging Course	0	0	0	0	0	0	0	0	0
NTec / Skill Certificates / Certificates*	114	54	60	114	54	60	75	32	43
Professional	0	0	0	0	0	0	0	0	0
<b>MIC</b>	<b>196</b>	<b>108</b>	<b>88</b>	<b>337</b>	<b>172</b>	<b>165</b>	<b>264</b>	<b>121</b>	<b>143</b>
Higher National Diploma	0	0	0	9	2	7	31	16	15
Higher National Certificate	25	16	9	25	16	9	0	0	0
Diploma / National Diploma	67	35	32	199	97	102	137	56	81
Bridging Course	0	0	0	0	0	0	0	0	0
NTec / Skill Certificates / Certificates*	104	57	47	104	57	47	96	49	47
Professional	0	0	0	0	0	0	0	0	0
<b>BICPA</b>	<b>63</b>	<b>30</b>	<b>33</b>	<b>133</b>	<b>46</b>	<b>87</b>	<b>0</b>	<b>0</b>	<b>0</b>
Higher National Diploma	0	0	0	0	0	0	0	0	0
Higher National Certificate	63	30	33	96	37	59	0	0	0
Diploma / National Diploma	0	0	0	0	0	0	0	0	0
Bridging Course	0	0	0	0	0	0	0	0	0
NTec / Skill Certificates / Certificates*	0	0	0	0	0	0	0	0	0
Professional	0	0	0	37	9	28	0	0	0

**Note:**

Bridging courses also including courses equivalent to 'A' Level.

\* Certificates including BTEC level 2 Diploma, NCC Level 3 Diploma.

No data for Skill Certificates.



### 3.5.14 VOCATIONAL TECHNICAL ENROLMENTS BY INSTITUTION AND AWARD LEVEL 2016

Award Level	Year 1			Year 2			Year 3			Total		
	MF	M	F	MF	M	F	MF	M	F	MF	M	F
<b>Vocational Technical Total</b>	<b>745</b>	<b>371</b>	<b>374</b>	<b>362</b>	<b>146</b>	<b>216</b>	<b>44</b>	<b>10</b>	<b>34</b>	<b>1151</b>	<b>527</b>	<b>624</b>
Higher National Diploma	0	0	0	44	13	31	33	8	25	77	21	56
Higher National Certificate	88	46	42	46	14	32	0	0	0	134	60	74
Diploma / National Diploma	378	181	197	246	112	134	0	0	0	624	293	331
Bridging Course	43	27	16	0	0	0	0	0	0	43	27	16
NTec / Skill Certificates / Certificates*	236	117	119	0	0	0	0	0	0	236	117	119
Professional	0	0	0	26	7	19	11	2	9	37	9	28
<b>CCCT</b>	<b>296</b>	<b>146</b>	<b>150</b>	<b>142</b>	<b>58</b>	<b>84</b>	<b>24</b>	<b>6</b>	<b>18</b>	<b>462</b>	<b>210</b>	<b>252</b>
Higher National Diploma	0	0	0	44	13	31	24	6	18	68	19	49
Higher National Certificate	0	0	0	0	0	0	0	0	0	0	0	0
Diploma / National Diploma	235	113	122	98	45	53	0	0	0	333	158	175
Bridging Course	43	27	16	0	0	0	0	0	0	43	27	16
NTec / Skill Certificates / Certificates*	18	6	12	0	0	0	0	0	0	18	6	12
Professional	0	0	0	0	0	0	0	0	0	0	0	0
<b>Kemuda Institute</b>	<b>190</b>	<b>87</b>	<b>103</b>	<b>29</b>	<b>12</b>	<b>17</b>	<b>0</b>	<b>0</b>	<b>0</b>	<b>219</b>	<b>99</b>	<b>120</b>
Higher National Diploma	0	0	0	0	0	0	0	0	0	0	0	0
Higher National Certificate	0	0	0	13	7	6	0	0	0	13	7	6
Diploma / National Diploma	76	33	43	16	5	11	0	0	0	92	38	54
Bridging Course	0	0	0	0	0	0	0	0	0	0	0	0
NTec / Skill Certificates / Certificates*	114	54	60	0	0	0	0	0	0	114	54	60
Professional	0	0	0	0	0	0	0	0	0	0	0	0
<b>MIC</b>	<b>196</b>	<b>108</b>	<b>88</b>	<b>132</b>	<b>62</b>	<b>70</b>	<b>9</b>	<b>2</b>	<b>7</b>	<b>337</b>	<b>172</b>	<b>165</b>
Higher National Diploma	0	0	0	0	0	0	9	2	7	9	2	7
Higher National Certificate	25	16	9	0	0	0	0	0	0	25	16	9
Diploma / National Diploma	67	35	32	132	62	70	0	0	0	199	97	102
Bridging Course	0	0	0	0	0	0	0	0	0	0	0	0
NTec / Skill Certificates / Certificates*	104	57	47	0	0	0	0	0	0	104	57	47
Professional	0	0	0	0	0	0	0	0	0	0	0	0
<b>BICPA</b>	<b>63</b>	<b>30</b>	<b>33</b>	<b>59</b>	<b>14</b>	<b>45</b>	<b>11</b>	<b>2</b>	<b>9</b>	<b>133</b>	<b>46</b>	<b>87</b>
Higher National Diploma	0	0	0	0	0	0	0	0	0	0	0	0
Higher National Certificate	63	30	33	33	7	26	0	0	0	96	37	59
Diploma / National Diploma	0	0	0	0	0	0	0	0	0	0	0	0
Bridging Course	0	0	0	0	0	0	0	0	0	0	0	0
NTec / Skill Certificates / Certificates*	0	0	0	0	0	0	0	0	0	0	0	0
Professional	0	0	0	26	7	19	11	2	9	37	9	28

**Note:**

\* Certificates including BTEC level 2 Diploma, NCC Level 3 Diploma.

No data for Skill Certificates.

**3.5.15 VOCATIONAL TECHNICAL ENROLMENTS BY YEAR  
INSTITUTION AND COURSES / PROGRAMMES, 2016**

**3.5.15.1 COSMOPOLITAN COLLEGE COMMERCE AND TECHNOLOGY SDN BHD (CCCT)**

Courses / Programmes	Education Level											
	Year 1			Year 2			Year 3			Total		
	MF	M	F	MF	M	F	MF	M	F	MF	M	F
<b>Total</b>	<b>296</b>	<b>146</b>	<b>150</b>	<b>142</b>	<b>58</b>	<b>84</b>	<b>24</b>	<b>6</b>	<b>18</b>	<b>462</b>	<b>210</b>	<b>252</b>
HND in Business Management	0	0	0	35	11	24	24	6	18	59	17	42
HND in Computing	0	0	0	9	2	7	0	0	0	9	2	7
BDTVEC Diploma in Information Technology	75	44	31	66	34	32	0	0	0	141	78	63
BDTVEC Diploma in Business and Finance	26	5	21	32	11	21	0	0	0	58	16	42
Foundation for Higher Certificate	43	27	16	0	0	0	0	0	0	43	27	16
SC3 in Business and Finance	0	0	0	0	0	0	0	0	0	0	0	0
SC2 in Information Technology	0	0	0	0	0	0	0	0	0	0	0	0
SC2 in Business and Administration	0	0	0	0	0	0	0	0	0	0	0	0
NCC Level 4 Diploma in Business	80	29	51	0	0	0	0	0	0	80	29	51
NCC Level 3 Diploma in Business	18	6	12	0	0	0	0	0	0	18	6	12
International Diploma in Gaming and Animation	54	35	19	0	0	0	0	0	0	54	35	19

**3.5.15.2 KEMUDA INSTITUTE**

Courses / Programmes	Education Level											
	Year 1			Year 2			Year 3			Total		
	MF	M	F	MF	M	F	MF	M	F	MF	M	F
<b>Total</b>	<b>190</b>	<b>87</b>	<b>103</b>	<b>29</b>	<b>12</b>	<b>17</b>	<b>0</b>	<b>0</b>	<b>0</b>	<b>219</b>	<b>99</b>	<b>120</b>
NCC Level 5 Diploma in Business IT	0	0	0	13	7	6	0	0	0	13	7	6
NCC Level 4 Diploma in Business IT	0	0	0	0	0	0	0	0	0	0	0	0
NCC Level 4 Diploma in Computing	69	33	36	0	0	0	0	0	0	69	33	36
NCC Level 3 Diploma in Computing	114	54	60	0	0	0	0	0	0	114	54	60
BDTVEC Diploma in Information Technology	7	0	7	16	5	11	0	0	0	23	5	18
BDTVEC Skill Certificate 3 in Information Technology	0	0	0	0	0	0	0	0	0	0	0	0
BDTVEC Skill Certificate 2 in Information Technology	0	0	0	0	0	0	0	0	0	0	0	0

### 3.5.15 VOCATIONAL TECHNICAL ENROLMENTS BY YEAR INSTITUTION AND COURSES / PROGRAMMES, 2016

#### 3.5.15.3 MICRONET INTERNATIONAL COLLEGE (MIC)

Courses / Programmes	Education Level											
	Year 1			Year 2			Year 3			Total		
	MF	M	F	MF	M	F	MF	M	F	MF	M	F
<b>Total</b>	<b>196</b>	<b>108</b>	<b>88</b>	<b>132</b>	<b>62</b>	<b>70</b>	<b>9</b>	<b>2</b>	<b>7</b>	<b>337</b>	<b>172</b>	<b>165</b>
NCC Education Level 4 Diploma in Computing [NCC L4DC]	67	35	32	0	0	0	0	0	0	67	35	32
NCC Education Level 5 Diploma in Computing [NCC L5DC]	25	16	9	0	0	0	0	0	0	25	16	9
NCC Education Level 3 Diploma In Computing	104	57	47	0	0	0	0	0	0	104	57	47
BDTVEC Skill Certificate 3 in Information Technology	0	0	0	0	0	0	0	0	0	0	0	0
BDTVEC Diploma in Information Technology	0	0	0	132	62	70	0	0	0	132	62	70
BDTVEC Higher National Diploma in Computing	0	0	0	0	0	0	9	2	7	9	2	7

#### 3.5.15.4 BICPA-FTMS ACCOUNTANCY ACADEMY SDN.BHD

Courses / Programmes	Education Level											
	Year 1			Year 2			Year 3			Total		
	MF	M	F	MF	M	F	MF	M	F	MF	M	F
<b>Total</b>	<b>63</b>	<b>30</b>	<b>33</b>	<b>59</b>	<b>14</b>	<b>45</b>	<b>11</b>	<b>2</b>	<b>9</b>	<b>133</b>	<b>46</b>	<b>87</b>
CAT Qualification	0	0	0	0	0	0	0	0	0	0	0	0
Introductory Level	43	19	24	0	0	0	0	0	0	43	19	24
Intermediate Level	20	11	9	0	0	0	0	0	0	20	11	9
Advanced Level	0	0	0	33	7	26	0	0	0	33	7	26
ACCA Qualification	0	0	0	0	0	0	0	0	0	0	0	0
Fundamental Skills Level	0	0	0	26	7	19	0	0	0	26	7	19
Professional Level	0	0	0	0	0	0	11	2	9	11	2	9

**3.5.16 HIGHER EDUCATION INTAKE, ENROLMENTS AND GRADUATES BY INSTITUTION AND FIELD OF EDUCATION, 2016**

Field of Education	Intake			Enrolments			Graduates		
	MF	M	F		M			M	
<b>Higher Education Total</b>	<b>1051</b>	<b>575</b>	<b>476</b>	<b>1816</b>	<b>951</b>	<b>865</b>	<b>1205</b>	<b>566</b>	<b>639</b>
<b>Bachelor's Degree Total</b>	<b>268</b>	<b>128</b>	<b>140</b>	<b>706</b>	<b>342</b>	<b>364</b>	<b>176</b>	<b>71</b>	<b>105</b>
Business & Administration	167	60	107	409	161	248	136	45	91
Information and Communication Technology	46	30	16	166	99	67	40	26	14
Computing	55	38	17	131	82	49	0	0	0
<b>Higher National Diploma Total</b>	<b>208</b>	<b>118</b>	<b>90</b>	<b>413</b>	<b>218</b>	<b>195</b>	<b>294</b>	<b>146</b>	<b>148</b>
Business & Administration	98	47	51	190	92	98	100	42	58
Information and Communication Technology	0	0	0	0	0	0	38	20	18
Services	15	4	11	43	6	37	52	20	32
Computing	95	67	28	180	120	60	104	64	40
<b>Higher National Certificate Total</b>	<b>4</b>	<b>3</b>	<b>1</b>	<b>4</b>	<b>3</b>	<b>1</b>	<b>0</b>	<b>0</b>	<b>0</b>
Computing	4	3	1	4	3	1	0	0	0
<b>Diploma Total</b>	<b>46</b>	<b>28</b>	<b>18</b>	<b>168</b>	<b>90</b>	<b>78</b>	<b>260</b>	<b>111</b>	<b>149</b>
Business & Administration	0	0	0	20	8	12	100	31	69
Information and Communication Technology	46	28	18	148	82	66	160	80	80
<b>National Diploma Total</b>	<b>254</b>	<b>148</b>	<b>106</b>	<b>254</b>	<b>148</b>	<b>106</b>	<b>123</b>	<b>49</b>	<b>74</b>
Business & Administration	149	81	68	149	81	68	108	45	63
Services	17	6	11	17	6	11	15	4	11
Computing	88	61	27	88	61	27	0	0	0
<b>Certificate Total</b>	<b>43</b>	<b>19</b>	<b>24</b>	<b>43</b>	<b>19</b>	<b>24</b>	<b>0</b>	<b>0</b>	<b>0</b>
Information and Communication Technology	43	19	24	43	19	24	0	0	0
<b>Skill Certificate 3 Total</b>	<b>0</b>	<b>0</b>	<b>0</b>	<b>0</b>	<b>0</b>	<b>0</b>	<b>114</b>	<b>57</b>	<b>57</b>
Business & Administration	0	0	0	0	0	0	24	10	14
Information and Communication Technology	0	0	0	0	0	0	90	47	43
<b>Skill Certificate 2 Total</b>	<b>0</b>	<b>0</b>	<b>0</b>	<b>0</b>	<b>0</b>	<b>0</b>	<b>75</b>	<b>51</b>	<b>24</b>
Business & Administration	0	0	0	0	0	0	16	11	5
Information and Communication Technology	0	0	0	0	0	0	59	40	19
<b>Level 2 Certificate Total</b>	<b>107</b>	<b>66</b>	<b>41</b>	<b>107</b>	<b>66</b>	<b>41</b>	<b>88</b>	<b>49</b>	<b>39</b>
Business & Administration	107	66	41	107	66	41	88	49	39
<b>Non Graduating Program Total</b>	<b>121</b>	<b>65</b>	<b>56</b>	<b>121</b>	<b>65</b>	<b>56</b>	<b>75</b>	<b>32</b>	<b>43</b>
University Foundation Course	96	47	49	96	47	49	75	32	43
Foundation in Business	8	3	5	8	3	5	0	0	0
Foundation in Information Technology	17	15	2	17	15	2	0	0	0

### 3.5.17 HIGHER EDUCATION INTAKE, ENROLMENTS AND GRADUATES BY INSTITUTION AND PROGRAMMES, 2016

#### 3.5.17.1 KOLEJ INTERNATIONAL GRADUATE STUDIES (KIGS)

Field of Education	Intake			Enrolment			Graduates		
	MF	M	F	MF	M	F	MF	M	F
<b>KIGS Total</b>	<b>187</b>	<b>103</b>	<b>84</b>	<b>516</b>	<b>276</b>	<b>240</b>	<b>638</b>	<b>298</b>	<b>340</b>
<b>Bachelor's Degree Total</b>	<b>73</b>	<b>38</b>	<b>35</b>	<b>280</b>	<b>149</b>	<b>131</b>	<b>116</b>	<b>44</b>	<b>72</b>
<b>Business &amp; Administration</b>	<b>27</b>	<b>8</b>	<b>19</b>	<b>114</b>	<b>50</b>	<b>64</b>	<b>76</b>	<b>18</b>	<b>58</b>
LUCT Bachelor In Business Administration	24	7	17	103	45	58	0	0	0
LUCT Bachelor of Business (Hons) Accounting	3	1	2	11	5	6	6	1	5
LUCT Bachelor In Business Administration (Hons)	0	0	0	0	0	0	70	17	53
<b>Information and Communication Technology</b>	<b>46</b>	<b>30</b>	<b>16</b>	<b>166</b>	<b>99</b>	<b>67</b>	<b>40</b>	<b>26</b>	<b>14</b>
LUCT Bachelor of Science (Hons) in Software Engineering with Multimedia	20	12	8	69	37	32	6	5	1
LUCT Bachelor of Science (Hons) in Information Technology	26	18	8	97	62	35	34	21	13
<b>Higher National Diploma Total</b>	<b>0</b>	<b>0</b>	<b>0</b>	<b>0</b>	<b>0</b>	<b>0</b>	<b>73</b>	<b>35</b>	<b>38</b>
<b>Business &amp; Administration</b>	<b>0</b>	<b>0</b>	<b>0</b>	<b>0</b>	<b>0</b>	<b>0</b>	<b>35</b>	<b>15</b>	<b>20</b>
BDTVEC Higher National Diploma in Business (Accounting)	0	0	0	0	0	0	5	3	2
BDTVEC Higher National Diploma In Business Management	0	0	0	0	0	0	30	12	18
<b>Information and Communication Technology</b>	<b>0</b>	<b>0</b>	<b>0</b>	<b>0</b>	<b>0</b>	<b>0</b>	<b>38</b>	<b>20</b>	<b>18</b>
BDTVEC Higher National Diploma In Computing	0	0	0	0	0	0	38	20	18
<b>Diploma Total</b>	<b>46</b>	<b>28</b>	<b>18</b>	<b>168</b>	<b>90</b>	<b>78</b>	<b>260</b>	<b>111</b>	<b>149</b>
<b>Business &amp; Administration</b>	<b>0</b>	<b>0</b>	<b>0</b>	<b>20</b>	<b>8</b>	<b>12</b>	<b>100</b>	<b>31</b>	<b>69</b>
BDTVEC Diploma in Business and Finance	0	0	0	16	7	9	53	19	34
BDTVEC Diploma in Office Administration	0	0	0	4	1	3	20	7	13
BDTVEC Diploma In Business Accountancy	0	0	0	0	0	0	15	3	12
BDTVEC Diploma In Business Entrepreneurship	0	0	0	0	0	0	4	1	3
BDTVEC Diploma in Business Marketing	0	0	0	0	0	0	8	1	7
<b>Information and Communication Technology</b>	<b>46</b>	<b>28</b>	<b>18</b>	<b>148</b>	<b>82</b>	<b>66</b>	<b>160</b>	<b>80</b>	<b>80</b>
LUCT Diploma in Animation and Multimedia Design	13	7	6	23	9	14	0	0	0
LUCT Diploma in Graphic Design Technology	21	15	6	53	31	22	0	0	0
LUCT Diploma in Advertising, Multimedia And Broadcasting	7	3	4	19	11	8	0	0	0
LUCT Diploma Interactive Multimedia Design	5	3	2	5	3	2	0	0	0
BDTVEC Diploma in Computer Network	0	0	0	0	0	0	10	6	4
BDTVEC Diploma in Information Technology	0	0	0	48	28	20	150	74	76
BDTVEC National Diploma in Computer Studies	0	0	0	0	0	0	0		
<b>Certificate Total</b>	<b>43</b>	<b>19</b>	<b>24</b>	<b>43</b>	<b>19</b>	<b>24</b>	<b>0</b>	<b>0</b>	<b>0</b>
<b>Information and Communication Technology</b>	<b>20</b>	<b>19</b>	<b>24</b>	<b>20</b>	<b>19</b>	<b>24</b>	<b>0</b>	<b>0</b>	<b>0</b>
Certificate of Electronic Media Production	20	9	11	20	9	11	0	0	0
Certificate of Arts & Design	23	10	13	23	10	13	0	0	0
<b>Skill Certificate 3 Total</b>	<b>0</b>	<b>0</b>	<b>0</b>	<b>0</b>	<b>0</b>	<b>0</b>	<b>114</b>	<b>57</b>	<b>57</b>
<b>Business &amp; Administration</b>	<b>0</b>	<b>0</b>	<b>0</b>	<b>0</b>	<b>0</b>	<b>0</b>	<b>24</b>	<b>10</b>	<b>14</b>
BDTVEC Skill Certificate 3 in Business Administration	0	0	0	0	0	0	24	10	14
<b>Information and Communication Technology</b>	<b>0</b>	<b>0</b>	<b>0</b>	<b>0</b>	<b>0</b>	<b>0</b>	<b>90</b>	<b>47</b>	<b>43</b>
BDTVEC Skill Certificate 3 in Information Technology	0	0	0	0	0	0	90	47	43

### 3.5.17 HIGHER EDUCATION INTAKE, ENROLMENTS AND GRADUATES BY INSTITUTION AND PROGRAMMES, 2016

#### 3.5.17.1 KOLEJ INTERNATIONAL GRADUATE STUDIES (KIGS)

Field of Education	Intake			Enrolment			Graduates		
	MF	M	F	MF	M	F	MF	M	F
<b>Skill Certificate 2 Total</b>	<b>0</b>	<b>0</b>	<b>0</b>	<b>0</b>	<b>0</b>	<b>0</b>	<b>75</b>	<b>51</b>	<b>24</b>
<b>Business &amp; Administration</b>	<b>0</b>	<b>0</b>	<b>0</b>	<b>0</b>	<b>0</b>	<b>0</b>	<b>16</b>	<b>11</b>	<b>5</b>
BDTVEC Skill Certificate 2 in Business Administration	0	0	0	0	0	0	16	11	5
<b>Information and Communication Technology</b>	<b>0</b>	<b>0</b>	<b>0</b>	<b>0</b>	<b>0</b>	<b>0</b>	<b>59</b>	<b>40</b>	<b>19</b>
BDTVEC Skill Certificate 2 in Information Technology	0	0	0	0	0	0	59	40	19
<b>Foundation Programme Total</b>	<b>25</b>	<b>18</b>	<b>7</b>	<b>25</b>	<b>18</b>	<b>7</b>	<b>0</b>	<b>0</b>	<b>0</b>
<b>Business &amp; Administration</b>	<b>8</b>	<b>3</b>	<b>5</b>	<b>8</b>	<b>3</b>	<b>5</b>	<b>0</b>	<b>0</b>	<b>0</b>
Foundation in Business	8	3	5	8	3	5	0	0	0
<b>Information and Communication Technology</b>	<b>17</b>	<b>15</b>	<b>2</b>	<b>17</b>	<b>15</b>	<b>2</b>	<b>0</b>	<b>0</b>	<b>0</b>
Foundation in Information Technology	17	15	2	17	15	2	0	0	0

#### 3.5.17.2 LAKSAMANA COLLEGE OF BUSINESS (LCB)

Field of Education	Intake			Enrolment			Graduates		
	MF	M	F	MF	M	F	MF	M	F
<b>LCB Total</b>	<b>864</b>	<b>472</b>	<b>392</b>	<b>1300</b>	<b>675</b>	<b>625</b>	<b>567</b>	<b>268</b>	<b>299</b>
<b>Bachelor's Degree Total</b>	<b>195</b>	<b>90</b>	<b>105</b>	<b>426</b>	<b>193</b>	<b>233</b>	<b>60</b>	<b>27</b>	<b>33</b>
<b>Business &amp; Administration</b>	<b>140</b>	<b>52</b>	<b>88</b>	<b>295</b>	<b>111</b>	<b>184</b>	<b>60</b>	<b>27</b>	<b>33</b>
BA Common Year 1	140	52	88	140	52	88	60	27	33
BA (Hons) Accounting & Finance	0	0	0	40	17	23	0	0	0
BA (Hons) Business Management	0	0	0	89	35	54	0	0	0
BA (Hons) Marketing	0	0	0	26	7	19	0	0	0
<b>Computing</b>	<b>55</b>	<b>38</b>	<b>17</b>	<b>131</b>	<b>82</b>	<b>49</b>	<b>0</b>	<b>0</b>	<b>0</b>
BA (Hons) Computer Science	55	38	17	131	82	49	0	0	0
BA (Hons) Computer Science	0	0	0	0	0	0	0	0	0
<b>Higher National Diploma Total</b>	<b>208</b>	<b>118</b>	<b>90</b>	<b>413</b>	<b>218</b>	<b>195</b>	<b>221</b>	<b>111</b>	<b>110</b>
<b>Business &amp; Administration</b>	<b>98</b>	<b>47</b>	<b>51</b>	<b>190</b>	<b>92</b>	<b>98</b>	<b>65</b>	<b>27</b>	<b>38</b>
Pearson BTEC Level 5 HND in Business (Accounting/Marketing)	98	47	51	190	92	98	65	27	38
Pearson BTEC Level 5 HND in Business (Marketing)	0	0	0	0	0	0	0	0	0
Pearson BTEC Level 5 HND in Business (Accounting)	0	0	0	0	0	0	0	0	0
<b>Computing</b>	<b>95</b>	<b>67</b>	<b>28</b>	<b>180</b>	<b>120</b>	<b>60</b>	<b>104</b>	<b>64</b>	<b>40</b>
Pearson BTEC Level 5 HND in Computing & Systems Development	95	67	28	180	120	60	104	64	40
<b>Services</b>	<b>15</b>	<b>4</b>	<b>11</b>	<b>43</b>	<b>6</b>	<b>37</b>	<b>52</b>	<b>20</b>	<b>32</b>
Pearson BTEC Level 5 HND in Hospitality	15	4	11	43	6	37	52	20	32
<b>Higher National Certificate Total</b>	<b>4</b>	<b>3</b>	<b>1</b>	<b>4</b>	<b>3</b>	<b>1</b>	<b>0</b>	<b>0</b>	<b>0</b>
<b>Computing</b>	<b>4</b>	<b>3</b>	<b>1</b>	<b>4</b>	<b>3</b>	<b>1</b>	<b>0</b>	<b>0</b>	<b>0</b>
Pearson BTEC Level 4 HNC in Computing & System Development	4	3	1	4	3	1	0	0	0
<b>National Diploma Total</b>	<b>254</b>	<b>148</b>	<b>106</b>	<b>254</b>	<b>148</b>	<b>106</b>	<b>123</b>	<b>49</b>	<b>74</b>
<b>Business &amp; Administration</b>	<b>149</b>	<b>81</b>	<b>68</b>	<b>149</b>	<b>81</b>	<b>68</b>	<b>108</b>	<b>45</b>	<b>63</b>
Pearson BTEC Level 3 Diploma in Business	149	81	68	149	81	68	108	45	63
<b>Computing</b>	<b>88</b>	<b>61</b>	<b>27</b>	<b>88</b>	<b>61</b>	<b>27</b>	<b>0</b>	<b>0</b>	<b>0</b>
Pearson BTEC Level 3 Diploma in IT	88	61	27	88	61	27	0	0	0
<b>Services</b>	<b>17</b>	<b>6</b>	<b>11</b>	<b>17</b>	<b>6</b>	<b>11</b>	<b>15</b>	<b>4</b>	<b>11</b>
BTEC Pearson Level 3 Diploma in Hospitality	17	6	11	17	6	11	15	4	11
<b>Level 2 Certificate Total</b>	<b>107</b>	<b>66</b>	<b>41</b>	<b>107</b>	<b>66</b>	<b>41</b>	<b>88</b>	<b>49</b>	<b>39</b>
<b>Business &amp; Administration</b>	<b>107</b>	<b>66</b>	<b>41</b>	<b>107</b>	<b>66</b>	<b>41</b>	<b>88</b>	<b>49</b>	<b>39</b>
Pearson BTEC Level 2 Certificate in Business	107	66	41	107	66	41	88	49	39
<b>Non Graduating Program Total</b>	<b>96</b>	<b>47</b>	<b>49</b>	<b>96</b>	<b>47</b>	<b>49</b>	<b>75</b>	<b>32</b>	<b>43</b>
University Foundation Course	96	47	49	96	47	49	75	32	43

## 3.5.18 HIGHER EDUCATION ENROLMENTS BY INSTITUTIONS AND PROGRAMMES, 2016

## 3.5.18.1 KOLEJ INTERNATIONAL GRADUATE STUDIES (KIGS)

Programme	Year 1			Year 2			Year 3			Total		
	MF	M	F	MF	M	F	MF	M	F	MF	M	F
<b>KIGS Total</b>	<b>187</b>	<b>103</b>	<b>84</b>	<b>165</b>	<b>90</b>	<b>75</b>	<b>164</b>	<b>83</b>	<b>81</b>	<b>516</b>	<b>276</b>	<b>240</b>
<b>Bachelor's Degree Total</b>	<b>73</b>	<b>38</b>	<b>35</b>	<b>76</b>	<b>42</b>	<b>34</b>	<b>131</b>	<b>69</b>	<b>62</b>	<b>280</b>	<b>149</b>	<b>131</b>
<b>Business &amp; Administration</b>	<b>27</b>	<b>8</b>	<b>19</b>	<b>27</b>	<b>12</b>	<b>15</b>	<b>60</b>	<b>30</b>	<b>30</b>	<b>114</b>	<b>50</b>	<b>64</b>
LUCT Bachelor In Business Administration	24	7	17	26	11	15	53	27	26	103	45	58
LUCT Bachelor of Business (Hons) Accounting	3	1	2	1	1	0	7	3	4	11	5	6
LUCT Bachelor In Business Administration (Hons)	0	0	0	0	0	0	0	0	0	0	0	0
<b>Information and Communication Technology</b>	<b>46</b>	<b>30</b>	<b>16</b>	<b>49</b>	<b>30</b>	<b>19</b>	<b>71</b>	<b>39</b>	<b>32</b>	<b>166</b>	<b>99</b>	<b>67</b>
LUCT Bachelor of Science (Hons) in Software Engineering with Multimedia	20	12	8	14	8	6	35	17	18	69	37	32
LUCT Bachelor of Science (Hons) in Information Technology	26	18	8	35	22	13	36	22	14	97	62	35
<b>Higher National Diploma Total</b>	<b>0</b>	<b>0</b>	<b>0</b>	<b>0</b>	<b>0</b>	<b>0</b>	<b>0</b>	<b>0</b>	<b>0</b>	<b>0</b>	<b>0</b>	<b>0</b>
<b>Business &amp; Administration</b>	<b>0</b>	<b>0</b>	<b>0</b>	<b>0</b>	<b>0</b>	<b>0</b>	<b>0</b>	<b>0</b>	<b>0</b>	<b>0</b>	<b>0</b>	<b>0</b>
BDTVEC Higher National Diploma in Business (Accounting)	0	0	0	0	0	0	0	0	0	0	0	0
BDTVEC Higher National Diploma In Business Management	0	0	0	0	0	0	0	0	0	0	0	0
<b>Information and Communication Technology</b>	<b>0</b>	<b>0</b>	<b>0</b>	<b>0</b>	<b>0</b>	<b>0</b>	<b>0</b>	<b>0</b>	<b>0</b>	<b>0</b>	<b>0</b>	<b>0</b>
BDTVEC Higher National Diploma In Computing	0	0	0	0	0	0	0	0	0	0	0	0
<b>Computing</b>	<b>0</b>	<b>0</b>	<b>0</b>	<b>0</b>	<b>0</b>	<b>0</b>	<b>0</b>	<b>0</b>	<b>0</b>	<b>0</b>	<b>0</b>	<b>0</b>
BDTVEC Higher National Diploma In Computing	0	0	0	0	0	0	0	0	0	0	0	0
<b>Diploma Total</b>	<b>46</b>	<b>28</b>	<b>18</b>	<b>89</b>	<b>48</b>	<b>41</b>	<b>33</b>	<b>14</b>	<b>19</b>	<b>168</b>	<b>90</b>	<b>78</b>
<b>Business &amp; Administration</b>	<b>0</b>	<b>0</b>	<b>0</b>	<b>20</b>	<b>8</b>	<b>12</b>	<b>0</b>	<b>0</b>	<b>0</b>	<b>20</b>	<b>8</b>	<b>12</b>
BDTVEC Diploma in Business and Finance	0	0	0	16	7	9	0	0	0	16	7	9
BDTVEC Diploma in Office Administration	0	0	0	4	1	3	0	0	0	4	1	3
BDTVEC Diploma In Business Accountancy	0	0	0	0	0	0	0	0	0	0	0	0
BDTVEC Diploma In Business Entrepreneurship	0	0	0	0	0	0	0	0	0	0	0	0
BDTVEC Diploma in Business Marketing	0	0	0	0	0	0	0	0	0	0	0	0
<b>Information and Communication Technology</b>	<b>46</b>	<b>28</b>	<b>18</b>	<b>69</b>	<b>40</b>	<b>29</b>	<b>33</b>	<b>14</b>	<b>19</b>	<b>148</b>	<b>82</b>	<b>66</b>
LUCT Diploma in Animation and Multimedia Design	13	7	6	4	1	3	6	1	5	23	9	14
LUCT Diploma in Graphic Design Technology	21	15	6	17	11	6	15	5	10	53	31	22
LUCT Diploma in Advertising, Multimedia And Broadcasting	7	3	4	0	0	0	12	8	4	19	11	8
LUCT Diploma Interactive Multimedia Design	5	3	2	0	0	0	0	0	0	5	3	2
BDTVEC Diploma in Computer Network	0	0	0	0	0	0	0	0	0	0	0	0
BDTVEC Diploma in Information Technology	0	0	0	48	28	20	0	0	0	48	28	20
<b>Certificate Total</b>	<b>43</b>	<b>19</b>	<b>24</b>	<b>0</b>	<b>0</b>	<b>0</b>	<b>0</b>	<b>0</b>	<b>0</b>	<b>43</b>	<b>19</b>	<b>24</b>
<b>Information and Communication Technology</b>	<b>43</b>	<b>19</b>	<b>24</b>	<b>0</b>	<b>0</b>	<b>0</b>	<b>0</b>	<b>0</b>	<b>0</b>	<b>43</b>	<b>19</b>	<b>24</b>
Certificate of Electronic Media Production	20	9	11	0	0	0	0	0	0	20	9	11
Certificate of Arts & Design	23	10	13	0	0	0	0	0	0	23	10	13
<b>Skill Certificate 3 Total</b>	<b>0</b>	<b>0</b>	<b>0</b>	<b>0</b>	<b>0</b>	<b>0</b>	<b>0</b>	<b>0</b>	<b>0</b>	<b>0</b>	<b>0</b>	<b>0</b>
<b>Business &amp; Administration</b>	<b>0</b>	<b>0</b>	<b>0</b>	<b>0</b>	<b>0</b>	<b>0</b>	<b>0</b>	<b>0</b>	<b>0</b>	<b>0</b>	<b>0</b>	<b>0</b>
BDTVEC Skill Certificate 3 in Business Administration	0	0	0	0	0	0	0	0	0	0	0	0
<b>Information and Communication Technology</b>	<b>0</b>	<b>0</b>	<b>0</b>	<b>0</b>	<b>0</b>	<b>0</b>	<b>0</b>	<b>0</b>	<b>0</b>	<b>0</b>	<b>0</b>	<b>0</b>
BDTVEC Skill Certificate 3 in Information Technology	0	0	0	0	0	0	0	0	0	0	0	0
<b>Skill Certificate 2 Total</b>	<b>0</b>	<b>0</b>	<b>0</b>	<b>0</b>	<b>0</b>	<b>0</b>	<b>0</b>	<b>0</b>	<b>0</b>	<b>0</b>	<b>0</b>	<b>0</b>
<b>Business &amp; Administration</b>	<b>0</b>	<b>0</b>	<b>0</b>	<b>0</b>	<b>0</b>	<b>0</b>	<b>0</b>	<b>0</b>	<b>0</b>	<b>0</b>	<b>0</b>	<b>0</b>
BDTVEC Skill Certificate 2 in Business Administration	0	0	0	0	0	0	0	0	0	0	0	0
<b>Information and Communication Technology</b>	<b>0</b>	<b>0</b>	<b>0</b>	<b>0</b>	<b>0</b>	<b>0</b>	<b>0</b>	<b>0</b>	<b>0</b>	<b>0</b>	<b>0</b>	<b>0</b>
BDTVEC Skill Certificate 2 in Information Technology	0	0	0	0	0	0	0	0	0	0	0	0

## 3.5.18 HIGHER EDUCATION ENROLMENTS BY INSTITUTIONS AND PROGRAMMES, 2016

## 3.5.18.1 KOLEJ INTERNATIONAL GRADUATE STUDIES (KIGS)

Programme	Year 1			Year 2			Year 3			Total		
	MF	M	F	MF	M	F	MF	M	F	MF	M	F
<b>Foundation Programme Total</b>	<b>25</b>	<b>18</b>	<b>7</b>	<b>0</b>	<b>0</b>	<b>0</b>	<b>0</b>	<b>0</b>	<b>0</b>	<b>25</b>	<b>18</b>	<b>7</b>
<b>Business &amp; Administration</b>	<b>8</b>	<b>3</b>	<b>5</b>	<b>0</b>	<b>0</b>	<b>0</b>	<b>0</b>	<b>0</b>	<b>0</b>	<b>8</b>	<b>3</b>	<b>5</b>
Foundation in Business	8	3	5	0	0	0	0	0	0	8	3	5
<b>Information and Communication Technology</b>	<b>17</b>	<b>15</b>	<b>2</b>	<b>0</b>	<b>0</b>	<b>0</b>	<b>0</b>	<b>0</b>	<b>0</b>	<b>17</b>	<b>15</b>	<b>2</b>
Foundation in Information Technology	17	15	2	0	0	0	0	0	0	17	15	2

## 3.5.18.2 LAKSAMANA COLLEGE OF BUSINESS (LCB)

Programme	Year 1			Year 2			Year 3			Total		
	MF	M	F	MF	M	F	MF	M	F	MF	M	F
<b>LCB Total</b>	<b>864</b>	<b>472</b>	<b>392</b>	<b>356</b>	<b>173</b>	<b>183</b>	<b>80</b>	<b>30</b>	<b>50</b>	<b>1300</b>	<b>675</b>	<b>625</b>
<b>Bachelor's Degree Total</b>	<b>195</b>	<b>90</b>	<b>105</b>	<b>151</b>	<b>73</b>	<b>78</b>	<b>80</b>	<b>30</b>	<b>50</b>	<b>426</b>	<b>193</b>	<b>233</b>
<b>Business &amp; Administration</b>	<b>140</b>	<b>52</b>	<b>88</b>	<b>104</b>	<b>46</b>	<b>58</b>	<b>51</b>	<b>13</b>	<b>38</b>	<b>295</b>	<b>111</b>	<b>184</b>
BA Common Year 1	140	52	88	0	0	0	0	0	0	140	52	88
BA (Hons) Accounting & Finance (Second Year)	0	0	0	30	14	16	10	3	7	40	17	23
BA (Hons) Business Management (Second Year)	0	0	0	54	25	29	35	10	25	89	35	54
BA (Hons) Marketing (Second Year)	0	0	0	20	7	13	6	0	6	26	7	19
<b>Computing</b>	<b>55</b>	<b>38</b>	<b>17</b>	<b>47</b>	<b>27</b>	<b>20</b>	<b>29</b>	<b>17</b>	<b>12</b>	<b>131</b>	<b>82</b>	<b>49</b>
BA (Hons) Computer Science (First Year)	55	38	17	47	27	20	29	17	12	131	82	49
BA (Hons) Computer Science (Second Year)	0	0	0	0	0	0	0	0	0	0	0	0
<b>Higher National Diploma Total</b>	<b>208</b>	<b>118</b>	<b>90</b>	<b>205</b>	<b>100</b>	<b>105</b>	<b>0</b>	<b>0</b>	<b>0</b>	<b>413</b>	<b>218</b>	<b>195</b>
<b>Business &amp; Administration</b>	<b>98</b>	<b>47</b>	<b>51</b>	<b>92</b>	<b>45</b>	<b>47</b>	<b>0</b>	<b>0</b>	<b>0</b>	<b>190</b>	<b>92</b>	<b>98</b>
Pearson BTEC Level 5 HND in Business (Accounting/Marketing)	98	47	51	92	45	47	0	0	0	190	92	98
Pearson BTEC Level 5 HND in Business (Marketing)	0	0	0	0	0	0	0	0	0	0	0	0
Pearson BTEC Level 5 HND in Business (Accounting)	0	0	0	0	0	0	0	0	0	0	0	0
<b>Computing</b>	<b>95</b>	<b>67</b>	<b>28</b>	<b>85</b>	<b>53</b>	<b>32</b>	<b>0</b>	<b>0</b>	<b>0</b>	<b>180</b>	<b>120</b>	<b>60</b>
Pearson BTEC Level 5 HND in Computing & Systems Development	95	67	28	85	53	32	0	0	0	180	120	60
<b>Services</b>	<b>15</b>	<b>4</b>	<b>11</b>	<b>28</b>	<b>2</b>	<b>26</b>	<b>0</b>	<b>0</b>	<b>0</b>	<b>43</b>	<b>6</b>	<b>37</b>
Pearson BTEC Level 5 HND in Hospitality	15	4	11	28	2	26	0	0	0	43	6	37
<b>Higher National Certificate Total</b>	<b>4</b>	<b>3</b>	<b>1</b>	<b>0</b>	<b>0</b>	<b>0</b>	<b>0</b>	<b>0</b>	<b>0</b>	<b>4</b>	<b>3</b>	<b>1</b>
Pearson BTEC Level 4 HNC in computing & system development	4	3	1	0	0	0	0	0	0	4	3	1
<b>Level 3 Diploma Total</b>	<b>254</b>	<b>148</b>	<b>106</b>	<b>0</b>	<b>0</b>	<b>0</b>	<b>0</b>	<b>0</b>	<b>0</b>	<b>254</b>	<b>148</b>	<b>106</b>
<b>Business &amp; Administration</b>	<b>149</b>	<b>81</b>	<b>68</b>	<b>0</b>	<b>0</b>	<b>0</b>	<b>0</b>	<b>0</b>	<b>0</b>	<b>149</b>	<b>81</b>	<b>68</b>
Pearson BTEC Level 3 Diploma in Business	149	81	68	0	0	0	0	0	0	149	81	68
<b>Computing</b>	<b>88</b>	<b>61</b>	<b>27</b>	<b>0</b>	<b>0</b>	<b>0</b>	<b>0</b>	<b>0</b>	<b>0</b>	<b>88</b>	<b>61</b>	<b>27</b>
Pearson BTEC Level 3 Diploma in IT	88	61	27	0	0	0	0	0	0	88	61	27
<b>Services</b>	<b>17</b>	<b>6</b>	<b>11</b>	<b>0</b>	<b>0</b>	<b>0</b>	<b>0</b>	<b>0</b>	<b>0</b>	<b>17</b>	<b>6</b>	<b>11</b>
Pearson BTEC Level 3 Diploma in Hospitality	17	6	11	0	0	0	0	0	0	17	6	11
<b>Level 2 Certificate Total</b>	<b>107</b>	<b>66</b>	<b>41</b>	<b>0</b>	<b>0</b>	<b>0</b>	<b>0</b>	<b>0</b>	<b>0</b>	<b>107</b>	<b>66</b>	<b>41</b>
<b>Business &amp; Administration</b>	<b>107</b>	<b>66</b>	<b>41</b>	<b>0</b>	<b>0</b>	<b>0</b>	<b>0</b>	<b>0</b>	<b>0</b>	<b>107</b>	<b>66</b>	<b>41</b>
Pearson BTEC Level 2 Certificate in Business	107	66	41	0	0	0	0	0	0	107	66	41
<b>Non Graduating Program Total</b>	<b>96</b>	<b>47</b>	<b>49</b>	<b>0</b>	<b>0</b>	<b>0</b>	<b>0</b>	<b>0</b>	<b>0</b>	<b>96</b>	<b>47</b>	<b>49</b>
University Foundation Course	96	47	49	0	0	0	0	0	0	96	47	49



### 3.5.19 VOCATIONAL TECHNICAL INSTRUCTORS BY ACADEMIC QUALIFICATION, TERMS OF SERVICE, AGE GROUP AND YEARS OF SERVICE, 2016

Categories	Lecturers / Instructors								
	Citizen			Non Citizen			Total		
	MF	M	F	MF	M	F	MF	M	F
<b>Nationality</b>	<b>40</b>	<b>15</b>	<b>25</b>	<b>39</b>	<b>11</b>	<b>28</b>	<b>79</b>	<b>26</b>	<b>53</b>
<b>Academic Qualification</b>	<b>40</b>	<b>15</b>	<b>25</b>	<b>39</b>	<b>11</b>	<b>28</b>	<b>79</b>	<b>26</b>	<b>53</b>
Ph.D.	0	0	0	0	0	0	0	0	0
Master's Degree	8	0	8	10	4	6	18	4	14
Post Graduate Diploma	0	0	0	0	0	0	0	0	0
Bachelor's Degree	20	11	9	26	6	20	46	17	29
HND, AD, Level 5 Diploma or Equivalent	10	2	8	1	0	1	11	2	9
HNC	2	2	0	2	1	1	4	3	1
BDTVEC ND, Diploma, HNTec, BTEC	0	0	0	0	0	0	0	0	0
Level 3 Diploma or Equivalent	0	0	0	0	0	0	0	0	0
NTec, Skill Certificates or Equivalent	0	0	0	0	0	0	0	0	0
City & Guilds, ONC	0	0	0	0	0	0	0	0	0
BCGCE 'A' Level, STPU, SPS, STP	0	0	0	0	0	0	0	0	0
BCGCE 'O' Level, SPU, SPS	0	0	0	0	0	0	0	0	0
Below BCGCE 'O' Level	0	0	0	0	0	0	0	0	0
Others	0	0	0	0	0	0	0	0	0
<b>Trained and Untrained</b>	<b>40</b>	<b>15</b>	<b>25</b>	<b>39</b>	<b>11</b>	<b>28</b>	<b>79</b>	<b>26</b>	<b>53</b>
Trained Teachers	26	10	16	15	5	10	41	15	26
Untrained Teachers	14	5	9	24	6	18	38	11	27
<b>Terms of Service</b>	<b>40</b>	<b>15</b>	<b>25</b>	<b>39</b>	<b>11</b>	<b>28</b>	<b>79</b>	<b>26</b>	<b>53</b>
<b>Permanent:</b>									
Pension	0	0	0	0	0	0	0	0	0
TAP	34	12	22	0	0	0	34	12	22
Month to Month	0	0	0	0	0	0	0	0	0
Probation	2	1	1	0	0	0	2	1	1
Daily Paid	0	0	0	0	0	0	0	0	0
Contract	4	2	2	39	11	28	43	13	30
CFBT	0	0	0	0	0	0	0	0	0
<b>Age Group</b>	<b>40</b>	<b>15</b>	<b>25</b>	<b>39</b>	<b>11</b>	<b>28</b>	<b>79</b>	<b>26</b>	<b>53</b>
24 and below	1	0	1	3	0	3	4	0	4
25 - 29	22	7	15	14	4	10	36	11	25
30 -34	13	6	7	11	3	8	24	9	15
35 - 39	2	1	1	6	2	4	8	3	5
40 - 44	0	0	0	2	1	1	2	1	1
45 - 49	1	0	1	3	1	2	4	1	3
50 - 54	1	1	0	0	0	0	1	1	0
55 - 59	0	0	0	0	0	0	0	0	0
60 and Above	0	0	0	0	0	0	0	0	0
<b>Service (Years)</b>	<b>40</b>	<b>15</b>	<b>25</b>	<b>39</b>	<b>11</b>	<b>28</b>	<b>79</b>	<b>26</b>	<b>53</b>
Below 1	2	1	1	0	0	0	2	1	1
1 - 2	20	7	13	13	1	12	33	8	25
3 - 5	17	7	10	19	7	12	36	14	22
6 - 10	1	0	1	6	2	4	7	2	5
11 - 15	0	0	0	1	1	0	1	1	0
16 - 20	0	0	0	0	0	0	0	0	0
21 - 25	0	0	0	0	0	0	0	0	0
26 and Above	0	0	0	0	0	0	0	0	0

### 3.5.20 HIGHER EDUCATION LECTURERS BY ACADEMIC QUALIFICATION, TERMS OF SERVICE, AGE GROUP AND YEARS OF SERVICE, 2016

Categories	Lecturers								
	Citizen			Non Citizen			Total		
	MF	M	F	MF	M	F	MF	M	F
<b>Nationality</b>	<b>24</b>	<b>8</b>	<b>16</b>	<b>60</b>	<b>32</b>	<b>28</b>	<b>84</b>	<b>40</b>	<b>44</b>
<b>Academic Qualification</b>	<b>24</b>	<b>8</b>	<b>16</b>	<b>60</b>	<b>32</b>	<b>28</b>	<b>84</b>	<b>40</b>	<b>44</b>
Ph.D.	1	1	0	5	5	0	6	6	0
Master's Degree	9	3	6	30	16	14	39	19	20
Post Graduate Diploma	0	0	0	1	1	0	1	1	0
Bachelor's Degree	14	4	10	24	10	14	38	14	24
HND, AD, Level 5 Diploma or Equivalent	0	0	0	0	0	0	0	0	0
HNC	0	0	0	0	0	0	0	0	0
BDTVEC ND, Diploma, HNTec, BTEC	0	0	0	0	0	0	0	0	0
Level 3 Diploma or Equivalent	0	0	0	0	0	0	0	0	0
NTec, Skill Certificates or Equivalent	0	0	0	0	0	0	0	0	0
City & Guilds, ONC	0	0	0	0	0	0	0	0	0
BCGCE 'A' Level, STPU, SPS, STP	0	0	0	0	0	0	0	0	0
BCGCE 'O' Level, SPU, SPS	0	0	0	0	0	0	0	0	0
Below BCGCE 'O' Level	0	0	0	0	0	0	0	0	0
Others	0	0	0	0	0	0	0	0	0
<b>Trained and Untrained</b>	<b>24</b>	<b>8</b>	<b>16</b>	<b>60</b>	<b>32</b>	<b>28</b>	<b>84</b>	<b>40</b>	<b>44</b>
Trained Teachers	2	1	1	4	3	1	6	4	2
Untrained Teachers	22	7	15	56	29	27	78	36	42
<b>Terms of Service</b>	<b>24</b>	<b>8</b>	<b>16</b>	<b>60</b>	<b>32</b>	<b>28</b>	<b>84</b>	<b>40</b>	<b>44</b>
<b>Permanent:</b>									
Pension	0	0	0	0	0	0	0	0	0
TAP	1	0	1	0	0	0	1	0	1
Month to Month	0	0	0	0	0	0	0	0	0
Probation	0	0	0	0	0	0	0	0	0
Daily Paid	0	0	0	0	0	0	0	0	0
Contract	23	8	15	60	32	28	83	40	43
CFBT	0	0	0	0	0	0	0	0	0
<b>Age Group</b>	<b>24</b>	<b>8</b>	<b>16</b>	<b>60</b>	<b>32</b>	<b>28</b>	<b>84</b>	<b>40</b>	<b>44</b>
24 and below	1	0	1	0	0	0	1	0	1
25 - 29	15	4	11	11	5	6	26	9	17
30 -34	6	2	4	16	8	8	22	10	12
35 - 39	0	0	0	14	8	6	14	8	6
40 - 44	0	0	0	8	4	4	8	4	4
45 - 49	2	2	0	7	3	4	9	5	4
50 - 54	0	0	0	1	1	0	1	1	0
55 - 59	0	0	0	2	2	0	2	2	0
60 and Above	0	0	0	1	1	0	1	1	0
<b>Service (Years)</b>	<b>24</b>	<b>8</b>	<b>16</b>	<b>60</b>	<b>32</b>	<b>28</b>	<b>84</b>	<b>40</b>	<b>44</b>
Below 1	0	0	0	0	0	0	0	0	0
1 - 2	18	7	11	29	15	14	47	22	25
3 - 5	6	1	5	19	11	8	25	12	13
6 - 10	0	0	0	5	3	2	5	3	2
11 - 15	0	0	0	7	3	4	7	3	4
16 - 20	0	0	0	0	0	0	0	0	0
21 - 25	0	0	0	0	0	0	0	0	0
26 and Above	0	0	0	0	0	0	0	0	0

### 3.5.21 VOCATIONAL TECHNICAL INSTRUCTORS BY ACADEMIC QUALIFICATION, TERMS OF SERVICE, AGE GROUP, YEARS OF SERVICE AND INSTITUTION, 2016

#### 3.5.21.1 COSMOPOLITAN COLLEGE COMMERCE AND TECHNOLOGY SDN BHD (CCCT)

Categories	Lecturers / Instructors								
	Citizen			Non Citizen			Total		
	MF	M	F	MF	M	F	MF	M	F
<b>Nationality</b>	17	7	10	12	5	7	29	12	17
<b>Academic Qualification</b>	17	7	10	12	5	7	29	12	17
Ph.D.	0	0	0	0	0	0	0	0	0
Master's Degree	2	0	2	4	2	2	6	2	4
Post Graduate Diploma	0	0	0	0	0	0	0	0	0
Bachelor's Degree	10	6	4	7	3	4	17	9	8
HND, AD, Level 5 Diploma or Equivalent	5	1	4	1	0	1	6	1	5
HNC	0	0	0	0	0	0	0	0	0
BDTVEC ND, Diploma, HNTec, BTEC	0	0	0	0	0	0	0	0	0
Level 3 Diploma or Equivalent	0	0	0	0	0	0	0	0	0
NTec, Skill Certificates or Equivalent	0	0	0	0	0	0	0	0	0
City & Guilds, ONC	0	0	0	0	0	0	0	0	0
BCGCE 'A' Level, STPU, SPS, STP	0	0	0	0	0	0	0	0	0
BCGCE 'O' Level, SPU, SPS	0	0	0	0	0	0	0	0	0
Below BCGCE 'O' Level	0	0	0	0	0	0	0	0	0
Others	0	0	0	0	0	0	0	0	0
<b>Trained and Untrained</b>	17	7	10	12	5	7	29	12	17
Trained Teachers	17	7	10	12	5	7	29	12	17
Untrained Teachers	0	0	0	0	0	0	0	0	0
<b>Terms of Service</b>	17	7	10	12	5	7	29	12	17
<b>Permanent:</b>									
Pension	0	0	0	0	0	0	0	0	0
TAP	15	6	9	0	0	0	15	6	9
Month to Month	0	0	0	0	0	0	0	0	0
Probation	2	1	1	0	0	0	2	1	1
Daily Paid	0	0	0	0	0	0	0	0	0
Contract	0	0	0	12	5	7	12	5	7
CFBT	0	0	0	0	0	0	0	0	0
<b>Age Group</b>	17	7	10	12	5	7	29	12	17
24 and below	1	0	1	0	0	0	1	0	1
25 - 29	12	5	7	1	1	0	13	6	7
30 -34	4	2	2	4	1	3	8	3	5
35 - 39	0	0	0	5	2	3	5	2	3
40 - 44	0	0	0	0	0	0	0	0	0
45 - 49	0	0	0	2	1	1	2	1	1
50 - 54	0	0	0	0	0	0	0	0	0
55 - 59	0	0	0	0	0	0	0	0	0
60 and Above	0	0	0	0	0	0	0	0	0
<b>Service (Years)</b>	17	7	10	12	5	7	29	12	17
Below 1	2	1	1	0	0	0	2	1	1
1 - 2	8	4	4	0	0	0	8	4	4
3 - 5	7	2	5	10	4	6	17	6	11
6 - 10	0	0	0	1	0	1	1	0	1
11 - 15	0	0	0	1	1	0	1	1	0
16 - 20	0	0	0	0	0	0	0	0	0
21 - 25	0	0	0	0	0	0	0	0	0
26 and Above	0	0	0	0	0	0	0	0	0

### 3.5.21 VOCATIONAL TECHNICAL INSTRUCTORS BY ACADEMIC QUALIFICATION, TERMS OF SERVICE, AGE GROUP, YEARS OF SERVICE AND INSTITUTION, 2016

#### 3.5.21.2 KEMUDA INSTITUTE

Categories	Lecturers / Instructors								
	Citizen			Non Citizen			Total		
	MF	M	F	MF	M	F	MF	M	F
<b>Nationality</b>	12	5	7	8	4	4	20	9	11
<b>Academic Qualification</b>	12	5	7	8	4	4	20	9	11
Ph.D.	0	0	0	0	0	0	0	0	0
Master's Degree	0	0	0	3	1	2	3	1	2
Post Graduate Diploma	0	0	0	0	0	0	0	0	0
Bachelor's Degree	8	4	4	3	2	1	11	6	5
HND, AD, Level 5 Diploma or Equivalent	3	0	3	0	0	0	3	0	3
HNC	1	1	0	2	1	1	3	2	1
BDTVEC ND, Diploma, HNTec, BTEC	0	0	0	0	0	0	0	0	0
Level 3 Diploma or Equivalent	0	0	0	0	0	0	0	0	0
NTec, Skill Certificates or Equivalent	0	0	0	0	0	0	0	0	0
City & Guilds, ONC	0	0	0	0	0	0	0	0	0
BCGCE 'A' Level, STPU, SPS, STP	0	0	0	0	0	0	0	0	0
BCGCE 'O' Level, SPU, SPS	0	0	0	0	0	0	0	0	0
Below BCGCE 'O' Level	0	0	0	0	0	0	0	0	0
Others	0	0	0	0	0	0	0	0	0
<b>Trained and Untrained</b>	12	5	7	8	4	4	20	9	11
Trained Teachers	0	0	0	0	0	0	0	0	0
Untrained Teachers	12	5	7	8	4	4	20	9	11
<b>Terms of Service</b>	12	5	7	8	4	4	20	9	11
<b>Permanent:</b>									
Pension	0	0	0	0	0	0	0	0	0
TAP	12	5	7	0	0	0	12	5	7
Month to Month	0	0	0	0	0	0	0	0	0
Probation	0	0	0	0	0	0	0	0	0
Daily Paid	0	0	0	0	0	0	0	0	0
Contract	0	0	0	8	4	4	8	4	4
CFBT	0	0	0	0	0	0	0	0	0
<b>Age Group</b>	12	5	7	8	4	4	20	9	11
24 and below	0	0	0	0	0	0	0	0	0
25 - 29	4	1	3	2	2	0	6	3	3
30 -34	8	4	4	4	1	3	12	5	7
35 - 39	0	0	0	0	0	0	0	0	0
40 - 44	0	0	0	2	1	1	2	1	1
45 - 49	0	0	0	0	0	0	0	0	0
50 - 54	0	0	0	0	0	0	0	0	0
55 - 59	0	0	0	0	0	0	0	0	0
60 and Above	0	0	0	0	0	0	0	0	0
<b>Service (Years)</b>	12	5	7	8	4	4	20	9	11
Below 1	0	0	0	0	0	0	0	0	0
1 - 2	8	3	5	2	1	1	10	4	6
3 - 5	4	2	2	3	1	2	7	3	4
6 - 10	0	0	0	3	2	1	3	2	1
11 - 15	0	0	0	0	0	0	0	0	0
16 - 20	0	0	0	0	0	0	0	0	0
21 - 25	0	0	0	0	0	0	0	0	0
26 and Above	0	0	0	0	0	0	0	0	0

### 3.5.21 VOCATIONAL TECHNICAL INSTRUCTORS BY ACADEMIC QUALIFICATION, TERMS OF SERVICE, AGE GROUP, YEARS OF SERVICE AND INSTITUTION, 2016

#### 3.5.21.3 MICRONET INTERNATIONAL COLLEGE (MIC)

Categories	Lecturers / Instructors								
	Citizen			Non Citizen			Total		
	MF	M	F	MF	M	F	MF	M	F
<b>Nationality</b>	<b>6</b>	<b>1</b>	<b>5</b>	<b>16</b>	<b>2</b>	<b>14</b>	<b>22</b>	<b>3</b>	<b>19</b>
<b>Academic Qualification</b>	<b>6</b>	<b>1</b>	<b>5</b>	<b>16</b>	<b>2</b>	<b>14</b>	<b>22</b>	<b>3</b>	<b>19</b>
Ph.D.	0	0	0	0	0	0	0	0	0
Master's Degree	3	0	3	1	1	0	4	1	3
Post Graduate Diploma	0	0	0	0	0	0	0	0	0
Bachelor's Degree	2	1	1	15	1	14	17	2	15
HND, AD, Level 5 Diploma or Equivalent	1	0	1	0	0	0	1	0	1
HNC	0	0	0	0	0	0	0	0	0
BDTVEC ND, Diploma, HNTec, BTEC	0	0	0	0	0	0	0	0	0
Level 3 Diploma or Equivalent	0	0	0	0	0	0	0	0	0
NTec, Skill Certificates or Equivalent	0	0	0	0	0	0	0	0	0
City & Guilds, ONC	0	0	0	0	0	0	0	0	0
BCGCE 'A' Level, STPU, SPS, STP	0	0	0	0	0	0	0	0	0
BCGCE 'O' Level, SPU, SPS	0	0	0	0	0	0	0	0	0
Below BCGCE 'O' Level	0	0	0	0	0	0	0	0	0
Others	0	0	0	0	0	0	0	0	0
<b>Trained and Untrained</b>	<b>6</b>	<b>1</b>	<b>5</b>	<b>16</b>	<b>2</b>	<b>14</b>	<b>22</b>	<b>3</b>	<b>19</b>
Trained Teachers	4	1	3	0	0	0	4	1	3
Untrained Teachers	2	0	2	16	2	14	18	2	16
<b>Terms of Service</b>	<b>6</b>	<b>1</b>	<b>5</b>	<b>16</b>	<b>2</b>	<b>14</b>	<b>22</b>	<b>3</b>	<b>19</b>
<b>Permanent:</b>									
Pension	0	0	0	0	0	0	0	0	0
TAP	6	1	5	0	0	0	6	1	5
Month to Month	0	0	0	0	0	0	0	0	0
Probation	0	0	0	0	0	0	0	0	0
Daily Paid	0	0	0	0	0	0	0	0	0
Contract	0	0	0	16	2	14	16	2	14
CFBT	0	0	0	0	0	0	0	0	0
<b>Age Group</b>	<b>6</b>	<b>1</b>	<b>5</b>	<b>16</b>	<b>2</b>	<b>14</b>	<b>22</b>	<b>3</b>	<b>19</b>
24 and below	0	0	0	3	0	3	3	0	3
25 - 29	5	1	4	10	1	9	15	2	13
30 -34	1	0	1	3	1	2	4	1	3
35 - 39	0	0	0	0	0	0	0	0	0
40 - 44	0	0	0	0	0	0	0	0	0
45 - 49	0	0	0	0	0	0	0	0	0
50 - 54	0	0	0	0	0	0	0	0	0
55 - 59	0	0	0	0	0	0	0	0	0
60 and Above	0	0	0	0	0	0	0	0	0
<b>Service (Years)</b>	<b>6</b>	<b>1</b>	<b>5</b>	<b>16</b>	<b>2</b>	<b>14</b>	<b>22</b>	<b>3</b>	<b>19</b>
Below 1	0	0	0	0	0	0	0	0	0
1 - 2	3	0	3	11	0	11	14	0	14
3 - 5	3	1	2	5	2	3	8	3	5
6 - 10	0	0	0	0	0	0	0	0	0
11 - 15	0	0	0	0	0	0	0	0	0
16 - 20	0	0	0	0	0	0	0	0	0
21 - 25	0	0	0	0	0	0	0	0	0
26 and Above	0	0	0	0	0	0	0	0	0

### 3.5.21 VOCATIONAL TECHNICAL INSTRUCTORS BY ACADEMIC QUALIFICATION, TERMS OF SERVICE, AGE GROUP, YEARS OF SERVICE AND INSTITUTION, 2016

#### 3.5.21.4 BICPA-FTMS ACCOUNTANCY ACADEMY SDN BHD

Categories	Lecturers / Instructors								
	Citizen			Non Citizen			Total		
	MF	M	F	MF	M	F	MF	M	F
<b>Nationality</b>	<b>5</b>	<b>2</b>	<b>3</b>	<b>3</b>	<b>0</b>	<b>3</b>	<b>8</b>	<b>2</b>	<b>6</b>
<b>Academic Qualification</b>	<b>5</b>	<b>2</b>	<b>3</b>	<b>3</b>	<b>0</b>	<b>3</b>	<b>8</b>	<b>2</b>	<b>6</b>
Ph.D.	0	0	0	0	0	0	0	0	0
Master's Degree	3	0	3	2	0	2	5	0	5
Post Graduate Diploma	0	0	0	0	0	0	0	0	0
Bachelor's Degree	0	0	0	1	0	1	1	0	1
HND, AD, Level 5 Diploma or Equivalent	1	1	0	0	0	0	1	1	0
HNC	1	1	0	0	0	0	1	1	0
BDTVEC ND, Diploma, HNTec, BTEC	0	0	0	0	0	0	0	0	0
Level 3 Diploma or Equivalent	0	0	0	0	0	0	0	0	0
NTec, Skill Certificates or Equivalent	0	0	0	0	0	0	0	0	0
City & Guilds, ONC	0	0	0	0	0	0	0	0	0
BCGCE 'A' Level, STPU, SPS, STP	0	0	0	0	0	0	0	0	0
BCGCE 'O' Level, SPU, SPS	0	0	0	0	0	0	0	0	0
Below BCGCE 'O' Level	0	0	0	0	0	0	0	0	0
Others	0	0	0	0	0	0	0	0	0
<b>Trained and Untrained</b>	<b>5</b>	<b>2</b>	<b>3</b>	<b>3</b>	<b>0</b>	<b>3</b>	<b>8</b>	<b>2</b>	<b>6</b>
Trained Teachers	5	2	3	3	0	3	8	2	6
Untrained Teachers	0	0	0	0	0	0	0	0	0
<b>Terms of Service</b>	<b>5</b>	<b>2</b>	<b>3</b>	<b>3</b>	<b>0</b>	<b>3</b>	<b>8</b>	<b>2</b>	<b>6</b>
<b>Permanent:</b>									
Pension	0	0	0	0	0	0	0	0	0
TAP	1	0	1	0	0	0	1	0	1
Month to Month	0	0	0	0	0	0	0	0	0
Probation	0	0	0	0	0	0	0	0	0
Daily Paid	0	0	0	0	0	0	0	0	0
Contract	4	2	2	3	0	3	7	2	5
CFBT	0	0	0	0	0	0	0	0	0
<b>Age Group</b>	<b>5</b>	<b>2</b>	<b>3</b>	<b>3</b>	<b>0</b>	<b>3</b>	<b>8</b>	<b>2</b>	<b>6</b>
24 and below	0	0	0	0	0	0	0	0	0
25 - 29	1	0	1	1	0	1	2	0	2
30 -34	0	0	0	0	0	0	0	0	0
35 - 39	2	1	1	1	0	1	3	1	2
40 - 44	0	0	0	0	0	0	0	0	0
45 - 49	1	0	1	1	0	1	2	0	2
50 - 54	1	1	0	0	0	0	1	1	0
55 - 59	0	0	0	0	0	0	0	0	0
60 and Above	0	0	0	0	0	0	0	0	0
<b>Service (Years)</b>	<b>5</b>	<b>2</b>	<b>3</b>	<b>3</b>	<b>0</b>	<b>3</b>	<b>8</b>	<b>2</b>	<b>6</b>
Below 1	0	0	0	0	0	0	0	0	0
1 - 2	1	0	1	0	0	0	1	0	1
3 - 5	3	2	1	1	0	1	4	2	2
6 - 10	1	0	1	2	0	2	3	0	3
11 - 15	0	0	0	0	0	0	0	0	0
16 - 20	0	0	0	0	0	0	0	0	0
21 - 25	0	0	0	0	0	0	0	0	0
26 and Above	0	0	0	0	0	0	0	0	0

### 3.5.22 HIGHER EDUCATION LECTURERS BY ACADEMIC QUALIFICATION, TERMS OF SERVICE, AGE GROUP, YEARS OF SERVICE AND INSTITUTION, 2016

#### 3.5.22.1 Kolej IGS (International Graduate Studies) - (KIGS)

Categories	Lecturers / Instructors								
	Citizen			Non Citizen			Total		
	MF	M	F	MF	M	F	MF	M	F
<b>Nationality</b>	<b>23</b>	<b>8</b>	<b>15</b>	<b>30</b>	<b>14</b>	<b>16</b>	<b>53</b>	<b>22</b>	<b>31</b>
<b>Academic Qualification</b>	<b>23</b>	<b>8</b>	<b>15</b>	<b>30</b>	<b>14</b>	<b>16</b>	<b>53</b>	<b>22</b>	<b>31</b>
Ph.D.	1	1	0	0	0	0	1	1	0
Master's Degree	8	3	5	17	9	8	25	12	13
Post Graduate Diploma	0	0	0	0	0	0	0	0	0
Bachelor's Degree	14	4	10	13	5	8	27	9	18
HND, AD, Level 5 Diploma or Equivalent	0	0	0	0	0	0	0	0	0
HNC	0	0	0	0	0	0	0	0	0
BDTVEC ND, Diploma, HNTec, BTEC	0	0	0	0	0	0	0	0	0
Level 3 Diploma or Equivalent	0	0	0	0	0	0	0	0	0
NTec, Skill Certificates or Equivalent	0	0	0	0	0	0	0	0	0
City & Guilds, ONC	0	0	0	0	0	0	0	0	0
BCGCE 'A' Level, STPU, SPS, STP	0	0	0	0	0	0	0	0	0
BCGCE 'O' Level, SPU, SPS	0	0	0	0	0	0	0	0	0
Below BCGCE 'O' Level	0	0	0	0	0	0	0	0	0
Others	0	0	0	0	0	0	0	0	0
<b>Trained and Untrained</b>	<b>23</b>	<b>8</b>	<b>15</b>	<b>30</b>	<b>14</b>	<b>16</b>	<b>53</b>	<b>22</b>	<b>31</b>
Trained Teachers	2	1	1	1	1	0	3	2	1
Untrained Teachers	21	7	14	29	13	16	50	20	30
<b>Terms of Service</b>	<b>23</b>	<b>8</b>	<b>15</b>	<b>30</b>	<b>14</b>	<b>16</b>	<b>53</b>	<b>22</b>	<b>31</b>
<b>Permanent:</b>									
Pension	0	0	0	0	0	0	0	0	0
TAP	0	0	0	0	0	0	0	0	0
Month to Month	0	0	0	0	0	0	0	0	0
Probation	0	0	0	0	0	0	0	0	0
Daily Paid	0	0	0	0	0	0	0	0	0
Contract	23	8	15	30	14	16	53	22	31
CFBT	0	0	0	0	0	0	0	0	0
<b>Age Group</b>	<b>23</b>	<b>8</b>	<b>15</b>	<b>30</b>	<b>14</b>	<b>16</b>	<b>53</b>	<b>22</b>	<b>31</b>
24 and below	1	0	1	0			1	0	1
25 - 29	14	4	10	6	3	3	20	7	13
30 -34	6	2	4	9	5	4	15	7	8
35 - 39	0	0	0	8	3	5	8	3	5
40 - 44	0	0	0	4	2	2	4	2	2
45 - 49	2	2	0	3	1	2	5	3	2
50 - 54	0	0	0	0	0	0	0	0	0
55 - 59	0	0	0	0	0	0	0	0	0
60 and Above	0	0	0	0	0	0	0	0	0
<b>Service (Years)</b>	<b>23</b>	<b>8</b>	<b>15</b>	<b>30</b>	<b>14</b>	<b>16</b>	<b>53</b>	<b>22</b>	<b>31</b>
Below 1	0	0	0	0	0	0	0	0	0
1 - 2	18	7	11	12	5	7	30	12	18
3 - 5	5	1	4	13	8	5	18	9	9
6 - 10	0	0	0	1	0	1	1	0	1
11 - 15	0	0	0	4	1	3	4	1	3
16 - 20	0	0	0	0	0	0	0	0	0
21 - 25	0	0	0	0	0	0	0	0	0
26 and Above	0	0	0	0	0	0	0	0	0

### 3.5.22 HIGHER EDUCATION LECTURERS BY ACADEMIC QUALIFICATION, TERMS OF SERVICE, AGE GROUP, YEARS OF SERVICE AND INSTITUTION, 2016

#### 3.5.22.2 LAKSAMANA COLLEGE OF BUSINESS (LCB)

Categories	Lecturers / Instructors								
	Citizen			Non Citizen			Total		
	MF	M	F	MF	M	F	MF	M	F
<b>Nationality</b>	1	0	1	30	18	12	31	18	13
<b>Academic Qualification</b>	1	0	1	30	18	12	31	18	13
Ph.D.	0	0	0	5	5	0	5	5	0
Master's Degree	1	0	1	13	7	6	14	7	7
Post Graduate Diploma	0	0	0	1	1	0	1	1	0
Bachelor's Degree	0	0	0	11	5	6	11	5	6
HND, AD, Level 5 Diploma or Equivalent	0	0	0	0	0	0	0	0	0
HNC	0	0	0	0	0	0	0	0	0
BDTVEC ND, Diploma, HNTec, BTEC	0	0	0	0	0	0	0	0	0
Level 3 Diploma or Equivalent	0	0	0	0	0	0	0	0	0
NTec, Skill Certificates or Equivalent	0	0	0	0	0	0	0	0	0
City & Guilds, ONC	0	0	0	0	0	0	0	0	0
BCGCE 'A' Level, STPU, SPS, STP	0	0	0	0	0	0	0	0	0
BCGCE 'O' Level, SPU, SPS	0	0	0	0	0	0	0	0	0
Below BCGCE 'O' Level	0	0	0	0	0	0	0	0	0
Others	0	0	0	0	0	0	0	0	0
<b>Trained and Untrained</b>	1	0	1	30	18	12	31	18	13
Trained Teachers	0	0	0	3	2	1	3	2	1
Untrained Teachers	1	0	1	27	16	11	28	16	12
<b>Terms of Service</b>	1	0	1	30	18	12	31	18	13
<b>Permanent:</b>									
Pension	0	0	0	0	0	0	0	0	0
TAP	1	0	1	0	0	0	1	0	1
Month to Month	0	0	0	0	0	0	0	0	0
Probation	0	0	0	0	0	0	0	0	0
Daily Paid	0	0	0	0	0	0	0	0	0
Contract	0	0	0	30	18	12	30	18	12
CFBT	0	0	0	0	0	0	0	0	0
<b>Age Group</b>	1	0	1	30	18	12	31	18	13
24 and below	0	0	0	0	0	0	0	0	0
25 - 29	1	0	1	5	2	3	6	2	4
30 -34	0	0	0	7	3	4	7	3	4
35 - 39	0	0	0	6	5	1	6	5	1
40 - 44	0	0	0	4	2	2	4	2	2
45 - 49	0	0	0	4	2	2	4	2	2
50 - 54	0	0	0	1	1	0	1	1	0
55 - 59	0	0	0	2	2	0	2	2	0
60 and Above	0	0	0	1	1	0	1	1	0
<b>Service (Years)</b>	1	0	1	30	18	12	31	18	13
Below 1	0	0	0	0	0	0	0	0	0
1 - 2	0	0	0	17	10	7	17	10	7
3 - 5	1	0	1	6	3	3	7	3	4
6 - 10	0	0	0	4	3	1	4	3	1
11 - 15	0	0	0	3	2	1	3	2	1
16 - 20	0	0	0	0	0	0	0	0	0
21 - 25	0	0	0	0	0	0	0	0	0
26 and Above	0	0	0	0	0	0	0	0	0



EDUCATION STATISTICAL SERIES  
2016





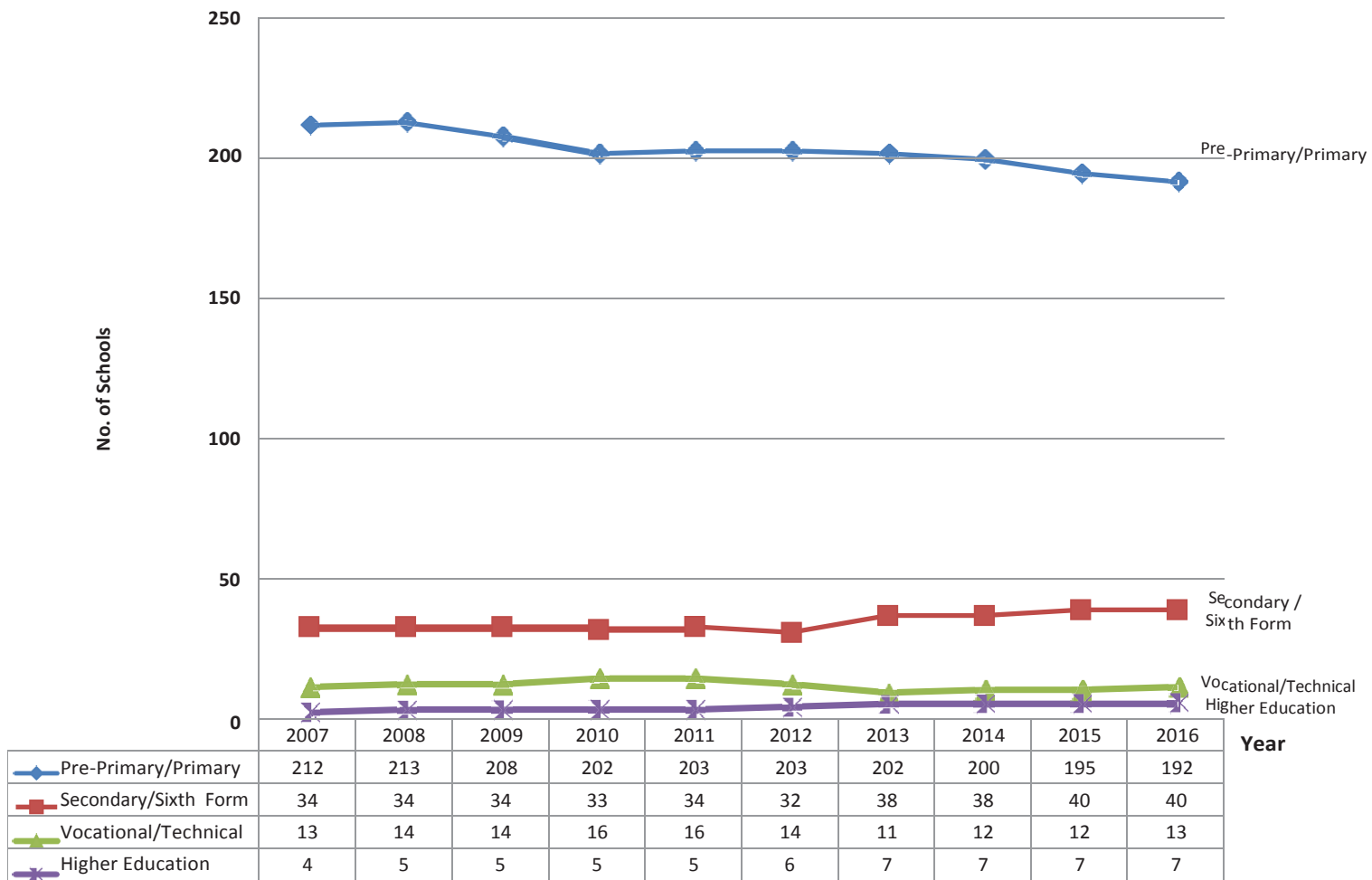
#### 4.1 NUMBER OF SCHOOLS BY LEVEL OF EDUCATION

Year	Level																Grand Total
	Pre-Primary/Primary				Secondary/Sixth Form				Vocational/Technical				Higher Education				
	Govt (1)	Other (2)	Private (3)	Total	Govt (1)	Other (2)	Private (3)	Total	Govt (1)	Other (2)	Private (3)	Total	Govt (1)	Other (2)	Private (3)	Total	
2007	123	6	84	<b>212</b>	30	4	(4)	<b>34</b>	8	2	4	<b>13</b>	3	1	1	<b>4</b>	<b>263</b>
2008	120	5	83	<b>213</b>	30	4	(4)	<b>34</b>	8	2	4	<b>14</b>	3	1	1	<b>5</b>	<b>266</b>
2009	119	2	81	<b>208</b>	29	4	(4)	<b>34</b>	10	3	3	<b>14</b>	3	1	1	<b>5</b>	<b>261</b>
2010	119	3	81	<b>202</b>	30	4	(4)	<b>33</b>	10	3	3	<b>16</b>	3	1	1	<b>5</b>	<b>256</b>
2011	119	5	79	<b>203</b>	30	2	(4)	<b>34</b>	10	2	2	<b>16</b>	3	1	2	<b>5</b>	<b>258</b>
2012	119	4	79	<b>203</b>	35	3	(4)	<b>32</b>	7	2	2	<b>14</b>	4	1	2	<b>6</b>	<b>255</b>
2013	120	5	74	<b>202</b>	35	3	(4)	<b>38</b>	7	2	3	<b>11</b>	4	1	2	<b>7</b>	<b>258</b>
2014	120	5	75	<b>200</b>	36	2	1	<b>38</b>	7	2	3	<b>12</b>	4	1	2	<b>7</b>	<b>257</b>
2015	118	5	72	<b>195</b>	36	3	1	<b>40</b>	7	2	3	<b>12</b>	4	1	2	<b>7</b>	<b>254</b>
2016	117	5	70	<b>192</b>	36	3	1	<b>40</b>	7	2	4	<b>13</b>	4	1	2	<b>7</b>	<b>252</b>

**Note :**

- (1) Schools/Colleges/Institutions under the Ministry of Education. For the year 2005 - 2008, one (1) government school (Sekolah PDN PJ Sengkarai Tutong) offered both primary and secondary levels which are included in the total number of pre-school/primary schools.
- (2) Schools/Colleges/Institutions under the Ministry of Religious Affairs, Ministry of Culture Youth and Sports and Prime Minister's Office.
- (3) Schools/Colleges/Institutions under the Private Sector.
- (4) Some Private schools that offer both primary and secondary levels are included in the total number of pre-school/primary schools.

Figure 4.1 Number of Schools by Level of Education, 2007 - 2016



## 4.2 NUMBER OF TEACHERS / INSTRUCTORS BY LEVEL OF EDUCATION

Year	Level																Grand Total
	Pre-Primary/Primary				Secondary/Sixth Form				Vocational/Technical				Higher Education				
	Govt (1)	Other (2)	Private (3)	Total	Govt (1)	Other (2)	Private (3)	Total	Govt (1)	Other (2)	Private (3)	Total	Govt (1)	Other (2)	Private (3)	Total	
2007	2640	118	1492	<b>4373</b>	3096	282	422	<b>3769</b>	470	36	30	<b>546</b>	539	38	10	<b>550</b>	<b>9238</b>
2008	2678	66	1488	<b>4250</b>	3202	297	478	<b>3800</b>	499	31	33	<b>536</b>	587	37	11	<b>587</b>	<b>9173</b>
2009	2704	100	1531	<b>4232</b>	3018	231	491	<b>3977</b>	742	91	28	<b>563</b>	583	45	10	<b>635</b>	<b>9407</b>
2010	2922	404	1436	<b>4335</b>	3142	222	490	<b>3740</b>	924	91	39	<b>861</b>	636	47	9	<b>638</b>	<b>9574</b>
2011	3115	110	1717	<b>4762</b>	3389	257	426	<b>3854</b>	825	102	24	<b>1054</b>	608	45	36	<b>692</b>	<b>10362</b>
2012	3113	142	1746	<b>4942</b>	3743	393	463	<b>4072</b>	464	71	58	<b>951</b>	621	36	52	<b>689</b>	<b>10654</b>
2013	3090	126	1617	<b>5001</b>	3709	392	585	<b>4599</b>	503	36	79	<b>593</b>	599	44	24	<b>709</b>	<b>10902</b>
2014	3021	143	1626	<b>4790</b>	3867	309	526	<b>4702</b>	527	39	91	<b>618</b>	618	48	81	<b>747</b>	<b>10857</b>
2015	2940	167	1705	<b>4812</b>	3835	352	517	<b>4704</b>	506	45	92	<b>643</b>	685	50	85	<b>820</b>	<b>10979</b>
2016	2867	183	1804	<b>4854</b>	3817	363	548	<b>4728</b>	472	44	79	<b>595</b>	686	38	84	<b>808</b>	<b>10985</b>

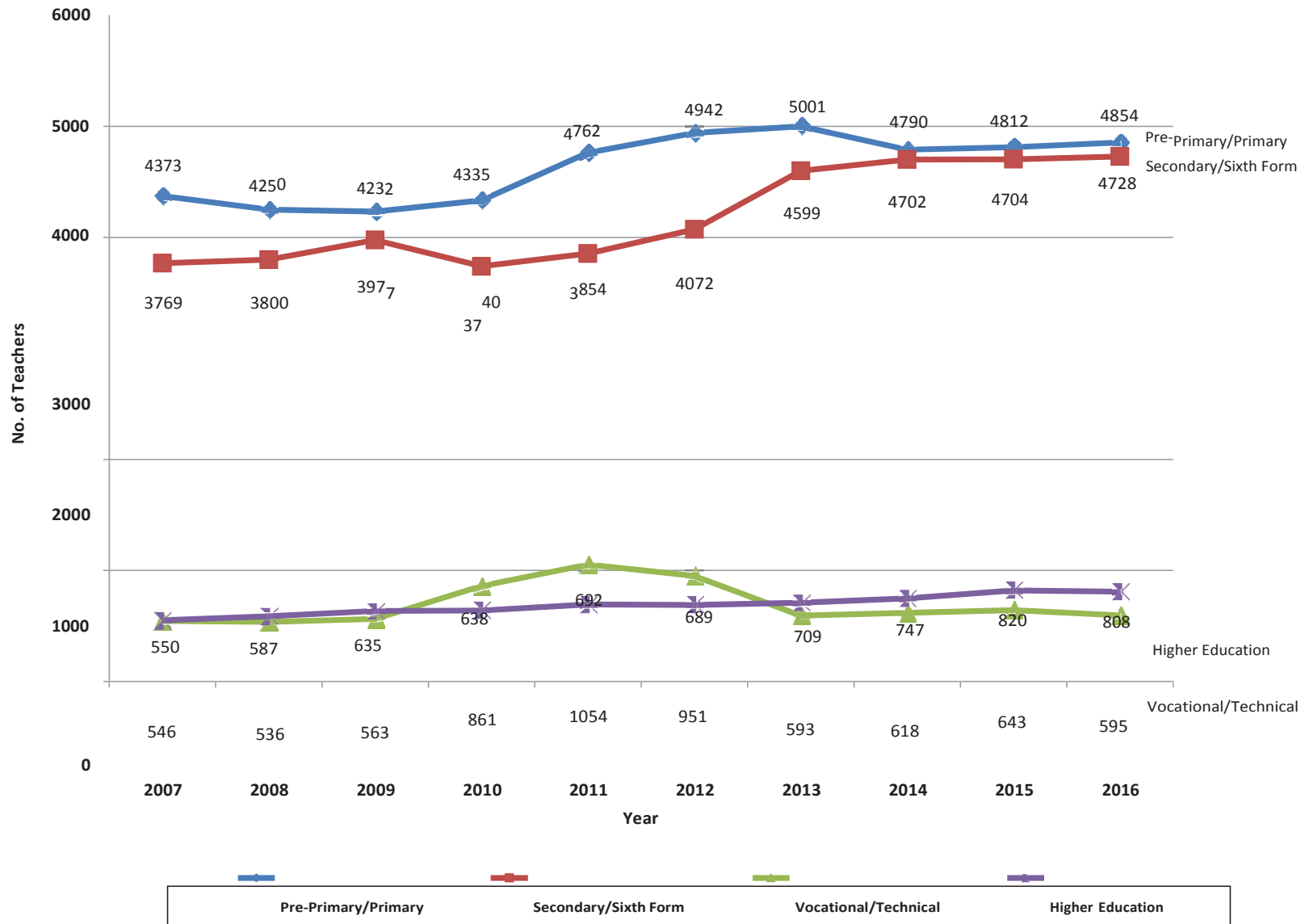
**Note :**

<sup>(1)</sup> Schools/Colleges/Institutions under the Ministry of Education.

<sup>(2)</sup> Schools/Colleges/Institutions under the Ministry of Religious Affairs, Ministry of Culture Youth and Sports and Prime Minister's Office

<sup>(3)</sup> Schools/Colleges/Institutions under the Private Sector.

Figure 4.2 Number of Teachers by Level of Education, 2007 - 2016



### 4.3 ENROLMENT BY LEVEL OF EDUCATION

Year	Education Level																Grand Total
	Pre-Primary/Primary				Secondary/Sixth Form				Vocational/Technical				Higher Education				
	Govt (1)	Other (2)	Private (3)	Total	Govt (1)	Other (2)	Private (3)	Total	Govt (1)	Other (2)	Private (3)	Total	Govt (1)	Other (2)	Private (3)	Total	
2007	32524	638	25763	<b>58777</b>	36182	1476	5630	<b>43003</b>	2551	369	288	<b>3177</b>	4526	435	31	<b>4825</b>	<b>109782</b>
2008	31524	582	25796	<b>58925</b>	36717	1390	5721	<b>43288</b>	2711	382	313	<b>3208</b>	4747	437	51	<b>4992</b>	<b>110413</b>
2009	31234	747	25709	<b>57902</b>	32813	1172	5499	<b>43828</b>	7064	693	878	<b>3406</b>	5677	451	52	<b>5235</b>	<b>110371</b>
2010	30842	932	25519	<b>57690</b>	33088	1220	5536	<b>39484</b>	7142	685	1053	<b>8635</b>	5291	530	82	<b>6180</b>	<b>111989</b>
2011	30187	990	25643	<b>57293</b>	33167	1470	5697	<b>39844</b>	7819	670	1093	<b>8880</b>	5812	566	758	<b>5903</b>	<b>111920</b>
2012	29055	1049	25744	<b>56820</b>	38395	1933	6104	<b>40334</b>	3967	344	1653	<b>9582</b>	6940	648	1454	<b>7136</b>	<b>113872</b>
2013	27878	1088	26158	<b>55848</b>	36481	2275	6121	<b>46432</b>	4609	291	1793	<b>5964</b>	7738	732	327	<b>9042</b>	<b>117286</b>
2014	26778	1236	26440	<b>54454</b>	34630	2472	6285	<b>43387</b>	3409	258	1955	<b>6693</b>	9472	820	2413	<b>12705</b>	<b>117239</b>
2015	26002	1521	26175	<b>53698</b>	32939	2726	6070	<b>41735</b>	3779	262	1473	<b>5514</b>	9417	774	2849	<b>13040</b>	<b>113987</b>
2016	25317	1852	26913	<b>54082</b>	31513	3212	6006	<b>40731</b>	3452	255	1151	<b>4858</b>	9396	815	1816	<b>12027</b>	<b>111698</b>

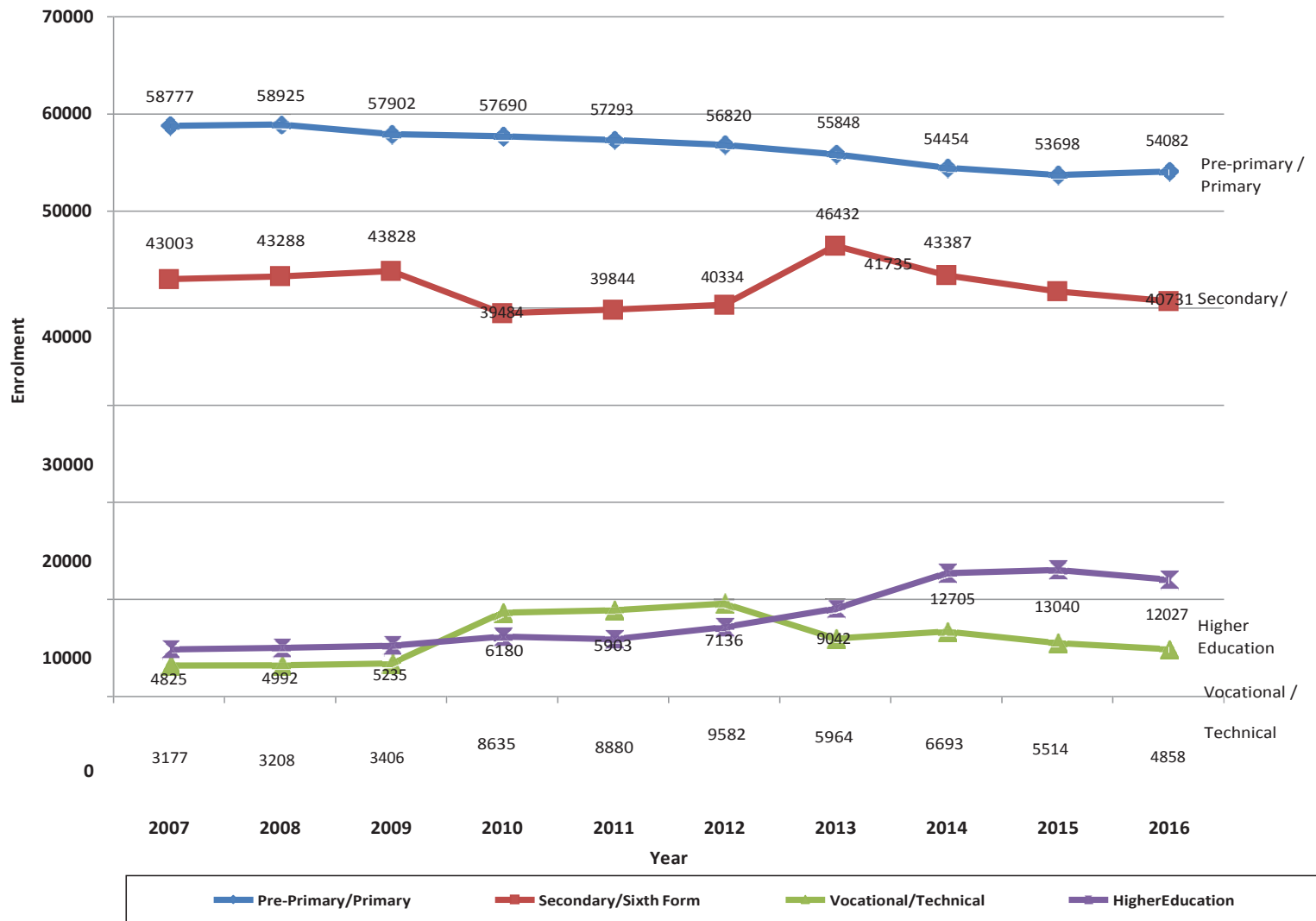
**Note :**

<sup>(1)</sup> Schools/Colleges/Institutions under the Ministry of Education.

<sup>(2)</sup> Schools/Colleges/Institutions under the Ministry of Religious Affairs, Ministry of Culture Youth and Sports and Prime Minister's Office

<sup>(3)</sup> Schools/Colleges/Institutions under the Private Sector.

Figure 4.3 Enrolment by Level of Education, 2007 - 2016

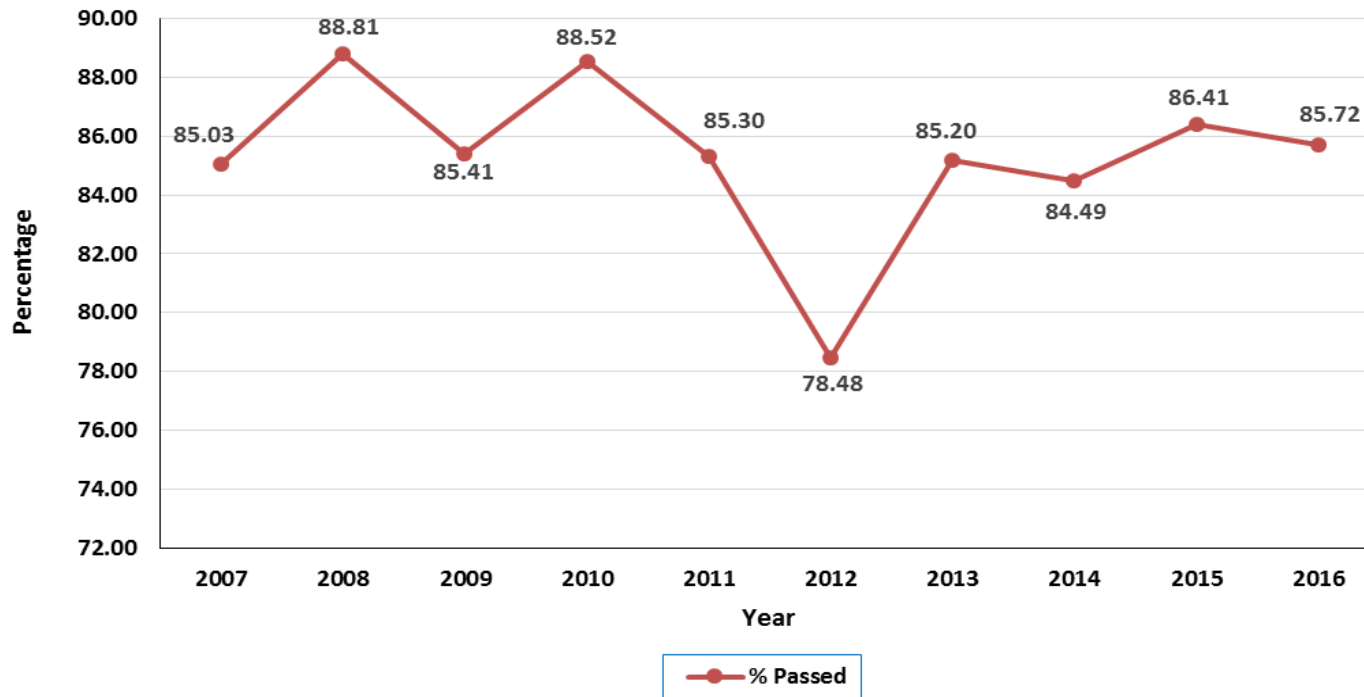




#### 4.4 PERCENTAGE OF PUPILS PASSED IN PRIMARY SCHOOL ASSESSMENT (PSR) EXAMINATION

PSR		Year									
		2007	2008	2009	2010	2011	2012	2013	2014	2015	2016
All	Total Sat	7219	6729	6553	6776	7388	6924	6743	6349	6453	6541
	% Passed	85.03	88.81	85.41	88.52	85.30	78.48	85.20	84.49	86.41	85.72

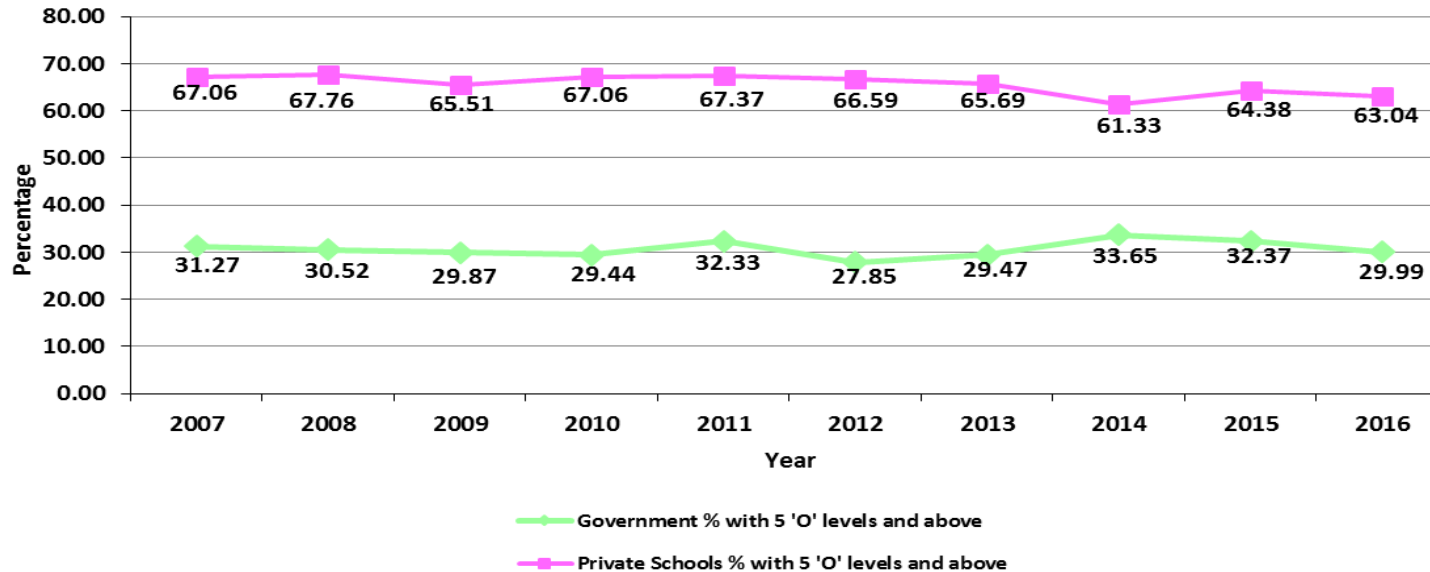
Figure 4.4 Percentage of Pupils Passed in Primary School Assessment (PSR) Examination



### 4.5 PERCENTAGE OF STUDENTS PASSED IN WITH 5 'O' AND ABOVE IN O LEVEL EXAMINATION BY SECTOR

'O' LEVEL		Year									
		2007	2008	2009	2010	2011	2012	2013	2014	2015	2016
Government	Total Sat	5722	5956	6284	6620	7934	7731	6234	5724	5774	5905
	% with 5'O' and above	31.27	30.52	29.87	29.44	32.33	27.85	29.47	33.65	32.37	29.99
Private Schools	Total Sat	671	673	748	756	938	883	787	812	845	836
	% with 5'O' and above	67.06	67.76	65.51	67.06	67.37	66.59	65.69	61.33	64.38	63.04
All	Total Sat	6393	6629	7032	7376	8872	8614	7021	6536	6619	6741
	% with 5'O' and above	35.02	34.30	33.66	33.29	36.03	31.82	33.53	37.09	36.46	34.09

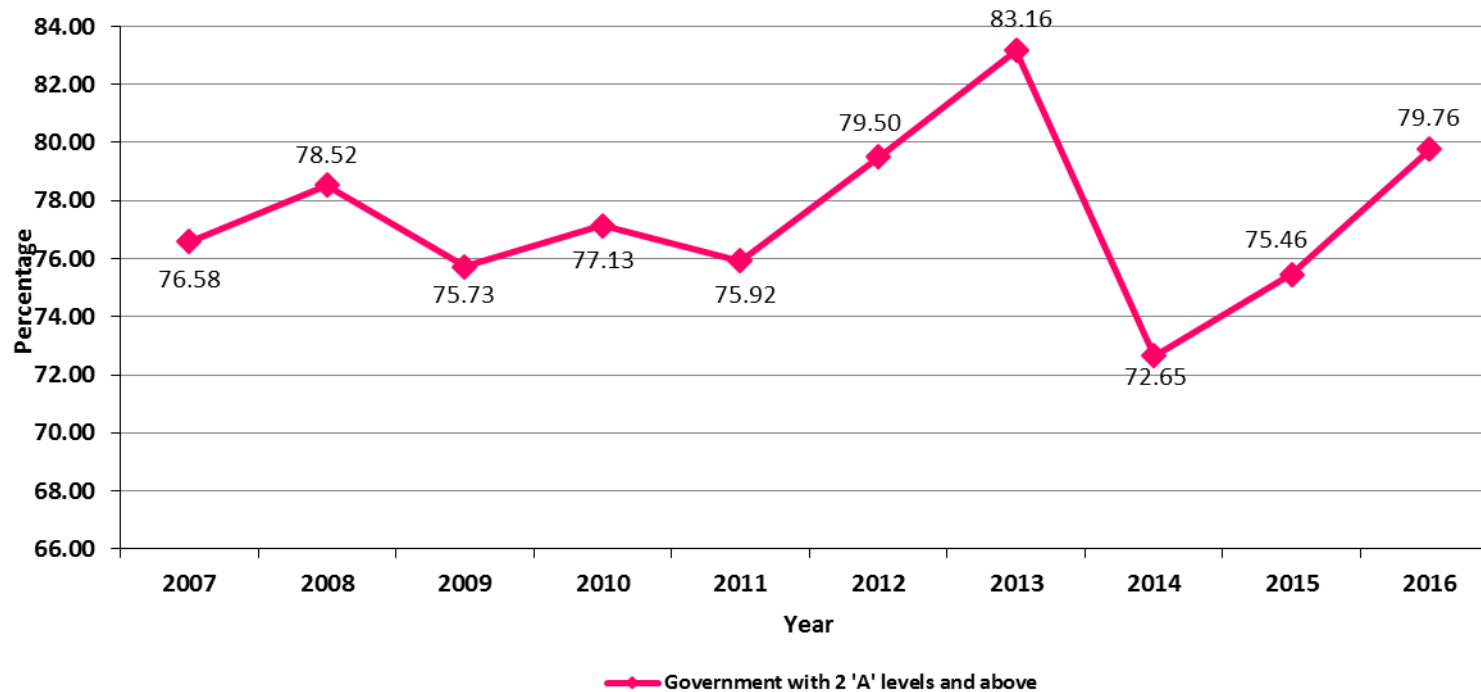
Figure 4.5 Percentage of Students Passed with 5 'O' and Above in BCGCE 'O' Level Examination by Sector



#### 4.6 PERCENTAGE OF STUDENTS PASSED WITH 2 'A' AND ABOVE IN BCGCE 'A' LEVEL EXAMINATION

'A' LEVEL	Year									
	2007	2008	2009	2010	2011	2012	2013	2014	2015	2016
Government	1890	1946	2225	2226	2313	2395	2963	2797	2421	2036
Total Sat % with 2'A' and above	76.58	78.52	75.73	77.13	75.92	79.50	83.16	72.65	75.46	79.76

Figure 4.6 Percentage of Students with 2 'A' and Above passes in BCGCE 'A' Examination





LIST OF SCHOOLS  
2016





## MINISTRY OF EDUCATION

Cluster	District	Level	School's / Institute's Name
CLUSTER 1	BRUNEI MUARA	Pre-Primary & Primary	Sekolah Rendah Datu Ratna Haji Muhammad Jaafar, Kiarong Sekolah Rendah Beribi Telanai Sekolah Rendah Kampong Mata-Mata Gadong Sekolah Rendah Katok 'A' Sekolah Rendah Pintu Malim Sekolah Rendah Pengiran Pekerma Setia Diraja Sahibul Bandar Sekolah Rendah Pular Ulak Sekolah Rendah Tungku
		Secondary	Maktab Sultan Omar Ali Saifuddin Sekolah Menengah Katok Sekolah Menengah Menglait Sekolah Tinggi Perempuan Raja Isteri
		Sixth Form	Maktab Duli Pengiran Muda Al-Muhtadee Billah
	TEMBURONG	Pre-Primary & Primary	Sekolah Rendah Amo Sekolah Rendah Labu Estate Sekolah Rendah Negalang Sekolah Rendah Puni Sekolah Rendah Rataie Sekolah Rendah Selangan Sekolah Rendah Selapon Sekolah Rendah Semabat Sekolah Rendah Sultan Hashim Sekolah Rendah Sultan Hassan
		Secondary	Sekolah Menengah Sultan Hassan
	CLUSTER 2	BRUNEI MUARA	Pre-Primary & Primary
Secondary			Sekolah Menengah Awang Semaun Sekolah Menengah Masin Sekolah Menengah Sayyidina Hasan Sekolah Menengah Sayyidina Husain Sekolah Menengah Sultan Muhammad Jamalul Alam
Sixth Form			Pusat Tingkatan Enam Sengkurong

## MINISTRY OF EDUCATION

Cluster	District	Level	School's / Institute's Name
CLUSTER 3	BRUNEI MUARA	Pre-Primary & Primary	Sekolah Rendah Amar Pahlawan Sekolah Rendah Anggerek Desa Sekolah Rendah Berakas Garison Sekolah Rendah Dato Basir Sekolah Rendah Dato Marsal Sekolah Rendah Dato Othman Sekolah Rendah Datu Maha Wangsa Lambak Sekolah Rendah Lambak Kanan Jalan 49 Sekolah Rendah Pehin Dato Jamil Sekolah Rendah Pantai Berakas, ABDB Sekolah Rendah Perpindahan Lambak Kanan Jalan 10 Sekolah Rendah Pulaie Sekolah Rendah Delima Satu Sekolah Rendah Junjongan Sekolah Rendah Kasat Sekolah Rendah Lumapas Sekolah Rendah Nakhoda Abdul Rashid Menunggol Sekolah Rendah Putat
		Secondary	Sekolah Menengah Berakas Sekolah Menengah Lambak Kiri Sekolah Menengah Pengiran Anak Puteri Hajah Masna Sekolah Menengah Sayyidina Abu Bakar Sekolah Menengah Sayyidina Umar Al-Khattab
		Secondary & Sixth Form	Maktab Sains Paduka Seri Begawan Sultan
CLUSTER 4	BRUNEI MUARA	Pre-Primary & Primary	Sekolah Rendah Tentera Laut Diraja Brunei, Muara Sekolah Rendah Batu Marang Sekolah Rendah Dato Mohd Yassin Sekolah Rendah Haji Mohd Salleh Sungai Hanching Sekolah Rendah Kapok Sekolah Rendah Mentiri Sekolah Rendah Orang Kaya Besar Imas Subok Sekolah Rendah Serasa Sekolah Rendah Sultan Umar Ali Saifuddin Muara Sekolah Rendah Sultan Abdul Bubin Sungai Besar Sekolah Rendah Tanjong Kindana Sekolah Rendah Tanah Jambu Sekolah Rendah Rimba I Sekolah Rendah Rimba II
		Secondary	Sekolah Menengah Pehin Datu Seri Maharaja Mentiri Sekolah Menengah Pengiran Isteri Hajah Mariam Sekolah Menengah Rimba Sekolah Menengah Rimba II Sekolah Menengah Sultan Sharif Ali Sekolah Sukan
		Sixth Form	Pusat Tingkatan Enam Meragang
	TUTONG	Pre-Primary & Primary	Sekolah Rendah Bakiau Sekolah Rendah Batang Mitus Sekolah Rendah Birau Sekolah Rendah Kiudang Sekolah Rendah Orang Kaya Ali Wanika Setia Diraja Kupang
		Secondary	Sekolah Menengah Raja Isteri Pengiran Anak Saleha



## MINISTRY OF EDUCATION

Cluster	District	Level	School's / Institute's Name
CLUSTER 5	TUTONG	Pre-Primary & Primary	Sekolah Rendah Binturan
			Sekolah Rendah Bukit Panggal
			Sekolah Rendah Kampong Menengah
			Sekolah Rendah Keriam
Sekolah Rendah Lamunin			
Sekolah Rendah Muda Hashim			
Sekolah Rendah Penanjong			
Sekolah Rendah Pengiran Dipa Negara Pengiran Jaya			
Sengkarai			
Sekolah Rendah Pengiran Muda Mahkota			
Sekolah Rendah Sinaut			
Sekolah Rendah Tutong Kem			
Sekolah Rendah Abdul Rashid Tanjong Maya			
Sekolah Rendah Benutan			
Sekolah Rendah Bukit Udal			
Sekolah Rendah Danau			
Sekolah Rendah Dato Pemacha Saging Ukong			
Sekolah Rendah Kampong Bukit			
Sekolah Rendah Lubo Pulau			
Sekolah Rendah Panchong			
Sekolah Rendah Penapar			
Sekolah Rendah Perpindahan Kampung Bukit Beruang II			
Sekolah Rendah Pengiran Kesuma Negara Bukit Beruang			
Sekolah Rendah Rambai			
Sekolah Rendah Tumpuan Telisai			
		Secondary	Sekolah Menengah Muda Hashim Sekolah Menengah Sayyidina Othman Sekolah Menengah Sufri Bolkiah Sekolah Menengah Tanjong Maya
		Sixth Form	Pusat Tingkatan Enam Tutong
CLUSTER 6	BELAIT	Pre-Primary & Primary	Sekolah Rendah Ahmad Tajuddin
			Sekolah Rendah Dato Maharaja Setia Dian Sukang
			Sekolah Rendah Kuala Belait
			Sekolah Rendah Labi
Sekolah Rendah Lumut			
Sekolah Rendah Melilas			
Sekolah Rendah Merangking			
Sekolah Rendah Muhammad Alam			
Sekolah Rendah Orang Kaya Pemancha Berandai Bukit Sawat			
Sekolah Rendah Panaga			
Sekolah Rendah Paduka Seri Begawan Sultan Omar Ali Saifuddin			
Sekolah Rendah Pengiran Setia Jaya Pg Hj Abd Momin			
Sekolah Rendah Pengiran Setia Negara Pg Hj Mohd Yusof			
Sekolah Rendah Sungai Liang			
Sekolah Rendah Sungai Tali, Lumut II			
Sekolah Rendah Sungai Teraban			
		Secondary	Maktab Anthony Abell Sekolah Menengah Pengiran Anak Puteri Hajah Rashidah Sa'adatul Bolkiah Sekolah Menengah Perdana Wazir Sekolah Menengah PJJN Pg Haji Abu Bakar
		Secondary & Sixth Form	Sekolah Menengah Sayyidina Ali
	BRUNEI MUARA	Vocational / Technical Education	IBTE Kampus Sultan Saiful Rijal
			IBTE Kampus Bisnes
	Higher Education	IBTE Kampus Nakhoda Ragam	
IBTE Kampus Agro-Teknologi			
			IBTE Kampus Mekanikal
			Universiti Brunei Darussalam
			Universiti Teknologi Brunei
			Universiti Islam Sultan Sharif Ali
			Politeknik Brunei
	BELAIT	Vocational / Technical Education	IBTE Kampus Jefri Bolkiah IBTE Kampus Sultan Bolkiah

## PRIVATE SCHOOLS &amp; INSTITUTIONS

District	Level	School's / Institute's Name
BRUNEI MUARA	Pre-Primary	Joyful Kids Montessori School Nusa Laila Puteri (Tanjung Bunut) Sekolah Little Caliphs Sekolah Jigsaw Playschool Sekolah Rising Star Child Development Sekolah Taman Asuhan Pertiwi Sekolah Taman Didikan Anak-Anak Polis Di Raja Brunei Seri Mulia Sarjana School Pra, Kg.Santul Wonder Kidz School
	Pre-Primary & Primary	Fairview School Nusa Laila Puteri (Beribi) Nusa Laila Puteri (Kiulap) Nusa Laila Puteri (Sungai Buloh) Sekolah Al-Falaah (Cawangan Mulaut) Sekolah Al-Falaah Sg Akar Sekolah Bakti Dewa (Cawangan Berakas) Sekolah Bakti Dewa (Cawangan Jerudong) Sekolah Bright Jigsaw International Sekolah Cahaya Bina Insan Kilanas Sekolah Cemerlang Abejess Sekolah DES Sekolah Freda Radin Sekolah Kesuma Mekar Sekolah Rendah Iqra Sekolah Rendah Jigsaw Berakas Sekolah Rendah Learning Tree Sekolah Riverside (Cawangan Masin) Sekolah Riverside (Cawangan Sungai Matan) Sekolah Sinaran Mas Sekolah Sinaran Pelangi Sekolah Stella's Nursery Sekolah Sunshine Sekolah Alif Sdn Bhd Sekolah Tadika Datin Hjh Malai Rogayah Sekolah Tadika and Rendah P.G.G.M.B (Sg Akar) Sekolah Tangga Gemilang Sekolah Tinkerbelle Learning Sekolah Tunas Jaya PGGMB (Cawangan Lambak) Sekolah Tunas Jaya PGGMB (Cawangan Madang) Seri Mulia Sarjana International School

## PRIVATE SCHOOLS &amp; INSTITUTIONS

District	Level	School's / Institute's Name
BRUNEI MUARA	Pre-Primary, Primary & Secondary	Sekolah Menengah Chung Hwa Sekolah St. Andrew Sekolah St George Sekolah Taska, Rendah & Menengah Yayasan Sultan Haji Hassanal Bolkiah
	Pre-Primary, Primary, Secondary & Sixth Form	International School Brunei
	Pre-Primary, Primary, Secondary & Sixth Form	Sekolah Jerudong International
	Primary only	Seri Mulia Sarjana School Rendah, Jangsak
	Primary & Secondary	Nusa Laila Puteri Jangsak
	Secondary only	Seri Mulia Sarjana Secondary School, Kg Mata
	Technical / Vocational Institution	BICPA-FTMS Accountancy Academy Cosmopolitan College of Commerce & Technology Kemuda Institute Micronet International College
	Higher Education	International Graduate Studies College (IGS) Laksamana College of Business
TUTONG	Pre-Primary	Sekolah Bakti Dewa, Panchur Dulit
	Pre-Primary & Primary	Sekolah Chung Hwa Kiudang Sekolah Chung Hwa Tutong Sekolah Nurul Falah Sekolah Nusa Jaya Kg Keriam Sekolah Pertama Tutong
BELAIT	Pre-Primary	Sekolah Tadika Alif Sekolah Kindycare Sekolah Tadika ABC
	Pre-Primary & Primary	International School of Brunei (ISB) Cawangan Belait Sekolah Chung Hwa Labi Sekolah Chung Lian Sekolah Tunas Jaya PGGMB
	Pre-Primary, Primary & Secondary	Sekolah Menengah Chung Ching Sekolah Menengah Chung Hwa Sekolah Panaga International Sekolah St. Angel Sekolah St. James Sekolah St. John Sekolah St. Margaret's
TEMBURONG	Pre-Primary & Primary	Sekolah Pai Yuek Sekolah Suria Jaya Kindergarten

**MINISTRY OF RELIGIOUS AFFAIRS**

District	Level	School's / Institute's Name
<b>BRUNEI MUARA</b>	Primary only	Sekolah Persediaan Arab BSB
	Primary & Secondary	Sekolah Arab Sungai Akar
	Secondary only	Sekolah Ugama Arab Menengah Raja Isteri Pengiran Anak Damit
	Secondary & Sixth Form	Institut Tahfiz Al-Quran Sultan Haji Hassanal Bolkiah
	Sixth Form only	Sekolah Menengah Arab Laki-laki Hassanal Bolkiah
	Higher Education	Kolej Universiti Perguruan Ugama Seri Begawan
<b>TUTONG</b>	Primary & Secondary	Sekolah Mahad Islam Brunei
<b>BELAIT</b>	Primary & Secondary	Sekolah Arab Lelaki Belait
<b>TEMBURONG</b>	Primary & Secondary	Sekolah Arab Temburong

**MINISTRY OF CULTURE YOUTH AND SPORTS**

District	Level	School's / Institute's Name
<b>BRUNEI MUARA</b>	Vocational / Technical Education	Pusat Pembangunan Belia

**PRIME MINISTER'S OFFICE**

District	Level	School's / Institute's Name
<b>BRUNEI MUARA</b>	Vocational / Technical Education	Pusat Latihan Kesenian dan Pertukangan Tangan

**LIST OF SCHOOLS CLOSED IN 2016**


District	Level	School's / Institute's Name
TEMBURONG	Pre-Primary & Primary	Sekolah Rendah Piasau-piasau
BRUNEI MUARA	Pre-Primary & Primary	Sekolah Tunas Cemerlang
BRUNEI MUARA	Pre-Primary & Primary	Sekolah Syamde Bright Kids
TUTONG	Pre-Primary & Primary	Tutong Public English School

**LIST OF SCHOOLS REOPEN IN 2016**

District	Level	School's / Institute's Name
BRUNEI MUARA	Pre-Primary & Primary	Sekolah Luqman Darussalam Jln Jerudong

**LIST OF SCHOOLS RENAMED IN 2016**

District	Level	Previous School Name	Current School Name
BRUNEI MUARA	Pre-Primary & Primary	DKRJ Sunflower School	Sekolah Little Caliphs



Jabatan Perancangan, Perkembangan & Penyelidikan,  
Tingkat 2 & 3, Blok C, Bangunan Kementerian Pendidikan  
Jalan Lapangan Terbang Lama, Berakas BB3510  
Negara Brunei Darussalam